


Walgett Shire Council

2006 - 2007
Annual Report

Rivers Plains and Opal



NEW SOUTH WALES, AUSTRALIA



CONTENTS PAGE

COUNCIL SERVICES	3
MESSAGE FROM THE ADMINISTRATOR	4
MESSAGE FROM THE GENERAL MANAGER	5
WALGETT SHIRE SNAPSHOT	6
WALGETT SHIRE SNAPSHOT	7
STATUTORY REPORT	8
COMMUNITY SERVICES	15
CORPORATE SERVICES	16
TOURISM	17
TRANSPORT	18
PARKS AND GARDENS	18
PUBLIC BUILDINGS AND COUNCIL ASSETS	19
WASTE SERVICES	20
WATER SUPPLY SERVICES	20
SEWERAGE SERVICES	21
STORMWATER MANAGEMENT	21
PLANNING AND REGULATION	22
APPENDIX A	
APPENDIX B	
APPENDIX C	
APPENDIX D	
APPENDIX E	

COUNCIL SERVICES

Customer Service

Council aims to provide a quality service to all customers to ensure optimal delivery and customer satisfaction.

The Administration building of Walgett Shire Council is located at 77 Fox Street, Walgett and is open from 9.00am – 4.30pm Monday to Friday, (02) 6828 1399.

Health and Building staff are available to assist with customer enquiries every Tuesday morning at the Lightning Ridge Miners Association Building located in Morilla Street, Lightning Ridge. They will be relocating to the Lightning Ridge HACC Centre early in 2008.

Council operates the Collarenebri Agency located at Wilson Street, Collarenebri. This agency hosts Commonwealth Bank, Australia Post and Council agency services.

Council Notices

The *Walgett Shire Council News* column can be found in The Spectator every Wednesday and The Ridge News every Thursday. This column features up to date information on draft policies, positions vacant, tenders, upcoming events and public notices.

Council's Website

Council's website can be accessed at www.walgett.nsw.gov.au. This web page contains all up to date and information relevant to Walgett Shire Council services including recent media releases, public notices, tenders, quotations, positions vacant, fact sheets and other documents relating to Council operations. The site also contains contact details information for the Administrator, General Manager, and Senior Management.

Public Officer

Council's Public Officer, Mr John Burke, Finance Officer can provide information on a range of areas. These include Council's Annual Report, Financial Reports, policy documents and information under the Freedom of Information Act. Mr Burke can be contacted on (02) 6828 1399.

Correspondence

All correspondence with Council should be addressed to the General Manager and marked to the relevant officer's attention.

Walgett Shire Council
PO Box 31
Walgett NSW 2832

Operations of Walgett Shire Council

Walgett Shire Council has three (3) operational divisions. These Divisions including the activities within those divisions are as follows:

Engineering

- Sewerage Services
- Water Supply Services
- Domestic and other Waste Management Services
- Transport Services including road and bridge maintenance and construction
- Asset Management
- Parks and Garden Services
- Supply and Contracts

Planning and Regulation

- Environmental and Health Services
- Companion Animal Control
- Development Assessment
- Building Control
- Land Use Planning
- Litter Control

Corporate Services

- Governance
- Community Services
- Youth Services
- Family Day Care
- Tourism and Marketing
- Economic Development
- Customer Service
- Human Resources
- Occupational Health & Safety
- Financial and Management Accounting
- Information Technology
- Rates and General Income
- Risk Management

MESSAGE FROM THE ADMINISTRATOR



This Annual Report 2006 – 2007 outlines Council's activities and services for the year. The report also contains information regarding achievements and Council priorities for 2007 -2008.

I am pleased to acknowledge the achievement of Youth Services being in the top five finalists for the Local Government Youth Week Award 2007 for Best Small Council Youth Week Program and Best Local Youth Week Program. Youth services are an integral operation of community services and provides on going structured programs for the youth within the Shire.

The HACC Centre in Lightning Ridge was completed in September 2007. This centre will house service providers who coordinate and provide specific services to older residents and people with disabilities within the community. A funding application of \$0.9million for a Dementia Day Care Centre is currently submitted with the Department of Ageing, Disability and Home Care and will provide a further extension to the building if the application is successful.

Burren Junction residents witnessed the first stage of the upgrade of Burren Junction Bore Baths and the ongoing increase in visitors to the area to experience first hand an artesian bore bath. The bath has decreased in size to preserve water consumption but its attraction and appeal to the public has been maintained.

Council was pleased to receive the Auslink funding of \$5.6 million to enable the Carinda to Walgett Road to be completed and for capital works on the Burren Junction to Collarenebri Road. This funding to be spent in the next three years will see Councils continual commitment to maintaining and upgrading road infrastructure. Council has also been notified of \$2.1 million to reconstruct and seal 25 kms of the road between Collarenebri and Mungindi.

Council's financial position has remained sound with a net operating result of \$6.5 million for the year ended 30 June 2007. A major reduction in the outstanding rates and charges percentage to 10.57% has been the result of Council's ongoing debt recovery processes.

I would also like to take this opportunity to acknowledge members of the community who have taken the time to provide input to Council and to those who have donated their time towards shire wide activities.


Mr Vic Smith
Administrator

MESSAGE FROM THE GENERAL MANAGER



The 2006-2007 financial year has been a very productive period with Council continuing to provide services and facilities which meet the needs of the entire Shire.

Council has finalized the financial year with a sound operating result for the year and pleasing results in the Statement of Performance measures especially with Rates and Annual Charges Outstanding Percentage down from 15.94% to 10.57%.

It was pleasing to have an Aboriginal Liaison Officer and Economic Development Officer added to the Organisational Structure with these positions paramount for the development of the Shire in both the short and long term. The School to Work Program has also been a successful program with four students from Walgett Community College attending work experience at the Council one afternoon a week.

Council has commenced work on the installation of water meters throughout the Shire to enable Council to convert to a user pay system. It is anticipated that this system will be in place by June 2008.

Council has seen a number of other projects completed throughout the year including the Lightning Ridge HACC Centre, Burren Junction Bore Baths upgrade, extension of the seal on the Walgett to Carinda Road and the extension of the Burren Junction to Collarenebri Road, south of Rowena.

Council looks forward to a productive upcoming year with an extensive capital works budget in excess of \$11 million dollars.

I would like to take this opportunity to thank all members of the community, agencies and business that have interacted with Council and assisted in the achievements contained in this report. I would also like to extend an appreciation to the hard work and dedication of the staff employed by Walgett Shire Council.

A handwritten signature in black ink, appearing to read 'S. McLean', with a long horizontal line extending to the right.

Mr Stephen McLean
General Manager

WALGETT SHIRE SNAPSHOT

WALGETT IN BRIEF

Walgett Shire Local Government Area is located in the far north west of New South Wales and covers an area of 22,007 square kilometres.

Walgett Shire borders with Queensland to the North, Moree Plains and Narrabri to the East, Coonamble to the South and Brewarrina to the West.

The Shire is located on Gamilaraay country in the southern and eastern sector and to the north is on Yuwaalaraay country. Acknowledgement of the traditional land is displayed on signs along main roads entering into the Walgett Shire.

The Shire is geographically on the productive black-soil plains of New South Wales, part of which is in the Central Division and part in the Western Division. In the north and North West of the Shire is opal bearing country.

Walgett Shire comprises of thirteen towns / villages / hamlets spread throughout the Shire. There are seven villages and two rural divisions and the preserved opal fields of Grawin, Glengarry and Sheepyard. Each community has its own identity, through cultural expression, cultural diversity and economic structures and development.

POPULATION

The population of the Shire is very difficult to collate due to residents who choose not to complete the census. There are also a number of people who reside in the mining areas for different periods of the year but whose main residence is in other Local Government Areas.

According to the last Census completed in 2006, the population of Walgett Shire according to Postal Areas is 7503, with 29.37% being of Aboriginal or Torres Strait Islander decent.

GETTING HERE

Walgett is located in Northern NSW and has an intersection of 3 major Highways, the Gwydir, Kamilaroi and the Castlereagh. These highways provide a major route for transportation from Melbourne to Brisbane and Adelaide to Brisbane, as well a route for local carriers to and from Dubbo, Coonamble, Narrabri, and Moree.

There are two main airports in the Walgett Shire and these are located at Walgett and Lightning Ridge, which is serviced by AirLink, with flights, scheduled 6 days per week. As well as these airports, Council have Aircraft Landing Areas at Burren Junction, Collarenebri and Carinda.

Lightning Ridge and Walgett are also serviced by CountryLink, who offer an extensive network of rail and coach services from Dubbo 7 days per week. This service continues from Dubbo and includes an XPT rail service to Sydney.



WALGETT SHIRE SNAPSHOT

HEALTHY LIVING

Walgett Shire provides its residents with three main health services in Collarenebri, Lightning Ridge and Walgett, as well as numerous general practitioners.

Other than medical services, Walgett Shire also offer Domiciliary and Palliative Care, Visiting Medical Specialists, Home Care, Meals on Wheels, Aged Hostels, ACAT Nurse and community transport

TOURISM

Walgett Shire attracts approximately 80,000 visitors per year with a majority of those visiting the town of Lightning Ridge. Walgett Shire offers a range of activities to see and do while visiting the area, such as fishing, hot artesian bore baths, and various opal tours as well as range of sports activities.


The major Tourism drawcard for Walgett Shire is Lightning Ridge home of the Opal, Australia's National Gemstone, with many visitors flocking to the region to try their luck at fossicking for a rare and precious stone.

Walgett Shire has accommodation to suit the needs of most travelling visitors, ranging from Hotels, Motels, Caravan Parks and even Hostels catering for the backpacker market.

EDUCATION

Walgett Shire offers a range of education facilities throughout the entire region; these include Primary, Secondary and Tertiary education, as well as Early Childhood facilities such as preschools, and child care centres.

Walgett Shire also offers a Distance Education to families in rural and remote areas. Walgett Shire distance education is operated by the Bourke School of the Air.



STATUTORY REPORT

FINANCIAL REPORTS FOR THE YEAR ENDED 30 JUNE 2007

Attached to this report is a copy of Council's audited General Purpose Financial Reports and Special Purpose Financial Reports for the year ended 30 June 2007. These reports are marked '**Appendix A**'.

RATES AND CHARGES WRITTEN OFF DURING THE YEAR

Council has continued its intensive rates recovery processes. As a result, the Rates & Charges Outstanding percentage has declined from 15.97% in 2005, 15.94% in 2006 to 10.57% in 2007. The total amount of rates and charges written off for the period from 1 July 2006 to 30 June 2007 totaled \$41,594.78. The total legal fees written off for this period were \$2,995.52 and the total interest written off was \$14,909.56.

STATEMENT OF PERFORMANCE

Attached to this report is the comparison of actual performance against projected performance of Council's principal activities measured in accordance with the Management Plan including statements of reasons for any identified differences. This report is marked '**Appendix B**'.

STATE OF ENVIRONMENT REPORT

Attached to this report is the Statement of the Environment Report for the year ended 30 June 2007. This report is marked '**Appendix C**'.

REPORT ON THE CONDITION OF PUBLIC WORKS

Attached to this report is the Condition of Public Works as at 30 June 2007. This report is marked '**Appendix D**'.

SOCIAL AND COMMUNITY PLAN

Attached to the report is the Walgett Shire Council Social Plan 2007-2010. This report is marked '**Appendix E**'.

SUMMARY OF LEGAL PROCEEDINGS

Following the termination of contracts of two former employees, Council incurred direct legal costs of \$46,325.38 (\$31,132.88 in 2007) in relation to these proceedings in the Industrial Relations Commission of New South Wales seeking amendment under section 106 of the Industrial Relations Act. These matters were finalised on 29 November 2005 and 1 August 2006 with Council settling on two payouts being \$28,000 and \$21,000 respectively.

MAYORAL AND COUNCILLOR FEES

All civic offices of Walgett Shire Council were declared vacant on 30 June 2004. Mr Mr Hugh Percy was appointed as Administrator. Mr Percy was replaced with Mr Vic Smith on 30 June 2006. The appointment of Mr. Vic Smith is for a period of two years, ceasing immediately before the first meeting of the Council held after the fresh election on 27 September 2007. The Administrator expenses for the period ended 30 June 2007 totalled \$65,432.70. The total cost of telephone calls made by the Administrator totalled \$23.50 and the estimated provision of dedicated office equipment is \$4,000.

COUNCIL'S POLICY ON PROVISION OF FACILITIES – COUNCILLOR EXPENSES

The Payment of Expenses and Provision of Facilities for Council Policy was presented to Council on 16 October 2007 to be placed on public exhibition for a period of 28 days with the policy to be presented to Council for adoption on 11 December 2007.

OVERSEAS TRAVEL

No overseas travel was undertaken by the Administrator, General Manager, Council staff or other persons representing Council.

SENIOR STAFF

In accordance with the provision of Section 332 of the Local Government Act 1993, the position of General Manager is the only position at Council to be determined to be a senior staff position.

The total salary package applicable for this position including the salary component, employer's contribution to superannuation, motor vehicle, subsidised rent and allowances totals \$120,007.50. The total non-cash benefit for the use of a motor vehicle was \$6,185.61 with total fringe benefits tax for non cash benefits of \$2,876.31.

STATEMENT OF CONTRACTS AWARDED IN EXCESS OF \$150,000

A total of 23 major contracts valued in excess of \$7.4 million were awarded by Council during 2006 – 2007

Contractor	Services Supplied	Value of Contract
R G Cochrane	Supply/Haulage Road Making Material	284,874.00
RA RA JM Ramien	Plant Hire/Supply & Haulage Road Making Material	543,288.00
RA & ES Yeomans	Waste Management Centre	230,750.00
CH & DA Newbold Transport	Supply & Deliver Road Making Materials	366,178.00
J Weate	Plant Hire	154,202.00
Bows Sand & Gravel	Plant Hire/Supply & Deliver Road Making Material	301,634.00
Batterline Earthmoving	Plant Hire	152,667.00
Thurston & Sons P/L	Plant Hire	179,610.00
Ridgerock Earthmoving & Mining P/L	Plant Hire	249,598.00
Mark Hams Contracting P/L	Plant Hire	419,760.00
Pioneer Road Services	Bitumen Road Sealing and Resealing	1,185,084.00
Coates Hire	Plant Hire	263,443.00
Coonamble Shire Council	Plant Hire	253,000.00
Duncan & Duncan	Supply of New Vehicles	193,314.00
L/Ridge Olympic Pool Committee	Management of L/Ridge Olympic Pool & Multipurpose Centre	247,074.00
Country Energy	Provision of Electricity	336,003.00
Statewide Mutual	Provision of PL/PL, M/Vehicle/Property Insurance Cover	318,885.00
Woodhams Petroleum	Supply of Fuel	249,663.00
Civica Australia P/L	Provision of Managed Computer System	199,514.00
Works Infrastructure	Supply Emulsion	203,555.00
Stabilised Pavements Australia P/L	Road Stabilisation	484,183.00
Statecover Mutual	Provision of Workers Compensation Cover	243,339.00
CJD Equipment P/L	Supply of New Road Grader	353,948.00

BUSHFIRE HAZARD REDUCTION ACTIVITIES

Bush Fire Hazard Reduction activities for 2006/2007 are as follows:-

Grading: Regional Roads 200 x 10m
Shire Roads 800 x 10m
Slashing: (Roadside) 400 x 6m
Slashing of Parks: Not Included

Incidents attended for 2006/2007 were as follows:

Fire and Explosions	56
False Alarms and False Calls	6
Good Intent Call	9
Hazardous Condition	3
MVA, Rescue, EMS Calls	7
Service Calls	2
Support External Agency	4
Other	2

SERVICES AND ACCESS FOR PEOPLE WITH DIVERSE CULTURAL AND LINGUISTIC BACKGROUNDS

Council recognises that people from culturally diverse backgrounds may face issues in relation to access to services and participating in the wider community. Council is committed to providing equitable and accessible services, facilities and activities for the whole community. The Local Ethnic Affairs Priorities Statement (LEAPS) and Action Plan 2006-2009 was adopted within the Management Plan 2006-2007 on 22 June 2006. This Plan is due to be reviewed by December 2007.

Council staff underwent Cultural Awareness Training in May 2007. This training included procedures within Council to provide interpreter services. Council has also displayed a language board to assist in identifying certain languages.

In 2006-2007, five (5) people became Australian citizens at Council ceremonies.

SERVICES AND PROGRAMS FOR CHILDREN

Council offers equal opportunity to all young people within our shire, striving to achieve positive outcomes for the benefit of all youth in the Shire.

Council directly operates the Family Day Care Scheme, youth services and vacation care. It also provides recreation and sporting facilities such as sporting fields, swimming pools and parks and provides child related library programs.

Council provided an interest free loan of \$350,000 to Walgett Pre School Long Day Care Centre which was repaid on 17 May 2007. This centre is now fully operational and has assisted in alleviating issues associated with a lack of child care facilities in the area.

ACCESS AND EQUITY NEEDS

Council has an obligation to all residents to ensure that access and equity activities meet residents' needs. Council meets these needs by:

- Consulting and communicating decisions effectively through Council's website, press releases and information flow to Precinct Committees and Community Working Parties.
- Opportunities are provided to the public to address agenda items at every meeting.
- Strengthening and maintaining the involvement in the delivery of services to the community through transparent process of networking and partnerships.
- Consultation with shire residents and other local organisations when adopting formal policies and publishing newly amended or approved policies on Council's website within thirty days of adoption by Council.
- On going audit and assessment of Council facilities.

PRIVATE WORKS

There were no private works carried out by Council in 2006 – 2007.

GRANTS AND CONTRIBUTIONS

Council contributed a total of \$75,809.45 to 52 organizations under Section 356 of the Local Government Act 1993.

STATEMENT OF HUMAN RESOURCES ACTIVITIES

RECRUITMENT

During the 2006/2007 financial year Council's recruitment function has been working towards filling vacancies and reducing Council's staff turnover rate.

Recruitment activity for the 2006-2007 involved 47 new staff commencing employment with Walgett Shire Council.

The turnover rate for the period 2006-2007 was 24.82%. Whilst this rate is unacceptably high, Council has implemented flexible working conditions, corporate uniform, salary packaging, subsidised housing rental and additional training in an attempt to attract, retain and develop suitable staff.

SCHOOL TO WORK PROGRAM

Walgett Shire Council has implemented a School to Work program in partnership with Walgett Community College and the Walgett/Collarenebri Community Facilitator for students at Walgett Community College.

Five (5) students started work experience at Walgett Shire Council on 6th May 2007. These students will continue the program until the end of Term 4. The program will be implemented annually and it is anticipated that it will begin in Lightning Ridge and Collarenebri in 2008.

This program has been introduced to assist students in choosing a career path within Local Government. Students have been assigned to a 'buddy' to assist them whilst at work and are offered training and development to improve their skills.

WORK FOR THE DOLE PROJECTS

Walgett Shire Council has undertaken a number of Work for the Dole projects to assist unemployed people to re-enter into the workforce, develop their skills and understand good work ethics.

These projects have provided good results within the shire improving community facilities such as the "Tracker Walford Walkway" with some participants have gained further employment with Council.

TRAINING AND DEVELOPMENT

Council continues to encourage employees to participate in training and development. During the period 2006/2007 Council expended \$181,539.67 on training and conference expenses to ensure that all staff are continually improving their skills and to remain up to date with legislative requirements.

Training included but was not limited to

Induction
Code of Conduct
First Aid
Identify & Respond to Children & Young People at Risk of Harm
Asbestos Handling
Minute Taking
Safe Working in Confined Spaces
Rates
Bitumen Surface
Records
Traffic Control
OH&S General Induction
Chemcert
Website Development
Purchasing Administration
OH&S Committee
Plant Operator
Grant Seeker Workshop
OHS Auditors Course
Fair Value Asset Accounting Workshop
Ozwater 2007 Convention & Exhibition
FBT
Crane & Plant Electrical Safety
Conquest User Group Meeting
Cultural Awareness Workshop
Writing effective PR and Promotional Copy
WorkChoices Workshop
Civica Software
Local Government Finance
RTA ASCIS Heavy Vehicle
Women & Leadership Forum
Youth Centre Coordinator
Frontline Management
Human Resources
Environment & Planning Legislation Amendments

Conference attendance included but was not limited to:

Civica National User Group Conference
Human Resources Conference
NSW Family Day Care Association Conference
Library Conference
NSW Rural Youth Work Conference
Water Summit & Floodplain Conference
NSW Rating Professionals Conference
Local Government Finance Professionals Conference
IPWEA NSW Division Annual Conference

EEO MANAGEMENT PLAN

Activities undertaken during the period July 2006 to June 2007 to ensure Council continues to apply the principles of Equal Employment Opportunity legislation:

- Continual review of Job Descriptions, Policies and Induction programs
- Monitoring of advertisements and selection criteria by Coordinator Human Resources to ensure advertising is non-discriminatory
- Implementation of School to Work Programs and Work for the Dole Projects to allow unemployed persons to enter into the workforce
- Provision of assistance to employees and supervisors regarding EEO issues and grievances through Council's Coordinator Human Resources

EXTERNAL BODIES EXERCISING COUNCIL FUNCTIONS

Castlereagh Macquarie County Council have been delegated the responsibility for the management of noxious weeds within the Walgett Shire Local Government area.

CONTROLLING INTERESTS IN COMPANIES

Council held no controlling interest in any company during 2006 – 2007.

PARTNERSHIPS, CO-OPERATIVES AND JOINT VENTURES

- **Northern Regional Library** – The Northern Regional Library and Information Service is based in Moree and is administered by Moree Plains Shire Council. It exists to provide an information and recreational resource to the residents of the Shires of Brewarrina, Moree Plains, Walgett and Gwydir. The annual contribution paid by Walgett Shire Council in 2006 – 2007 was \$135,843.65.
- **Statewide Mutual Insurance Group** – Members of this scheme join together to form a self insurance mutual. Members include Councils, the Local Government Association and the Shires Association. Its objective is to ensure protection of its members through stable premiums, cost containment and spread of risk.

- **Barwon Darling Alliance** – This alliance was born out of a desire of the Murdi Paaki Regional Council of ATSIC and the participating Shire Councils to address their common regional concerns regarding high unemployment and serious quality of life issues. The mission aim of the alliance is to combine its members' resources to support and maintain sustainable economic growth and employment in the region and to develop positively the social capital and the lifestyle and culture of its people.
- **Northwest Weight of Loads Group** – Moree Plains Shire Council administers this RTA and Council joint venture. The key challenges of this group include the prevention of overload vehicles, concentrated high volume harvest periods, seasonality, 24 hour 7 days per week operations, recovery of fine revenue and negative regulatory image.
- **Rural Fire Service NSW** – Walgett, Coonamble and Warren Shire Councils operate and manage the Rural Fire Districts as the North West Zone under the terms of a Service Level Agreement (SLA). In accordance with this SLA the councils have agreed to delegate certain functions, powers and duties to the Fire Control Officer.
- **Orana Regional Organisation of Councils (OROC)** – This partnership between a number of north west councils collaborate on matters of common interest including research, regional strategies, resource sharing, advocacy and brokering.
- **Namoi Local Government Group (NLGG)** – The area of operation is within the Namoi Hydrological Catchment and its mission is to facilitate effective management of natural resources using a collaborative approach between local government and the Namoi CMA within the hydrological catchment of the Namoi River.
- **Hunter Councils Inc – Regional Procurement Initiative** – This initiative has been established in response to a need for a collaborative approach to regional tendering and contracting.

BUSINESS ACTIVITIES

Council does not have any *Category 1* business activities. Council has two (2) business activities declared as *Category 2* business activities with total annual operating revenue less than \$2 million. These business units are Walgett Shire Water Supplies and Walgett Shire Sewerage Services as contained in Special Purpose Financial Reports marked '**Appendix A**'.

COMPETITIVE NEUTRALITY

The disclosure requirements are reflected in Council's pricing and financial reporting systems and include taxation equivalents, council subsidies, rate of return on investments in business units and dividends paid.

Council utilizes its website as a mechanism to handle competitive neutrality complaints. No complaints have been received for the 2006 – 2007 period.

STORMWATER MANAGEMENT SERVICES

What we achieved in 2006/07

No specific stormwater management activities were undertaken in 2006/07 and expenditure on routine maintenance was about \$74,000. Small lengths of failed kerb and gutter were replaced where adjacent road shoulder reconstruction was being carried out. Council has not, as yet, moved to introduce a stormwater management charge as is provided for in the Local Government Act.

What we are planning for the future

No specific stormwater management activities have been proposed in the Management Plan, other than routine maintenance including drain clearing, gutter sweeping and associated activities. No firm proposal, to develop a specific stormwater programme and introduce a stormwater management charge to cover this activity, has been brought forward. However, this is likely to change in the future as there are a number of open drains within Lightning Ridge which involve risks to Council that must be addressed. The Budget provides significant funds to address this issue from 2009/10, however smaller amounts have been provided from 2007/08 to erect signage appropriate to the risks evaluated by Council.

COMPANION ANIMALS ACT AND REGULATION

- Council lodges an annual return with the Department of Local Government which shows the numbers of impounded companion animals.
Key aspects of this years return include:
 - 118 dogs and 46 cats were seized.
 - 210 dogs and 50 cats were surrendered.
 - 5 dogs were released to their owners.
 - 343 dogs and 100 cats were euthanized
- Council spent \$113,300.00 on companion animal management related activities in 2006 - 2007.
- Council participated in the RSPCA Companion Animal Welfare Scheme (CAWS) for the first time. The scheme included education sessions for school children, desexing and microchipping programs for dogs.
- The vast majority of companion animals that are surrendered to, or seized by, Council are euthanized. Council's regulatory staff seek new homes for any animal that is trained and/or in good physical condition but it is unfortunate that very few animals meet such criteria.
- A single off leash area for dogs was established by Council some years ago in Euroka Street, Walgett, near the aerodrome.
- Council did not access any Companion Animals Fund money during the period.

FREEDOM OF INFORMATION

During the period Council received one (1) application for information under the Freedom of Information Act. The information requested was provided in accordance with the requirements of the Act.

PRIVACY AND PERSONAL INFORMATION

The Privacy and Personal Information Protection Act 1998 was introduced to provide central safeguards to an individual's privacy in relation to a wide variety of personal information held by the public sector agencies such as Council.

The procedures in complying with these requirements are contained in Council's Code of Conduct. No review was conducted by or on behalf of the Council under Part 5 of the Act.

PLANNING AGREEMENTS UNDER THE ENVIRONMENTAL PLANNING AND ASSESSMENT ACT

No planning agreements were entered into by Council during the year.

WHAT COUNCIL ACHIEVED IN 2006/2007

WHAT COUNCIL IS PLANNING FOR THE FUTURE



COMMUNITY SERVICES

WHAT COUNCIL ACHIEVED IN 2006 -2007

Nominated in the top five finalists Local Government Youth Week Award 2007 for Best Small Council Youth Week Program and Best Local Youth Week Program.

Completion of Walgett Fitness Track.

School to Work Program implemented to employ five local students.

The MAD Project – Music, Art and Drama Project focusing on drug and alcohol abuse in youth was developed in partnership with Attorney General's Department, Walgett Crime Prevention Committee and Walgett Shire Council.

Library Depots established in Carinda and Burren Junction to enable access to library services in the villages and outlying communities within the Shire.

Improved signage and promotion at Walgett and Lightning Ridge libraries including the purchase of new furniture and book displays.

A Job Expo Day was held in Walgett in partnership with NSW Premiers Department. This day addressed the difficulties in recruiting and retaining staff with many government departments participating in this expo.

Local Ethnic Affairs Priority Statement (LEAPS) was included in Council's Management Plan 2006/2007.

"Happy Families are Best" calendar launch held at Walgett Youth Centre. This program was in partnership with Barwon Cottage.

Harmony Day was held at Walgett Swimming Pool with youth from all over the Shire attending.

Murals painted by local youth in Walgett, Lightning Ridge and Grawin.

WHAT COUNCIL IS PLANNING FOR THE FUTURE

PCYC Services secured in Walgett Shire.

Purchase of a Community Bus to be utilized for services such as Youth Services, Family Day Care and Community Services.

Upgrade of Walgett Youth Centre including refurbishment of a *Chill Out Room*.

Gradual replacement of playground equipment around the Shire.

Increase and review of library opening hours.

Continually provide ongoing programs such as Harmony Day, Youth Week, Children's Week, PCYC programs and vacation care programs.

Introduce new youth programs focused on Healthy Lifestyles and education.

Stage Cricket NSW Indigenous Cricket Camp to promote and develop cricket within the indigenous youth.

Establishment of a Youth Council to assist in establishing a voice for the youth within the Shire.

Adoption of Aboriginal Community Strategy in consultation with local aboriginal community.

Establishment of an Aboriginal Employment Strategy (AES) office in the Walgett Shire. The AES specializes in placing and mentoring Aboriginal people into employment.

CORPORATE SERVICES

WHAT COUNCIL ACHIEVED IN 2006 -2007

Walgett Shire council was removed from the Department of Local Government financial monitoring list in June 2006.

Council's financial position was maintained with cash and investments (excluding external and internal restrictions) being maintained between \$1.5 million and \$2.5 million.

Rates and annual charges outstanding percentage was reduced from 15.97% in 2005, 15.94% in 2006 to 10.57% in 2007.

All statutory reporting requirements were met within the required timeframes.

The Management Plan 2006 – 2007 was updated into a five year plan encompassing 2007/2008 – 2011/2012.

The Conquest Asset Management system was installed and is fully operational. This system provides Management more detailed and accurate information regarding Councils infrastructure and assets.

A review of the rates and annual charges system has seen the revision of rating category "Mining" to "Business – Mining". Council was advised by the Department of Local Government that opal mining does not fall within the meaning of *metalliferous mine* as defined in Section 517(1) of the Local Government Act 1993, Categorisation as mining.

The rating model adopted for the rating year 2007 -2008 includes water exclusive values. This model was adopted following discussion with external bodies where it was agreed that the proposed model was fair and equitable.

The Revaluation of all water and sewerage infrastructure and assets.

WHAT COUNCIL IS PLANNING FOR THE FUTURE

The continuation of sound financial management including quarterly review and revision of the budget.

Ensure the sound operational direction and financial viability of Council through the Management Plan.

To undertake a further review of the rates and annual charges following a land revaluation by the Valuer General in 2008.

Maintain Councils intensive debt recovery procedures to assist in a reduction in Rates & Annual Charges Outstanding Percentage to an acceptable level of below 9%.

An increase in the commitment towards staff training and development.

Further development and improvement in the service provision provided from Civica Pty Ltd.

Maintain Unrestricted Current Ratio above 3.5:1. This ensures that Council has the ability to meet their debts and obligations as they fall due.

TOURISM

WHAT COUNCIL ACHIEVED IN 2006 -2007

Adoption of the Walgett Shire Tourism Destination Strategy and the Walgett Shire Tourism Signage Strategy.

Introduction of a level 3 accredited Visitor Information Centre at Collarenebri.

Hosted three community workshops: Book Easy – Booking & Distribution Seminar, Tourism Development Workshop, Go West Community Service & Business Development.

Staff attended Caravan & Camping Trade shows in Brisbane, Melbourne, Sydney, and Dubbo.

Hosted the Walgett Shire Business Awards.

Reprinted the Walgett and Lightning Ridge tourism brochure, using the new cooperative marketing design supplied by Outback Regional Tourism Organisation.

Participated in Cooperative Marketing Project with Tourism NSW, Kamilaroi Highway Project Launch.

Hosted community events: Sir Roden Cutler Wheelchair Roll, Kiss Me Kate – Musical Opera, Bangers and Mash – Theatre Production, Clean Up Australia Day, Business Clean Up Day.

Assisted with government funding for the Come By Chance amenities block.

Developed and maintained the Walgett Shire Council website.

Hosted the 100 year anniversary, Centenary of Council.

Installation of Visitor Information Kit and the Walgett Visitor Information Centre.

Promotion of Walgett Shire in Publications: Caravanning Australia, The Caravanner, Country-Link, Qantas Magazine, NSW Traveller, Gregory's UBD, and the Overlander 4WD.

WHAT COUNCIL IS PLANNING FOR THE FUTURE

Continue with implementing signage Audit.

A marketing strategy will be developed in conjunction with Outback Regional Tourism Organisation , local Tourism Associations and operators.

Development of a tourism logo.

Create display material to be used at tradeshow.

Development of tourism brochures targeting niche markets: indigenous culture, bird watching, bore baths, fishing and opal.

Develop more cooperative marketing opportunities with local tourism operators, and regional operators.

Continue with developing the Burren Junction Bore Baths.

Continue with beautifying the townships in the Walgett Shire.

TRANSPORT

WHAT COUNCIL ACHIEVED IN 2006/07

Routine maintenance on state, regional and local roads.

Council completed two significant road upgrading projects within its regional road network.

Approximately 8 kilometres of the Walgett to Carinda Road were upgraded and sealed.

A little in excess of 3 kilometres of the Burren Junction to Collarenebri Road was upgraded and sealed.

Improvement works along the three State Highways within Walgett Shire to the value of approximately \$3 million.

Road shoulders in Euroka and Pitt Streets, Walgett were reconstructed and sealed.

WHAT COUNCIL IS PLANNING FOR THE FUTURE

\$7.7 million has been provided by Commonwealth Government's AusLink Programme to complete extensive upgrading along Council's regional roads network over the next three years.

\$11 million will be spent to complete the sealing of the Walgett to Carinda and Burren Junction to Collarenebri Roads.

Sealing 25 kilometres of the Collarenebri to Mungindi Road from the Queensland border.

Replacement of timber bridges over Pian Creek (Burren Junction to Collarenebri Road) and Castlereagh River (Walgett to Carinda Road) are planned over the next two years.

Reconstruction and sealing of Burren Junction streets, to the value of \$200,000.

PARKS AND GARDENS

WHAT COUNCIL ACHIEVED IN 2006/07

Excess of \$500,000 was spent in maintaining parks and reserves in Walgett, Lightning Ridge, Collarenebri and several smaller villages within the Shire.

Rehabilitation of the Burren Junction Bore Baths.

WHAT COUNCIL IS PLANNING FOR THE FUTURE

Provision of an automatic watering system for Number One Oval in Walgett.

Automatic watering systems for Gray Park, Walgett and Len Cram Park, Lightning Ridge are proposed for later years; however these may be brought forward if applications for Community Water Grants are successful.

Rehabilitation of the amenities block at the Lightning Ridge Bore Baths, at an estimated cost of \$60,000.

Provision of perimeter fencing at Lightning Ridge Bore Baths.

\$80,000 has been provided in each of the next five years to replace non compliant playground equipment in Council's parks.

PUBLIC BUILDINGS AND COUNCIL ASSETS

WHAT COUNCIL ACHIEVED IN 2006/07

Routine maintenance on both fixed and moveable assets, such as public buildings, staff dwellings, works depots, Walgett Town levee, plant and vehicles, and aerodromes.

A commencement on the construction of a multi purpose facility for Home and Community Care in Lightning Ridge.

An upgrade, costing nearly \$50,000 was undertaken at the Walgett Works Depot to provide for more efficient operations.

Approximately \$20,000 was spent at Wolseley House in Walgett, to provide roller shutters in an effort to combat vandalism and broken windows at night.

Council accepted a proposal from the NSW Department of Commerce to undertake pre-construction activities associated with the rehabilitation of the Walgett town levee.

Nearly \$700,000 was spent on replacing plant and vehicles, including a construction grader at a cost of nearly \$250,000.

A new truck, to collect domestic waste from the kerbside was purchased at a cost in excess of \$200,000.

A long term plant replacement programme was adopted by Council.

WHAT COUNCIL IS PLANNING FOR THE FUTURE

A new dwelling, to be used as staff accommodation, will be erected in Euroka Street, Walgett on the site where the former SES Headquarters were destroyed by fire.

Additional staff accommodation on vacant land in Arthur Street, will be erected in 2007/08 at a cost approaching \$1 million.

Further improvements at the Walgett Works Depot will be undertaken in 2007/08 including provision of a new wash bay at an estimated cost of \$90,000.

Specific maintenance will be undertaken to the Walgett administration building, including replacement of fascias and guttering at a cost of \$40,000.

\$7,500 has been provided to improve security at the Council Chambers, in the light of recent vandalism attacks on the building's windows.

\$30,000 has been provided for a Rural Fire Service building in Burren Junction.

Additional measures will be taken to improve security for Council plant and equipment away from the works depot, at a cost of \$10,000.

Council is seeking funding from the Commonwealth government, with a local contribution contained in future budgets to provide for hall replacement at Burren Junction and hall upgrading at Carinda.

Completion of the Home and Community Care building in Lightning Ridge will occur in 2007/08.

Nearly \$2 million will be spent on plant and vehicle replacement in 2007/08, with significant purchases including a grader, patching truck and roller.

Included in plant purchases is a community bus.

Council has sought an exemption from needing to make a local contribution towards the cost of rehabilitation of the Walgett town levee. In the event that this exemption is not approved, Council will need to expend several million dollars from its own resources on this project over the next few years.

WASTE SERVICES

WHAT COUNCIL ACHIEVED IN 2006/07

\$80,000 was spent on preconstruction activity to establish a new landfill site at Lightning Ridge.

The contractor at Walgett has made sound progress with on site improvements.

The Walgett Landfill was licensed for the first time in 2006/07 and stringent licence conditions need to be complied with.

WHAT COUNCIL IS PLANNING FOR THE FUTURE

Geotechnical testing on the site for the Lightning Ridge Landfill will need to be carried out to ensure suitability, after which the site can be acquired and pre-construction activities completed.

Council will increase its efforts to educate the community on matters relative to waste management.

WATER SUPPLY SERVICES

WHAT COUNCIL ACHIEVED IN 2006/07

Routine maintenance on all water supply schemes in the Shire.

Testing on the new sub-artesian bore in Rowena.

Commencement was made on relocating the pump intake on the Namoi River in Walgett to improve the raw water supply to the town's filtration plant.

Substantial progress was made on the implementation of telemetry at all water supply installations, to improve the monitoring and response to operational difficulties in the future.

Water has been carted from the bore at Cumborah to public tanks at the Grawin Opal Fields on numerous occasions throughout 2006/07.

WHAT COUNCIL IS PLANNING FOR THE FUTURE

Installation of water meters and the introduction of water billing based upon cost of service and water consumption (user pays).

Water meters will be introduced in all towns and villages which have water supply schemes in operation.

Council will hold discussions with the Burren Junction community to ascertain if that community wishes to pursue a water scheme within the next few years.

Works commenced in 2006/07, to better drought proof the Walgett water supply, will be completed in 2007/08.

In addition, telemetry work commenced in 2006/07 will be completed in 2007/08. A new, larger reservoir in Rowena is planned for 2009/10 at an estimated cost of \$200,000.

SEWERAGE SERVICES

WHAT COUNCIL ACHIEVED IN 2006/07

Routine maintenance on Walgett's sewerage scheme, and common effluent schemes in Lightning Ridge and Collarenebri.

Commenced an initiative to acquire the site upon which the Collarenebri effluent ponds are located.

Installation of telemetry for the same reason telemetry is being installed in the water schemes.

Total expenditure in 2006/07 on sewerage activities was nearly \$800,000.

WHAT COUNCIL IS PLANNING FOR THE FUTURE

Telemetry commenced in 2006/07 will be completed in 2007/08.

Renewal of electrical installation at Walgett Sewerage Treatment Works will be undertaken in 2007/08 at an estimated cost of \$28,000.

STORMWATER MANAGEMENT

WHAT COUNCIL ACHIEVED IN 2006/07

Routine maintenance.

Small lengths of failed kerb and gutter were replaced where adjacent road shoulder reconstruction was being carried out.

Council has not, as yet, moved to introduce a stormwater management charge as is provided for in the Local Government Act.

WHAT COUNCIL IS PLANNING FOR THE FUTURE

Routine maintenance including drain clearing, gutter sweeping and associated activities.

No firm proposal, to develop a specific stormwater programme and introduce a stormwater management charge to cover this activity, has been brought forward.

PLANNING AND REGULATION

WHAT COUNCIL ACHIEVED IN 2006/07

Recognition from the Department of Planning for being amongst the top five Council's in the state during 2005/2006 with the highest proportion of complying development certificate (CDC) applications (51%) relative to development applications (49%). State wide the proportion of CDC applications is 11%. The high proportion of CDC applications shows that where appropriate, Council has been active in ensuring that applicants avoid the unnecessary greater complexity and expense of the development application and construction certificate process.

Consultation with State Government agencies regarding the draft Walgett Shire Growth Management Study and Draft Strategy was finalised towards the end of the period.

Appointment of a Geographic Information Systems (GIS) coordinator, who will be progressively updating Council's mapping data. Amongst other things, this will allow Council to better manage infrastructure, improve maintenance planning, as well as to bring rural and urban addressing in line with Australian Standards.

Burial plot maps for the Walgett, Lightning Ridge and Collarenebri cemeteries have been revised and digitised using GIS.

WHAT COUNCIL IS PLANNING FOR THE FUTURE

Council has been offered a \$20,000 grant for 2007-2008, to assist with the cost of a rural addressing program. It is expected that the bulk of the rural addressing work will be completed in the year.

Public exhibition of the Walgett Shire Growth Management Study and Draft Strategy will be completed prior to the exhibition of a draft Local Environmental Plan (LEP). A new LEP will provide greater certainty for developers and the community about that types of land uses are permissible, as well as those that are not, in a given location.

Council expects to finalise a list of local heritage items for inclusion in a LEP.

Burial plot maps for the Burren Junction and Carinda cemeteries will be revised and digitised.

Implementation of a rural addressing program to ensure that rural addressing in the Shire complies with the principles of relevant Australian Standards.

Implementation of centralised record keeping of building and development approvals using Authority software to improve staff efficiency and the management of approval records.

APPENDIX A



WALGETT SHIRE COUNCIL

Financial Report

For the Year Ended
30 June 2007



WALGETT SHIRE COUNCIL

General Purpose Financial Reports for the year ended 30th June 2007

TABLE OF CONTENTS

	<u>Page</u>
Council Certificate [s 413 (2)(c)]	1
Principal Financial Statements	
Income Statement	2
Balance Sheet	3
Statement of Changes in Equity	4
Cash Flow Statement	5
 Notes to, and forming part of, the Principal Financial Statements	
Note 1 - Significant Accounting Policies	N1 - N5
Note 2 - Functions	N6 - N7
Note 3 - Revenues	N9 - N12
Note 4 - Expenses	N13 - N14
Note 5 - Gain or Loss on Disposal of Assets	N15
Note 6 - Cash Assets and Investment Securities	N16-N17
Note 7 - Receivables	N18
Note 8 - Inventories & Other Assets	N19
Note 9 - Infrastructure, Property, Plant & Equipment	N20-N23
Note 10 - Liabilities	N25-N26
Note 11 - Reconciliation to Cash Flow Statement	N27-N28
Note 12 - Commitments for Expenditure	N29-N30
Note 13 - Statement of Performance Measurement	N31
Note 14 - Investment Property	N32
Note 15 - Financial Instruments	N33 - N34
Note 16 - Significant Variations from original Budget	N35
Note 17 - Statement of Developer Contributions	N37
Note 18 - Contingencies & Assets & Liabilities not Recognised	N39
Note 19 - Investments accounted for using the equity method	N41
Note 20 - Revaluation reserves	N42
Note 21 - Events Occurring After Reporting Date	N43
 Auditors Report on the Financial Statements [s 417 (2)]	
 Auditors Report on the Conduct of the Audit [s 417 (3)]	

WALGETT SHIRE COUNCIL

ANNUAL FINANCIAL STATEMENTS FOR THE YEAR ENDED 30 June 2007

STATEMENT BY COUNCILLORS AND MANAGEMENT MADE PURSUANT TO SECTION 413 (2)(c) OF THE LOCAL GOVERNMENT ACT 1993 (as amended)

The attached Annual Financial Statements have been drawn up in accordance with

- The Local Government Act 1993 (as amended) and the Regulations made thereunder
- The Australian Accounting Standards and professional pronouncements
- The Local Government Code of Accounting Practice and Financial Reporting
- The Local Government Asset Accounting Manual.

To the best of our knowledge and belief, these reports

- Present fairly the Council's financial position and operating result for the year, and
- Accord with Council's accounting and other records


We are not aware of any matter that would render the reports false or misleading in any way.

Signed in accordance with a resolution of Council made on 18th September 2007



Vic Smith

ADMINISTRATOR



Stephen McLean

GENERAL MANAGER



Emma Darcy

RESPONSIBLE ACCOUNTING OFFICER

WALGETT SHIRE COUNCIL

INCOME STATEMENT for the year ended 30th June 2007

Budget 2007 \$'000		Notes	Actual 2007 \$'000	Actual 2006 \$'000
INCOME				
Revenue:				
5,960	Rates & Annual Charges	3	5,951	5,296
2,326	User Charges & Fees	3	4,365	3,709
511	Investment Revenues	3	809	727
613	Other Revenues	3	379	195
7,650	Grants & Contributions - Operating	3	7,839	8,640
1,000	Grants & Contributions - Capital	3	5,818	1,280
Other Income:				
95	Profit from Disposal of Assets	5	133	-
18,155	Revenues from Ordinary Activities before Capital Amounts		25,294	19,847
EXPENSES				
5,909	Employee Costs	4	5,737	5,922
7,297	Materials & Contracts	4	8,318	7,664
37	Borrowing Costs	4	41	57
2,295	Depreciation & Amortisation	4	2,427	2,329
2,562	Other Expenses	4	2,201	2,182
	Loss from Disposal of Assets	5	-	23
18,100	Total Expenses from Ordinary Activities		18,724	18,177
55	OPERATING RESULT FROM CONTINUING OPERATIONS		6,570	1,670
55	NET OPERATING RESULT FOR YEAR		6,570	1,670
Attributable to:				
55	WALGETT SHIRE COUNCIL		6,570	\$ 1,670
55			\$ 6,570	\$ 1,670
(945)	Net operating result before capital grants and contributions		\$ 752	\$ 390

This Statement is to be read in conjunction with the attached Notes.

WALGETT SHIRE COUNCIL

BALANCE SHEET as at 30th June 2007

	<u>Notes</u>	Actual 2007 \$'000	Actual 2006 \$'000
CURRENT ASSETS			
Cash & cash equivalents	6	7,597	11,617
Investments	6	9,752	-
Receivables	7	1,981	2,690
Inventories	8	840	888
Other	8	17	51
TOTAL CURRENT ASSETS		<u>20,187</u>	<u>15,246</u>
NON-CURRENT ASSETS			
Receivables	7	446	740
Infrastructure, Property, Plant & Equipment	9	71,617	60,507
TOTAL NON-CURRENT ASSETS		<u>72,063</u>	<u>61,247</u>
TOTAL ASSETS		<u>92,250</u>	<u>76,493</u>
CURRENT LIABILITIES			
Payables	10	1,492	2,028
Borrowings	10	249	323
Provisions	10	1,365	1,175
TOTAL CURRENT LIABILITIES		<u>3,106</u>	<u>3,526</u>
NON-CURRENT LIABILITIES			
Borrowings	10	240	412
Provisions	10	100	97
TOTAL NON CURRENT LIABILITIES		<u>340</u>	<u>509</u>
TOTAL LIABILITIES		<u>3,446</u>	<u>4,035</u>
NET ASSETS		<u>\$ 88,804</u>	<u>72,458</u>
EQUITY			
Accumulated Surplus	20	82,536	72,458
Asset Revaluation Reserve	20	6,268	-
Council Equity Interest		<u>88,804</u>	<u>72,458</u>
TOTAL EQUITY		<u>\$ 88,804</u>	<u>72,458</u>

This Statement is to be read in conjunction with the attached Notes

STATEMENT OF CHANGES IN EQUITY
for the year ended 30th June 2007

This Statement is to be read in conjunction with the attached Notes

WALGETT SHIRE COUNCIL

CASH FLOW STATEMENT for the year ended 30th June 2007

Budget 2007 \$'000		Actual 2007 \$'000	Actual 2006 \$'000
	CASH FLOWS FROM OPERATING ACTIVITIES	Notes	
	<u>Receipts</u>		
5,907	Rates & Annual Charges	6,361	5,134
2,096	User Charges & Fees	9,374	4,773
482	Investments Income	833	670
8,650	Grants & Contributions	8,830	8,823
465	Other operating receipts	1,472	1,405
	<u>Payments</u>		
(5,900)	Employee Costs	(5,752)	(5,586)
(7,297)	Materials & Contracts	(8,894)	(8,569)
(37)	Borrowing Costs	(42)	(63)
(2,776)	Other operating payments	(2,567)	(2,236)
1,590	Net Cash provided by (or used in) Operating Activities	11 9,615	4,351
	CASH FLOWS FROM INVESTING ACTIVITIES		
	<u>Receipts</u>		
400	Proceeds from sale of Infrastructure, Property, Plant & Equipment	213	136
	Repayments from Deferred Debtors	113	12
	<u>Payments</u>		
(2,833)	Purchase of Infrastructure, Property, Plant & Equipment	(3,965)	(2,786)
	Purchase of Investment Securities	(9,750)	-
(2,433)	Net Cash provided by (or used in) Investing Activities	(13,389)	(2,638)
	CASH FLOWS FROM FINANCING ACTIVITIES		
(186)	Repayments of Borrowings & Advances	(196)	(186)
(64)	Repayment of Finance Lease Liabilities	(50)	(273)
	Repayment of Retirement Home Contributions	-	-
(250)	Net Cash provided by (or used in) Financing Activities	(246)	(459)
(1,093)	Net Increase (Decrease) in cash held	(4,020)	1,254
11,617	Cash Assets at beginning of reporting period	11 11,617	10,363
	Adjustment to opening Cash Assets on adoption of AASB 132 & AASB 139		
	Adjustment to opening Cash due to adoption of revised Accounting Standards	1 -	-
10,524	Cash Assets at end of reporting period	11 7,597	11,617

This Statement is to be read in conjunction with the attached Notes

WALGETT SHIRE COUNCIL

NOTES TO AND FORMING PART OF THE FINANCIAL STATEMENTS for the year ended 30 June 2007

Note 1 - SIGNIFICANT ACCOUNTING POLICIES

1. Basis of Preparation

1.1 Compliance with Australian equivalents to International Financial Reporting Standards

This general purpose financial report has been prepared in accordance with Australian equivalents to International Financial Reporting Standards (AIFRS) as they apply to not-for-profit entities, other authoritative pronouncements of the Australian Accounting Standards Board, Urgent Issues Group Interpretations, the NSW Local Government Act 1993 and regulations thereunder and the Local Government Code of Accounting Practice and Financial Reporting.

1.2 Compliance with International Financial Reporting Standards

AIFRS include certain specific provisions relating to not-for-profit entities that are not included in the International Financial Reporting Standards. In addition, Australian Accounting Standard AAS 27 *Financial Reporting by Local Governments* also applies. Except to the extent that these special provisions require, these financial statements comply with International Financial Reporting Standards.

1.3 Historical Cost Convention

The financial report has been prepared on the accrual basis of accounting and, except where specifically indicated in these Notes, in accordance with the historical cost convention.

1.4 Critical Accounting Estimates

The preparation of financial statements in conformity with AIFRS requires the use of certain critical accounting estimates, and requires management to exercise its judgement in applying Council's accounting policies. The areas involving a higher degree of judgement or complexity, or cases where assumptions and estimates are significant to the financial statements are specifically referred to in the relevant sections of this Note. Nothing contained within this report may be taken to be an admission of any liability to any person under any circumstance.

2. The Local Government Reporting Entity

Walgett Shire Council is incorporated under the NSW Local Government Act 1993 (as amended) and has its principal place of business at 77 Fox Street, Walgett. These financial statements include the consolidated fund and other entities through which the Council controls resources to carry on its functions. In the process of reporting on the Council as a single unit, all transactions and balances between activity areas and controlled entities have been eliminated.

The following Special Rate funds and Committees established pursuant to the Act are included:

- Walgett Shire Water Supply Fund
- Walgett Shire Sewerage Fund
- Activities subject to Special Benefit Rates

2.1 The Trust Fund

In accordance with the provisions of Section 411 of the Local Government Act 1993 (as amended), a separate and distinct Trust Fund is maintained to account for all monies and property received by the Council in trust which must be applied only for the purposes of or in accordance with the trusts relating to these monies. Trust monies and property subject to Council's control have been included in these reports.

Trust monies and property held by Council but subject to the control of other persons have been excluded from these reports. A separate statement of moneys held in the Trust Fund is available for inspection at the Council Office by any person free of charge.

3. Revenue recognition

Revenue is measured at the fair value of the consideration received or receivable. Revenue is recognised when the Council obtains control over the assets comprising the revenue, or when the amount becomes an enforceable debt, whichever first occurs.

NOTES TO AND FORMING PART OF THE FINANCIAL STATEMENTS
for the year ended 30 June 2007

Note 1 - Significant Accounting Policies (cont)

Where grants, contributions and donations recognised as revenues during the reporting period were obtained on the condition that they be expended in a particular manner or used over a particular period, and those conditions were undischarged as at the reporting date, the amounts subject to those undischarged conditions are disclosed in these notes as restricted assets. Also disclosed is the amount of grants, contributions and receivables recognised as revenues in a previous reporting period which were obtained in respect of the Council's operations for the current reporting period.

4. Cash Assets and other Financial Instruments

Cash Assets include all amounts readily convertible to cash on hand at Council's option with an insignificant risk of changes in value with a maturity of three months or less from the date of acquisition.

Receivables for rates and annual charges are secured over the subject land, and bear interest at rates determined in accordance with the Local Government Act 1993 (as amended) and the Regulations and Determinations made thereunder. Other receivables are generally unsecured and do not bear interest. Loans made to sporting and community groups at concessional interest rates are recognised at their nominal amounts; interest revenues foregone by the Council effectively being a reduction of interest revenue in the period to which it relates.

All receivables are reviewed as at the reporting date and adequate provision made for amounts the receipt of which is considered doubtful.

All financial instruments are recognised at fair value at the date of recognition. Financial instruments classified as *loans and receivables* and *held-to-maturity* are subsequently measured at amortised cost using the effective interest method. Other financial instruments classified as *fair value through profit and loss* and *available-for-sale*, are subsequently measured at fair value where an active market exists, or at cost. Details of classifications of financial instruments are given in Note 15.

5. Inventories

Inventories held in respect of stores have been valued by using the weighted average cost on a continual basis, after adjustment for loss of service potential. Inventories held in respect of business undertakings have been valued at the lower of cost and net realisable value.

5.1 Real Estate Assets Developments

Real Estate Assets developments have been classified as Inventory in accordance with AASB 102 and are valued at the lower of cost or net realisable value. Cost includes the costs of acquisition, development, borrowing and other costs incurred on financing of that acquisition and up to the time of sale. Any amount by which cost exceeds the net realisable value has been recognised as an expense.

Revenues arising from the sale of property are recognised in the operating statement when settlement is completed.

5.2 Other Real Estate held for resale

Properties not acquired for development, but which Council has decided to sell as surplus to requirements, are carried at the carrying value at the time of that decision.

Certain properties, auctioned for non-payment of rates in accordance with Chapter 17 of the Local Government Act but which failed to meet the reserve set by Council and are available for sale by private treaty, are recorded at the lower of the unpaid rates and charges at the time of auction or the reserve set by Council. Holding costs in relation to these properties are recognised as an expense when incurred.

6. Infrastructure, Property, Plant & Equipment

6.1 Transitional Provisions

Council has elected not to recognise land under roads in accordance with the deferral arrangements under AASB 1045.

6.2 Recognition

All non-current assets purchased or constructed are capitalised as the expenditure is incurred and depreciated as soon as the asset is held "ready for use".

NOTES TO AND FORMING PART OF THE FINANCIAL STATEMENTS
for the year ended 30 June 2007

Note 1 - Significant Accounting Policies (cont)

Crown reserves, and improvements thereon, under Council's care and control are recognised as assets of the Council. While ownership of the reserves remains with the Crown, Council retains operational control of the reserves and is responsible for their maintenance and use in accordance with the specific purposes to which the reserves are dedicated.

Council has title to, and is the registered owner of, (number) rural fire appliances and associated rural fire fighting equipment. These assets are under the control of the Rural Fire Services to enable that Department to provide the bushfire protection defences set out in their Service Level Agreement with Council, and accordingly have not been recognised in these reports. In accordance with normal Rural Fire Service funding arrangements, Council continues to contribute to the costs of maintenance of this equipment.

6.3 Materiality

Assets with an economic life in excess of one year are only capitalised where the cost of acquisition exceeds materiality thresholds established by Council for each type of asset. In determining (and in annually reviewing) such thresholds, regard is had to the nature of the asset and its estimated service life. Examples of capitalisation thresholds applied during the year under review are provided in Note 9 to these accounts.

6.4 Valuation

Detail of valuations, methods and valuers are provided at Note 9. Plant, equipment and similar assets are carried at historical cost less accumulated depreciation.

6.5 Depreciation of Non-Current Assets

Other than land, all assets recognised are systematically depreciated over their useful lives in a manner which reflects the consumption of the service potential embodied in those assets.

Depreciation is recognised on a straight-line basis. Major depreciation periods for each class of asset are provided in Note 9 to these accounts. Depreciation periods for infrastructure assets have been estimated based on the best information available to Council, but appropriate records covering the entire life cycle of these assets are not available, and extreme care should be used in interpreting financial information based on these estimates.

6.6 Impairment

Assets that have an indefinite useful life are not subject to depreciation and are reviewed annually for impairment. Assets that are subject to depreciation are reviewed for impairment whenever events or changes in circumstances indicate that the carrying amount may not be recoverable. An impairment loss is recognised for the amount by which the asset's carrying amount exceeds its recoverable amount (which is the higher of the *present value of future cash inflows* or *value in use*).

For assets whose future economic benefits are not dependent on the ability to generate cash flows, and where the future economic benefits would be replaced if Council were deprived thereof, the *value in use* is the depreciated replacement cost. In assessing impairment for these assets, a rebuttable presumption is made that the current replacement cost exceeds the original cost of acquisition.

6.7 Borrowing Costs

Borrowing costs in relation to qualifying assets (net of offsetting investment revenue) have been capitalised in accordance with AASB 1023 *Borrowing Costs*. The amounts of borrowing costs recognised as an expense or as part of the carrying amount of qualifying assets are disclosed in Note 4, and the amount (if any) of interest revenue offset against borrowing costs in Note 3.

7. Payables

7.1 Goods & Services

Creditors are amounts due to external parties for the supply of goods and services and are recognised as liabilities when the goods and services are received. Creditors are normally paid 30 days after the month of invoice. No interest is payable on these amounts.

7.2 Payments Received in Advance & Deposits

Amounts received from external parties in advance of service delivery, and security deposits held against possible damage to Council assets, are recognised as liabilities until the service is delivered or damage reinstated, or the amount is refunded as the case may be.

NOTES TO AND FORMING PART OF THE FINANCIAL STATEMENTS
for the year ended 30 June 2007

Note 1 - Significant Accounting Policies (cont)

8 Borrowings

Loans are carried at their principal amounts which represent the present value of future cash flows associated with servicing the debt. Interest is accrued over the period to which it relates, and is recorded as part of "Payables".

9. Employee Benefits

9.1 Salaries, Wages & Compensated Absences

Liabilities for employees' entitlements to salaries, wages and compensated absences expected to be paid or settled within 12 months of reporting date are accrued at nominal amounts (including payroll based oncosts) measured in accordance with AASB 119 *Employee Benefits*.

Liabilities for employee benefits not expected to be paid or settled within 12 months are measured as the present value of the estimated future cash outflows (including payroll based oncosts) to be made in respect of services provided by employees up to the reporting date. Present values are calculated using government guaranteed securities rates with similar maturity terms.

Weighted average discount rate	6.35% (2006, 5.78%)
--------------------------------	---------------------

Apart from that pertaining to Council policy, no accrual is made for sick leave as Council experience indicates that, on average, sick leave taken in each reporting period is less than the entitlement accruing in that period, and this experience is expected to recur in future reporting periods. Council does make payment for a proportion of untaken sick leave in accordance with the following policy:-

"That after completion of 3 years continuous service with Council, provided the employee has sufficient untaken sick leave to their credit they may be paid one weeks untaken sick leave for each year of service up to a maximum of 5 weeks pay for 5 years or more of service".

9.2 Superannuation

The Council makes employer superannuation contributions in respect of its employees to the Local Government Superannuation Scheme. The Scheme has two types of membership, each of which is funded differently.

Accumulation Fund Members

The accumulation fund receives both employer and employee contributions on a progressive basis. Employer contributions are normally based on a fixed percentage of employee earnings in accordance with Superannuation Guarantee Legislation (9% in 2006/07; 9% in 2005/06). No further liability accrues to the employer as the superannuation benefits accruing to employees are represented by their share of the net assets of the Fund.

Defined Benefit Members

Council makes employer contributions to the defined benefits categories of the Scheme at rates determined by the Scheme's Trustee. The rate is currently 0.95 times members' contributions (0.95 times members' contributions in 2005/2006). Employees also make member contributions to the Fund. As such, assets accumulate in the Fund to meet the member's benefits, as defined in the Trust Deed, as they accrue.

The Fund's Defined Benefit Plan is a multi-employer sponsored plan. As the Fund's assets and liabilities are pooled and are not allocated by employer, the Actuary is unable to allocate benefit liabilities, assets and costs between employers. As provided by AASB 119.32(b), Council does not use defined benefit accounting for these contributions.

10. Construction Contracts

Construction works undertaken by Council for third parties (principally the Roads & Traffic Authority for works on national and state highways) are generally on an agency basis where the third party reimburses Council for actual costs incurred, and usually do not extend beyond the reporting period. As there is no profit component, such works are treated as 100% completed. Reimbursements not received are recognised as receivables and reimbursements received in advance are recognised as "payments received in advance".

NOTES TO AND FORMING PART OF THE FINANCIAL STATEMENTS
for the year ended 30 June 2007

Note 1 - Significant Accounting Policies (cont)

11. Joint Ventures and Associated Entities

Council participates in cooperative arrangements with other Councils for the provision of services and facilities.

12. Leases

Lease arrangements have been accounted for in accordance with AASB 117.

In respect of finance leases, where Council substantially carries all of the risks incident to ownership, the leased items are initially recognised as assets and liabilities equal in amount to the present value of the minimum lease payments. The assets are disclosed as assets under lease, and are amortised to expense over the period during which the Council is expected to benefit from the use of the leased assets. Lease payments are allocated between interest expense and reduction of the lease liability, according to the interest rate implicit in the lease.

In respect of operating leases, where the lessor substantially retains all of the risks and benefits incident to ownership of the leased items, lease payments are charged to expense over the lease term.

13. GST Implications

In accordance with UIG Abstract 1031 "Accounting for the Goods & Services Tax"

- Receivables and Creditors include GST receivable and payable.
- Except in relation to input taxed activities, revenues and operating expenditures exclude GST receivable and payable.
- Non-current assets and capital expenditures include GST net of any recoupment.
- Amounts included in the Statement of Cash Flows are disclosed on a gross basis.

14. Budget Information

The Income Statement, Cash Flow Statement and Note 2 provide budget information of revenues and expenditures by type and for each of the major activities of the Council. Budget figures presented are those approved by Council at the beginning of the financial year and do not include Council approved variations throughout the year. Short explanations of the most significant variations are given in Note 16, and further information of the nature and amount of all variations is available from the Council office upon request.

15. Rounding

In accordance with the Code of Accounting Practice all amounts shown in the Financial Statements are in Australian currency and have been rounded to the nearest thousand dollars.

16. New Accounting Standards & UIG Interpretations

Certain new accounting standards and UIG interpretations have been published that are not mandatory for the 30 June 2007 reporting period.

- AASB 7 *Financial Instruments: Disclosures* and AASB 2005-10 *Amendments to AASB 132, AASB 101, AASB 114, AASB 117, AASB 133, AASB 139, AASB 1, AASB 4, AASB 1023 & AASB 1038*

Council is of the view that none of the above new standards or interpretations will affect any of the amounts recognised in the financial statements, but that they may impact certain information otherwise disclosed.

WALGETT SHIRE COUNCIL

NOTES TO AND FORMING PART OF THE FINANCIAL STATEMENTS for the year ended 30th June 2007

Note 2 - FUNCTIONS

REVENUES, EXPENSES AND ASSETS HAVE BEEN DIRECTLY ATTRIBUTED TO THE FOLLOWING FUNCTIONS & ACTIVITIES													
	Income from continuing operations			Expenses from continuing operations			Operating result from continuing operations			GRANTS INCLUDED IN INCOME		TOTAL ASSETS HELD (CURRENT & NON-CURRENT)	
	ORIGINAL BUDGET	ACTUAL	ACTUAL	ORIGINAL BUDGET	ACTUAL	ACTUAL	ORIGINAL BUDGET	ACTUAL	ACTUAL	2007 \$'000	2006 \$'000	2007 \$'000	2006 \$'000
GOVERNANCE	41	-	-	430	-	-	(389)	-	-	-	-	-	-
ADMINISTRATION	157	211	58	2,883	3,809	3,236	(2,726)	(3,025)	(3,751)	27	17	22,478	14,275
PUBLIC ORDER & SAFETY	46	84	52	213	288	275	(167)	(191)	(236)	-	47	43	62
HEALTH	-	-	-	-	124	113	-	(113)	(124)	-	-	232	212
COMMUNITY SERVICES & EDUCATION	252	173	466	619	399	447	(367)	(274)	67	170	439	94	95
HOUSING & COMMUNITY AMENITIES	930	1,037	878	1,558	1,950	1,640	(628)	(603)	(1,072)	76	47	4,239	4,514
WATER SUPPLIES	1,121	1,103	1,331	1,242	1,680	1,467	(121)	(364)	(349)	12	79	11,000	6,780
SEWERAGE SERVICES	576	567	614	669	546	728	(93)	(161)	68	11	11	9,100	4,818
RECREATION & CULTURE	140	95	201	2,199	1,405	1,789	(2,059)	(1,694)	(1,204)	152	196	2,458	2,488
FUEL & ENERGY	-	-	-	-	-	-	-	-	-	-	-	-	-
MINING, MANUFACTURING & CONSTRUCTION	-	-	-	-	-	-	-	-	-	-	-	-	-
TRANSPORT & COMMUNICATION	8,245	13,835	8,555	7,981	7,679	8,559	264	5,276	876	7,444	2,903	42,037	42,173
ECONOMIC AFFAIRS	20	23	113	306	297	470	(286)	(447)	(184)	6	6	569	1,076
TOTALS - FUNCTIONS	11,528	17,128	12,268	18,100	18,177	18,724	(6,572)	(1,596)	(5,909)	7,892	3,745	92,250	76,493
GENERAL PURPOSE REVENUES	6,627	8,166	7,579	-	-	-	6,627	8,166	7,579	3,782	3,639	-	-
TOTALS	18,155	25,294	19,847	18,100	18,177	18,724	55	6,570	1,670	11,674	7,384	92,250	76,493

The above functions conform to those used by the Australian Bureau of Statistics and provide a basis for comparison with other Councils.

WALGETT COUNCIL

NOTES TO AND FORMING PART OF THE FINANCIAL STATEMENTS for the year ended 30 June 2007

Note 2 (cont) - COMPONENTS OF FUNCTIONS

The activities relating to Council functions are as follows:

Governance

Costs relating to Council's role as a component of democratic government, including elections, meetings and associated activities, area representation, and public disclosure and compliance, together with related administration costs.

Administration

Costs not otherwise attributed to functions.

Public Order & Safety

Fire protection, animal control, beach control, enforcement of local government regulations, emergency services, other.

Health

Administration and inspection, immunisations, food control, insect & vermin control, noxious plants, health centres, other.

Community Services & Education

Administration, family day care, child-care, youth services, other services to families and children, aged and disabled, migrant services, Aboriginal services, other community services, education.

Housing & Community Amenities

Housing, town planning, domestic waste management services, other waste management services, street cleaning, other sanitation and garbage, urban stormwater drainage, environmental protection, public cemeteries, public conveniences, other community amenities.

Water Supplies

Sewerage Services

Recreation & Culture

Public libraries, museums, art galleries, community centres, public halls, other cultural services, swimming pools, sporting grounds, parks and gardens, lakes, other sport and recreation.

Fuel & Energy - Gas Supplies.

Mining, Manufacturing & Construction

Building control, abattoirs, quarries and pits, other.

Transport & Communication

Roads and streets, bridges, footpaths, aerodromes, parking areas, bus shelters and services, water transport, works undertaken for Roads & Transport Authority, street lighting, other.

Economic Affairs

Camping areas, caravan parks, tourism and area promotion, industrial development promotion, saleyards and markets, real estate development, commercial nurseries, private works, other business undertakings.

WALGETT SHIRE COUNCIL

NOTES TO AND FORMING PART OF THE FINANCIAL STATEMENTS for the year ended 30th June 2007

Note 3 - REVENUES

RATES & ANNUAL CHARGES	2007 \$'000	2006 \$'000
<u>Ordinary Rates</u>		
Residential	521	475
Farmland	2,801	2,539
Mining	-	266
Business	392	120
	<u>3,714</u>	<u>3,400</u>
<u>Annual Charges</u>		
Domestic Waste Management	567	532
Water Supply	1,103	900
Sewerage Services	567	464
	<u>2,237</u>	<u>1,896</u>
Total Rates & Annual Charges	<u><u>5,951</u></u>	<u><u>5,296</u></u>
 USER CHARGES & FEES		
<u>User Charges</u>		
Domestic Waste Management	133	44
Water Supply	36	133
Sewerage Services	-	40
Other Waste Management	47	48
	<u>216</u>	<u>265</u>
<u>Fees</u>		
RTA Claims - State Roads	3,798	3,093
Private Works	87	88
Town Planning	68	67
Cemeteries	34	35
Other	162	161
	<u>4,149</u>	<u>3,444</u>
Total User Charges & Fees	<u><u>4,365</u></u>	<u><u>3,709</u></u>

WALGETT SHIRE COUNCIL

NOTES TO AND FORMING PART OF THE FINANCIAL STATEMENTS for the year ended 30th June 2007

Note 3 - REVENUES (cont)

	2007 \$'000	2006 \$'000
INVESTMENT REVENUES		
Interest on overdue rates & charges	92	93
Interest on cash assets & investments		
externally restricted	139	187
internally restricted	381	388
unrestricted	197	59
Total Investment Revenues	809	727
OTHER REVENUES		
Rental income - Investment Property		
- Other property	77	-
Insurance Claims	170	62
Commissions & Agency Fees	46	70
Miscellaneous sales	26	32
Miscellaneous charges - overdue rates & charges	45	-
Ex gratia payments in lieu of Rates	-	18
Other	15	13
Total Other Revenues	379	195

WALGETT SHIRE COUNCIL

NOTES TO AND FORMING PART OF THE FINANCIAL STATEMENTS for the year ended 30th June 2007

Note 3 - REVENUES (cont)

	<u>Notes</u>	OPERATING		CAPITAL	
		2007	2006	2007	2006
		\$'000	\$'000	\$'000	\$'000
GRANTS					
General Purpose (Untied)					
Financial Assistance		3,747	3,606	-	-
Pensioner Rates Subsidies (General)		35	33	-	-
Specific Purpose					
Pensioner Rates Subsidies					
Water Supplies		12	12	-	-
Sewerage Services		11	11	-	-
Domestic Waste Management		19	20	-	-
Water Supplies		-	-	-	-
Sewerage Services		-	-	-	-
Community Centres		-	-	-	-
Roads & Bridges		1,844	1,815	5,600	1,088
Employment & Training Programs		8	17	-	-
Heritage & Cultural Services		17	68	-	-
Community Care Services		135	372	-	-
Bushfire & Emergency Services		-	47	76	-
Other		28	103	142	192
Total Grants & Subsidies		<u>5,856</u>	<u>6,104</u>	<u>5,818</u>	<u>1,280</u>
<i>Comprising:</i>					
- Commonwealth funding		3,747	3,606	5,600	1,280
- State funding		2,109	2,498	142	-
- Other funding		-	-	76	-
		<u>5,856</u>	<u>6,104</u>	<u>5,818</u>	<u>1,280</u>
CONTRIBUTIONS & DONATIONS					
RTA Contributions		1,962	2,536	-	-
Other		21	-	-	-
Total Contributions & Donations		<u>1,983</u>	<u>2,536</u>	<u>-</u>	<u>-</u>
TOTAL GRANTS & CONTRIBUTIONS		<u>7,839</u>	<u>8,640</u>	<u>5,818</u>	<u>1,280</u>

WALGETT SHIRE COUNCIL

NOTES TO AND FORMING PART OF THE FINANCIAL STATEMENTS for the year ended 30th June 2007

Note 3 - REVENUES (cont)

CONDITIONS OVER GRANTS & CONTRIBUTIONS

Grants and contributions which were obtained on the condition that they be expended for specified purposes or in a future period, but which are not yet expended in accordance with those conditions, are as follows:

	2007 \$'000		2006 \$'000	
	<u>Grants</u>	<u>Contrib</u>	<u>Grants</u>	<u>Contrib</u>
Unexpended at the close of the previous reporting period	1,196		1,577	
Less: expended during the current period from revenues recognised in previous reporting periods				
Section 94/64 Developer Contributions				
Roads Infrastructure	500		1,232	
Heritage & Cultural Services	12		0	
Community Care Services	221		121	
Other	120		25	
Subtotal	853		1,378	0
Plus: amounts recognised as revenues in this reporting period but not yet expended in accordance with the conditions				
Section 94/64 Developer Contributions				
Roads Infrastructure	6,047		500	
Heritage & Cultural Services	0		14	
Community Care Services	45		363	
Other	58		120	
Subtotal	6,150	0	997	0
Unexpended at the close of this reporting period and held as restricted assets	6,493	0	1,196	0
Net increase (decrease) in restricted assets in the the current reporting period	5,297	0	-381	0

WALGETT SHIRE COUNCIL

NOTES TO AND FORMING PART OF THE FINANCIAL STATEMENTS for the year ended 30th June 2007

Note 4 - EXPENSES

EMPLOYEE COSTS	2007 \$'000	2006 \$'000
Salaries and Wages	4,469	3,949
Travelling	45	29
Employee Leave Entitlements	648	755
Superannuation - defined contribution plan contributions	405	336
Workers' Compensation Insurance	222	700
Workers' Compensation Prior Year Adjustment	(203)	-
Fringe Benefits Tax	23	20
Training Costs (excluding Salaries)	120	120
Other	8	13
Total Operating Employee Costs	<u>5,737</u>	<u>5,922</u>
Total Number of Employees	106	100
(Full time equivalent at end of reporting period)		
BORROWING COSTS		
Interest on Loans	33	41
Charges on Finance Leases	8	16
Total Interest Charges	<u>41</u>	<u>57</u>
MATERIALS & CONTRACTS		
Raw materials & consumables	3,736	3,538
Contractor and consultancy costs	4,440	3,995
Auditor's Remuneration		
- Audit Services	22	19
Legal Expenses		
- Other Legal Expenses	40	38
Operating Leases		
- Other	80	74
Total Materials & Contracts	<u>8,318</u>	<u>7,664</u>

WALGETT SHIRE COUNCIL

NOTES TO AND FORMING PART OF THE FINANCIAL STATEMENTS
for the year ended 30th June 2007

Note 4 - EXPENSES (cont)

	IMPAIRMENT		DEPRECIATION	
	2007 \$'000	2006 \$'000	2007 \$'000	2006 \$'000
DEPRECIATION, AMORTISATION & IMPAIRMENT				
Plant and Equipment	-	-	585	518
Office Equipment	-	-	39	60
Leased Property, Plant & Equipment	-	-	12	41
Buildings	-	-	129	128
Other Structures	-	-	135	117
Infrastructure				
- roads, bridges & footpaths	-	-	621	610
- stormwater drainage	-	-	22	22
- water supply network not elsewhere included	-	-	528	475
- sewerage network not elsewhere included	-	-	340	341
Other assets				
- other	-	-	16	17
Total Depreciation, Amortisation & Impairment	-	-	2,427	2,329
		2007 \$'000		2006 \$'000
OTHER EXPENSES				
Revaluation Decrements expensed		-		-
Bad and Doubtful Debts		282		229
Mayoral fee		-		-
Councillors' Fees & Allowances		-		-
Councillors' (incl. Mayor) Expenses		-		1
Insurances		429		402
Street Lighting		120		129
Light, Power & Heating		253		220
Telephone & Communications		130		89
Donations & Contributions to Local & Regional Bodies		745		551
Advertising		62		55
Child Care - Parent Fees		18		37
Administrator Expenses		-		210
Printing Stationery Postage		82		78
Payments to other levels of Government		2		14
Valuation fees		36		25
Subscriptions & Publications		-		4
Other		42		138
Total Other Expenses		2,201		2,182

WALGETT SHIRE COUNCIL

NOTES TO AND FORMING PART OF THE FINANCIAL STATEMENTS for the year ended 30th June 2007

Note 5 - GAIN OR LOSS ON DISPOSAL OF ASSETS

	2007 \$'000	2006 \$'000
DISPOSAL OF INFRASTRUCTURE, PLANT & EQUIPMENT		
Proceeds from disposal	213	136
Less: Carrying amount of assets sold	<u>80</u>	<u>159</u>
Gain (Loss) on disposal	<u>133</u>	<u>(23)</u>
 TOTAL GAIN (LOSS) ON DISPOSAL OF ASSETS	 <u>133</u>	 <u>(23)</u>

WALGETT SHIRE COUNCIL

NOTES TO AND FORMING PART OF THE FINANCIAL STATEMENTS for the year ended 30th June 2007

Note 6 - CASH ASSETS & INVESTMENT SECURITIES

	2007 \$'000		2006 \$'000	
	Current	Non-Current	Current	Non-Current
CASH ASSETS				
Cash on Hand and at Bank	6,597		767	
Deposits at Call				
Short Term Deposits & Bills, etc	1,000		10,850	
Other				
Total Cash Assets	7,597		11,617	
INVESTMENT SECURITIES				
Summary				
Financial assets at fair value through profit and loss	1,952	-	-	-
Held to maturity investments	7,800	-	-	-
Available for sale financial assets	-	-	-	-
Total	9,752	-	-	-
Financial assets at fair value through profit and loss				
At beginning of year	-	-	-	-
Revaluation to Income Statement	2	-	-	-
Additions	1,950	-	-	-
Disposals	-	-	-	-
Transfers Current/Non-current	-	-	-	-
At end of year	1,952	-	-	-
Held for trading:				
- CDOs	952	-	-	-
- FRNs	1,000	-	-	-
	1,952	-	-	-
Held to Maturity Investments				
At beginning of year	-	-	-	-
Additions	7,800	-	-	-
Disposals	-	-	-	-
Transfers Current/Non-current	-	-	-	-
At end of year	7,800	-	-	-
Comprising:				
- Government Bonds	-	-	-	-
- Term Deposits	7,800	-	-	-
- Bank Bills	-	-	-	-
- Other	-	-	-	-
	7,800	-	-	-

The permitted forms of investment in financial instruments of the Council are defined in an order made by the Minister of Local Government on 15 July 2005, and may broadly be described as "Trustee Securities". Accordingly, credit risk is considered to be insignificant. Deposits and Bills are with, or have been accepted by, banks and credit unions and bear various rates of interest between 6.37% and 7.7% (2006 - 5.2% and 7.7%). NCDs, CDOs, FRNs and Managed Funds are all with organisations with credit ratings that comply with the Minister's Order and bear various rates of return between 5.25% and 6.25%. (2006 - nil held)

WALGETT SHIRE COUNCIL

NOTES TO AND FORMING PART OF THE FINANCIAL STATEMENTS for the year ended 30th June 2007

Note 6 - CASH ASSETS & INVESTMENT SECURITIES (cont)

RESTRICTED CASH ASSETS & INVESTMENT SECURITIES

	2007 \$'000		2006 \$'000	
	Current	Non-Current	Current	Non-Current
Cash Assets	7,597		11,617	
Investment Securities	9,752	-	-	-
TOTAL CASH ASSETS & INVESTMENT SECURITIES	17,349	-	11,617	-
External Restrictions	10,485	-	6,155	-
Internal Restrictions	4,343	-	3,918	-
Unrestricted	2,521	-	1,544	-
	17,349	-	11,617	-

DETAILS OF MOVEMENTS OF RESTRICTED CASH ASSETS & INVESTMENT SECURITIES

Notes	Opening Balance 30 June 2006	Movements		Closing Balance 30 June 2007
	\$'000	Transfers To Restriction	Transfers From Restriction	\$'000
External Restrictions				
Included in liabilities				
Unexpended Loans	324	-	172	152
RTA Advances	838	-	838	-
	1,162	-	1,010	152
Other				
Unexpended Grants	1,196	6,219	922	6,493
Water Supply funds	2,608	209	324	2,493
Sewerage funds	1,189	175	17	1,347
	4,993	6,603	1,263	10,333
Total External Restrictions	6,155	6,603	2,273	10,485

External Restrictions arise pursuant to section 409(3) of the Local Government Act, the Local Government (Financial Management) Regulation 1999 and other applicable legislation. Further information relating to Developer Contributions is provided in Note 17 and Unexpended Grants in Note 3. Amounts raised by special rates (eg. Water & Sewer) or for Domestic Waste Management may only be used for those purposes.

Internal Restrictions

Employee Leave Entitlements	400	100	-	500
Construction of buildings	812	160	92	880
Replacement - plant & Vehicles	241	357	-	598
Infrastructure replacements	1,439	716	895	1,260
Aerodrome	222	-	-	222
Rehabilitation	232	-	-	232
Caravan Park	278	23	-	301
Economic development	7	-	-	7
Local Environment Plan	66	-	12	54
Other	221	105	37	289
Total Internal Restrictions	3,918	1,461	1,036	4,343

Internal Restrictions arise pursuant to resolutions of Council to set aside reserves of cash resources either relating to liabilities recognised in these reports or to fund future expenditure for the stated purpose. Such reserves are not permitted to exceed the amounts of cash assets and cash investments not otherwise restricted.

WALGETT SHIRE COUNCIL

NOTES TO AND FORMING PART OF THE FINANCIAL STATEMENTS for the year ended 30th June 2007

Note 7 - RECEIVABLES

	2007 \$'000		2006 \$'000	
	Current	Non-Current	Current	Non-Current
Rates & Annual Charges	672	486	688	574
Interest & Extra Charges	143	220	170	185
User Charges & Fees	216	-	225	-
Accrued Revenues	116	-	148	-
Deferred Debtors	53	340	62	444
Other levels of Government	1,071	-	1,613	-
Other	97	-	81	4
Total	2,368	1,046	2,987	1,207
Less: Allowance for Doubtful Debts				
Rates & Annual Charges	300	369	154	209
Interest & Extra Charges	24	81	77	155
User Charges & Fees	63	-	66	-
Deferred Debtors	-	150	-	103
	1,981	446	2,690	740

Rates, Annual Charges, Interest & Extra Charges

Overdue rates and annual charges (being amounts not paid on or before the due date determined in accordance with the Local Government Act) are secured over the relevant land and are subject to simple interest at a rate of 9.00% (2006: 9.00%). Although Council is not materially exposed to any individual ratepayer, credit risk exposure is concentrated within the Council boundaries in the State of New South Wales.

Deferred Debtors

Loans made to ratepayers under the assisted housing scheme and to local organisations bear interest at rates varying between NIL and 6.81%. Council is not materially exposed to any individual debtor, and credit risk exposure is concentrated within the Council boundaries in the State of New South Wales.

Other levels of Government

Amounts due have been calculated in accordance with the terms and conditions of the respective programs following advice of approvals, and do not bear interest. All amounts are due by Departments and Agencies of the Government of New South Wales and the Government of Australia.

Other Receivables

Amounts due (other than User Charges which are secured over the relevant land) are unsecured and do not bear interest. Although Council is not materially exposed to any individual debtor, credit risk exposure is concentrated within the Council's boundaries in the State of New South Wales.

RESTRICTED RECEIVABLES

Water Supply	307	290	213	315
Sewerage Services	132	156	161	80
Domestic Waste Management	-	-	-	-
Other	-	-	-	-
Total Restrictions	439	446	374	395
Unrestricted Receivables	1,542	-	2,316	345
Total Receivables	1,981	446	2,690	740

WALGETT SHIRE COUNCIL

NOTES TO AND FORMING PART OF THE FINANCIAL STATEMENTS for the year ended 30th June 2007

Note 8 - INVENTORIES & OTHER ASSETS

	2007 \$'000		2006 \$'000	
	<u>Current</u>	<u>Non-Current</u>	<u>Current</u>	<u>Non-Current</u>
INVENTORIES				
Stores & Materials	299	-	347	-
Real Estate Developments	541	-	541	-
Total Inventories	<u>840</u>	<u>-</u>	<u>888</u>	<u>-</u>

Aggregate write-downs and other losses recognised as an expense, and reversals of these, were not material in amount in either year. All such reversals occurred principally as a result of clerical inaccuracies during stores operations.

OTHER ASSETS

Prepayments	17	-	51	-
Total Other Assets	<u>17</u>	<u>-</u>	<u>51</u>	<u>-</u>

Other Disclosures

The Following Assets, even though classified as current, are not expected to be recovered in the next 12 months;

	2007 \$'000		2006 \$'000	
Real Estate Developments	541		541	
Real Estate Developments (Valued at the lower of cost and net realisable value)				
Residential	427	-	427	-
Industrial & Commercial	114	-	114	-
Total Real Estate for Resale	<u>541</u>	<u>-</u>	<u>541</u>	<u>-</u>
Represented by:				
Acquisition Costs	71	-	71	-
Development Costs	470	-	470	-
Total Real Estate for Resale	<u>541</u>	<u>-</u>	<u>541</u>	<u>-</u>

WALGETT SHIRE COUNCIL

NOTES TO AND FORMING PART OF THE FINANCIAL STATEMENTS for the year ended 30th June 2007

Note 9 - INFRASTRUCTURE, PROPERTY, PLANT & EQUIPMENT

	2006 \$'000				CARRYING AMOUNT MOVEMENTS DURING YEAR \$'000						2007 \$'000		
	AT COST	AT FAIR VALUE	ACCUM DEPN	CARRYING AMOUNT	Asset Purchases	Asset Disposals	Depreciation	Adjustments (refer Note 9)	Net Revaluation	AT COST	AT FAIR VALUE	ACCUM DEPN	CARRYING AMOUNT
Capital Work-in-progress	-	-	-	-	-	-	-	-	-	-	-	-	-
Plant & Equipment	8,291	-	(6,858)	1,433	721	(80)	(585)	-	-	8,526	-	(7,037)	1,489
Office Equipment	814	-	(687)	127	58	-	(39)	-	-	872	-	(726)	146
Furniture & Fittings	-	-	-	-	-	-	-	-	-	-	-	-	-
Leased Plant & Equipment	774	-	(761)	13	-	-	(12)	-	-	774	-	(773)	1
Land	-	-	-	-	-	-	-	-	-	-	-	-	-
- Operational Land	159	-	-	159	-	-	-	-	-	159	-	-	159
- Community Land	-	-	-	-	-	-	-	-	-	-	-	-	-
- non deprec land improv'ts	-	-	-	-	-	-	-	-	-	-	-	-	-
- land under roads	-	-	-	-	-	-	-	-	-	-	-	-	-
Land Improvements - depreciable	-	-	-	-	-	-	-	-	-	-	-	-	-
Buildings	3,359	-	(1,732)	1,627	143	-	(129)	-	-	3,502	-	(1,861)	1,641
Other Structures	3,268	-	(986)	2,282	322	-	(135)	-	-	3,589	-	(1,120)	2,469
Infrastructure	-	-	-	-	-	-	-	-	-	-	-	-	-
- Roads, bridges, footpaths	61,836	-	(21,500)	40,336	2,322	-	(621)	-	-	64,158	-	(22,121)	42,037
- Bulk earthworks (non-deprec.)	-	-	-	-	-	-	-	-	-	-	-	-	-
- Stormwater drainage	2,198	-	(636)	1,562	-	-	(22)	-	-	2,197	-	(657)	1,540
- Water Supply Network	15,900	-	(9,565)	6,335	230	-	(528)	532	4,431	-	25,000	(14,000)	11,000
- Sewerage Network	11,697	-	(7,070)	4,627	-	-	(340)	2,976	1,837	-	14,000	(4,900)	9,100
Other Assets	-	-	-	-	-	-	-	-	-	-	-	-	-
- Heritage Collections	-	-	-	-	-	-	-	-	-	-	-	-	-
- Library Books	-	-	-	-	-	-	-	-	-	-	-	-	-
- Other	2,197	-	(191)	2,006	45	-	(16)	-	-	2,242	-	(207)	2,035
Future Reinstatement Costs	-	-	-	-	-	-	-	-	-	-	-	-	-
- Tips	-	-	-	-	-	-	-	-	-	-	-	-	-
- Quarries	-	-	-	-	-	-	-	-	-	-	-	-	-
- Other remediation assets	-	-	-	-	-	-	-	-	-	-	-	-	-
Totals	110,493	-	(49,986)	60,507	3,841	(80)	(2,427)	3,508	6,268	86,019	39,000	(53,402)	71,617

WALGETT SHIRE COUNCIL

NOTES TO AND FORMING PART OF THE FINANCIAL STATEMENTS for the year ended 30th June 2007

Note 9 (cont) - RESTRICTED PROPERTY, PLANT & EQUIPMENT

	2007 \$'000				2006 \$'000			
	AT COST	AT VALUATION	ACCUM DEPN	CARRYING AMOUNT	AT COST	AT VALUATION	ACCUM DEPN	CARRYING AMOUNT
Water Supply								
Water Supply Infrastructure	-	25,000	14,000	11,000	15,900	-	9,565	6,335
Total Water Supply	-	25,000	14,000	11,000	15,900	-	9,565	6,335
Sewerage Services								
Sewerage Infrastructure	-	14,000	4,900	9,100	11,697	-	7,070	4,627
Total Sewerage Services	-	14,000	4,900	9,100	11,697	-	7,070	4,627
TOTAL RESTRICTIONS	-	39,000	18,900	20,100	27,597	-	16,635	10,962

WALGETT SHIRE COUNCIL

NOTES TO AND FORMING PART OF THE FINANCIAL STATEMENTS for the year ended 30 June 2007

Note 9 (cont) - PROPERTY, PLANT & EQUIPMENT

Valuation of Assets

Asset Revaluations

Council's assets will be progressively revalued to fair value in accordance with a staged implementation as advised by the Department of Local Government:

- 2006/07: Water and Sewerage
- 2007/08: Property, plant and equipment, land, & buildings
- 2008/09: Roads, bridges, footpaths and drainage

Council has revalued its water and sewer infrastructure as at 30 June 2007. As part of this process Council has identified assets that have not previously been recognised in the financial records and disposed of assets previously appeared in the asset register that no longer exist. In addition, Council has assessed the remaining useful life of each asset at the time of revaluation. This reassessment has realised a material difference in the remaining useful life of sewer infrastructure assets prior to their revaluation when compared to the previously assessed remaining useful life.

Council does not have sufficient and reliable information that will allow comparative information in the financial report to be restated relating to the mentioned adjustments. As a result, Council has adjusted the accumulated depreciation for each asset to ensure the asset revaluation reserve is not materially misstated. The adjustment to accumulated depreciation of \$3,508,000 has been made against retained earnings. Council has not recalculated the depreciation for 2007 financial year as the effect is deemed to be immaterial.

Plant & Equipment, Office Equipment, Furniture & Fittings, Leased Plant & Equipment

Assets acquired after 1 January 1993 are recorded at cost. Assets acquired prior to that date and depreciated in accordance with the Local Government Accounting Regulations 1979 are recorded at deemed cost, being the carrying value of those assets at 31 December 1992.

Major depreciation periods are:

Office Equipment	3 to 10 years
Office Furniture	5 to 10 years
Vehicles & Road-making Equip	5 to 8 years
Other Plant & Equipment	3 to 20 years

Asset capitalisation thresholds include:

Office Furniture & Equipment	\$1,000
Other Plant & Equipment	\$1,000

Land - Council owned and Council controlled

Land was valued by independent valuation in the reporting period ended 30 June 1995. Pursuant to Council's election, these amounts are disclosed at deemed cost.

Land over which Council has control, but does not have title, was valued by Council officers at municipal site value during the reporting period ended 30 June 1995. Pursuant to Council's election, these amounts are disclosed at deemed cost. All land acquired after 1 July 1995 is recorded at cost. No capitalisation threshold is applied to the acquisition of land or interests in land.

NOTES TO AND FORMING PART OF THE FINANCIAL STATEMENTS
for the year ended 30 June 2007

Note 9 – Property, Plant & Equipment (cont)

Land Improvements, Other Structures and Infrastructure

Land improvements and other structures were valued by independent valuation during the reporting period ended 30 June 1996 and pursuant to Council's election are disclosed at deemed cost. All acquisitions made after the respective dates of valuation are recorded at cost.

Water and sewer infrastructure was re-valued by Alf Grigg & Associates Pty Ltd in association with Mike Cuthbert – Engineering Consultant at written down current replacement cost to 30 June 2007. Major depreciation periods are:

Dams and Reservoirs	40 to 100 years
Bores	20 to 40 years
Reticulation Pipes	54 to 80 years
Pumps & Telemetry	15 to 65 years

Asset capitalisation thresholds include:

Reticulation extensions	\$1,000
Sidelines & household connections	\$1,000

Transportation assets were valued by Council officers at written down current replacement cost during the reporting period ended 30 June 1996 and pursuant to Council's election are disclosed at deemed cost. All acquisitions made after the respective dates of valuation are recorded at cost. Major depreciation periods are:

Sealed Roads - Surface	100 years
Sealed Roads – Structure	100 years
Unsealed Roads	100 years
Bridges – Concrete	100 years
Bulk Earthworks	indefinite

Asset capitalisation thresholds include:

Road construction & reconstruction	\$1,000
------------------------------------	---------

Stormwater drainage infrastructure was valued by Council officers as at 30 June 1997 at written down current replacement cost, based on actual costs incurred during the reporting period ended 30 June 1997 and pursuant to Council's election are disclosed at deemed cost. All acquisitions made after the respective dates of valuation are recorded at cost. Major depreciation periods are:

Drains	100 years
Culverts	100 years
Flood Control Structures	20 to 100 years

Asset capitalisation thresholds include:

Drains & Culverts	\$1,000
-------------------	---------

All other assets

Assets acquired after 1 January 1993 are recorded at cost. Assets acquired prior to that date and depreciated in accordance with the Local Government Accounting Regulations 1979 are recorded at deemed cost, being the carrying value of those assets at 31 December 1992.

WALGETT SHIRE COUNCIL

NOTES TO AND FORMING PART OF THE FINANCIAL STATEMENTS for the year ended 30th June 2007

Note 10 - LIABILITIES

	2007 \$'000		2006 \$'000	
	<u>Current</u>	<u>Non-Current</u>	<u>Current</u>	<u>Non-Current</u>
PAYABLES				
Goods & Services	849	-	649	-
Payments received in advance	81	-	932	-
Accrued Expenses	491	-	411	-
Deposits, Retentions & Bonds	57	-	14	-
Other	14	-	22	-
Total Payables	<u>1,492</u>	<u>-</u>	<u>2,028</u>	<u>-</u>
BORROWINGS				
Loans				
- Secured	172	240	196	412
Finance Lease Liability	77	-	127	-
Total Borrowings	<u>249</u>	<u>240</u>	<u>323</u>	<u>412</u>

All interest bearing liabilities are secured over the future revenues of the Council.

PROVISIONS

Annual Leave	576	-	489	-
Sick Leave	289	-	259	-
Long Service Leave	500	100	427	97
Total Provisions	<u>1,365</u>	<u>100</u>	<u>1,175</u>	<u>97</u>

The following Liabilities, even though classified as current are not expected to be realised in the next 12 months;

	2007 \$'000		2006 \$'000	
Employee Leave Entitlements	605		573	
Movements in Provisions	Employee Benefits			
	2007 \$'000			
Opening Balance	1,272			
Add Additional amounts recognised	619	-	-	-
(Less) Payments	(426)	-	-	-
Closing Balance	<u>1,465</u>	<u>-</u>	<u>-</u>	<u>-</u>

WALGETT SHIRE COUNCIL

NOTES TO AND FORMING PART OF THE FINANCIAL STATEMENTS for the year ended 30th June 2007

NOTE 10 - LIABILITIES (cont)

	2007 \$'000		2006 \$'000	
	<u>Current</u>	<u>Non-Current</u>	<u>Current</u>	<u>Non-Current</u>
LIABILITIES relating to RESTRICTED ASSETS				
<u>Water Supplies</u>				
Payables	-	-	-	-
Interest Bearing Liabilities	38	124	33	160
Provisions	-	-	-	-
Subtotal	38	124	33	160
<u>Sewerage Services</u>				
Payables	-	-	1	-
Interest Bearing Liabilities	35	35	33	70
Provisions	-	-	-	-
Subtotal	35	35	34	70
<u>Other</u>				
Payables	-	-	838	-
Subtotal	-	-	838	-
TOTAL	73	159	905	230

WALGETT SHIRE COUNCIL

NOTES TO AND FORMING PART OF THE FINANCIAL STATEMENTS for the year ended 30th June 2007

Note 11 - RECONCILIATION TO CASH FLOW STATEMENT

(a) Reconciliation of Cash

Cash Assets comprise highly liquid investments with short periods to maturity subject to insignificant risk of changes of value. Cash at the end of the reporting period as shown in the Cash Flow Statement is reconciled to the related items in the Balance Sheet as follows:

	2007 \$'000	2006 \$'000
Total Cash Assets (Note 6)	7,597	11,617
Less: Bank Overdraft (Note 10)	-	-
Balances per Cash Flow Statement	<u>7,597</u>	<u>11,617</u>

(b) Reconciliation of Change in Net Assets to Cash from Operating Activities

Net Operating Result from Income Statement	6,570	1,670
Add: Depreciation, Amortisation & Impairment	2,427	2,329
Increase in provision for doubtful debts	223	222
Increase in employee benefits provisions	193	298
Decrease in receivables	667	-
Decrease in inventories	48	-
Decrease in other assets	34	167
Increase in trade creditors	322	788
Increase in accrued expenses payable	80	113
Increase in other payables	-	-
Loss on Sale of Assets	-	23
	<u>10,564</u>	<u>5,610</u>
Less: Decrease in provision for doubtful debts	-	-
Increase in receivables	-	812
Increase in inventories	-	121
Decrease in other payables	816	326
Gain on Sale of Assets	133	-
Net Cash provided by (or used in) operations	<u>9,615</u>	<u>4,351</u>

WALGETT SHIRE COUNCIL

NOTES TO AND FORMING PART OF THE FINANCIAL STATEMENTS for the year ended 30th June 2007

Note 11 (cont) - RECONCILIATION TO CASH FLOW STATEMENT

	2007 \$'000	2006 \$'000
(c) Non-Cash Financing and Investing Activities		
Acquisition of assets by means of:		
- PWD Construction	-	-
- Bushfire Grants	-	-
- Developer Contributions received in kind	-	-
- Non-cash issues of Shares in Other Companies	-	-
- Estimated future reinstatement, etc costs	-	-
- Other	-	-
	<hr/>	<hr/>
- Finance Leases	-	-
- Land taken over for non-payment of Rates	-	-
	<hr/>	<hr/>
	<hr/>	<hr/>

(d) Financing Arrangements

Unrestricted access was available at balance date to the following lines of credit:

Bank Overdrafts		
Total Facilities	-	-
Corporate Credit Cards	5	5

The bank overdraft facilities may be drawn at any time and may be terminated by the bank without notice. Interest rates on overdrafts are variable while the rates for loans are fixed for the period of the loan.

WALGETT SHIRE COUNCIL

NOTES TO AND FORMING PART OF THE FINANCIAL STATEMENTS for the year ended 30th June 2007

Note 12 - COMMITMENTS FOR EXPENDITURE

	2007 \$'000	2006 \$'000
(a) Capital Commitments		
Capital expenditure committed for at the reporting date but not recognised in the financial statements as liabilities:		
Land	-	-
Construction of Investment Property	-	-
Buildings -HACC Lightning Ridge	850	-
Plant & Equipment	-	-
	<u>850</u>	<u>-</u>
These expenditures are payable:		
Not later than one year	850	-
Later than one year and not later than 5 years	-	-
Later than 5 years	-	-
	<u>850</u>	<u>-</u>

Commitments for Capital Expenditures relating to Joint Ventures and Partnerships are set out in Note 19.

(b) Other Expenditure Commitments

Other expenditure committed for (excluding inventories) at the reporting date but not recognised in the financial statements as liabilities:

Audit Services	-	19
Other	1,332	2,109
	<u>1,332</u>	<u>2,128</u>
These expenditures are payable:		
Not later than one year	800	796
Later than one year and not later than 5 years	532	1,332
Later than 5 years	-	-
	<u>1,332</u>	<u>2,128</u>

Commitments for other Expenditures relating to Joint Ventures and Partnerships are set out in Note 19.

(c) Finance Lease Commitments

Commitments under finance leases at the reporting date are as follows:

Not later than one year	79	66
Later than one year and not later than 5 years	-	72
Later than 5 years	-	-
Minimum lease payments	<u>79</u>	<u>138</u>
Less: future finance charges	<u>(2)</u>	<u>(11)</u>
Net Lease Liability	<u>77</u>	<u>127</u>
Representing lease liabilities:		
Current	77	127
Non-Current	-	-
	<u>77</u>	<u>127</u>

No Joint Ventures or Partnerships have any finance lease arrangements.

WALGETT SHIRE COUNCIL

NOTES TO AND FORMING PART OF THE FINANCIAL STATEMENTS for the year ended 30th June 2007

Note 12 (CONT) - COMMITMENTS FOR EXPENDITURE

	2007 \$'000	2006 \$'000
(d) Remuneration Commitments		
Commitments for the payment of salaries and other remuneration under long-term employment contracts in existence at reporting date but not recognised as liabilities, payable:		
Not later than one year	50	120
Later than one year and not later than 5 years	-	50
Later than 5 years	-	-
	<u>50</u>	<u>170</u>

WALGETT SHIRE COUNCIL

NOTES TO AND FORMING PART OF THE FINANCIAL STATEMENTS for the year ended 30th June 2007

Note 13 - STATEMENT OF PERFORMANCE MEASUREMENT

	<u>Amounts</u>	<u>2007 Indicators</u>	2006	2005
Unrestricted Current Ratio				
<u>Unrestricted Current Assets*</u>	\$8,722	3.59:1	3.99:1	3.41:1
Current Liabilities not relating to Restricted Assets	\$2,428			
 Debt Service Ratio				
<u>Net Debt Service Cost</u>	\$287	0.02:1	0.04:1	0.04:1
Operating Revenue	\$15,419			
 Rate & Annual Charges Coverage Ratio				
<u>Rates & Annual Charges Revenues</u>	\$5,951	23.53%	26.68%	30.84%
Total Revenues	\$25,294			
 Rates & Annual Charges Outstanding Percentage				
<u>Rates & Annual Charges Outstanding</u>	\$747	10.57%	15.94%	15.97%
Rates & Annual Charges Collectible	\$7,065			

Detailed methods of calculation of these indicators is defined in the Code.

WALGETT SHIRE COUNCIL

**NOTES TO AND FORMING PART OF THE FINANCIAL STATEMENTS
for the year ended 30th June 2007**

Note 14 - INVESTMENT PROPERTY

COUNCIL DOES NOT HOLD ANY INVESTMENT PROPERTY

WALGETT SHIRE COUNCIL

NOTES TO AND FORMING PART OF THE FINANCIAL STATEMENTS for the year ended 30th June 2007

Note 15 - FINANCIAL INSTRUMENTS

Interest Rate Risk Exposures

2007	Floating Interest Rate '000	Fixed interest maturing in						Non- interest bearing '000	Total '000
		≤ 1 year '000	1 - 2 years '000	2 - 3 years '000	3-4 years '000	4-5 years '000	> 5 years '000		
Financial Assets									
Cash Assets	7,597	-	-	-	-	-	-	-	7,597
Investment Securities	-	9,752	-	-	-	-	-	-	9,752
Receivables									
Rates & Annual Charges	-	372	117	-	-	-	-	-	489
User Charges & Fees	-	-	-	-	-	-	-	153	153
Deferred Debtors	-	53	190	-	-	-	-	-	243
Other levels of Govt.	-	-	-	-	-	-	-	1,071	1,071
Other	-	-	-	-	-	-	-	355	355
Other Financial Assets	-	-	-	-	-	-	-	-	-
Total	7,597	10,177	307	-	-	-	-	1,579	19,660
<i>Weighted Average Interest Rate</i>	-	6	9	-	-	-	-	-	-
Financial Liabilities									
Payables									
Goods & Services	-	-	-	-	-	-	-	849	849
Payments in advance	-	-	-	-	-	-	-	81	81
Advances	-	-	-	-	-	-	-	-	-
Retirement Home Contribs.	-	-	-	-	-	-	-	-	-
Deposits, Retentions, Bonds	-	-	-	-	-	-	-	57	57
Other	-	-	-	-	-	-	-	14	14
Interest Bearing Liabilities	-	172	94	22	23	25	76	-	412
Finance Lease Liabilities	-	77	-	-	-	-	-	-	77
Total	-	249	94	22	23	25	76	1,001	1,490
<i>Weighted Average Interest Rate</i>	-	7	7	7	7	7	7	-	-
NET FINANCIAL ASSETS (LIABILITIES)	7,597	9,928	213	(22)	(23)	(25)	(76)	578	18,170
2006									
Financial Assets									
Cash Assets	11,617	-	-	-	-	-	-	-	11,617
Investment Securities	-	-	-	-	-	-	-	-	-
Receivables									
Rates & Annual Charges	-	534	365	-	-	-	-	-	899
User Charges & Fees	-	-	-	-	-	-	-	159	159
Deferred Debtors	-	62	341	-	-	-	-	-	403
Other levels of Govt.	-	-	-	-	-	-	-	1,613	1,613
Retirement Home Contribs.	-	-	-	-	-	-	-	-	-
Other	-	-	-	-	-	-	-	208	208
Other Assets	-	-	-	-	-	-	-	-	-
Total	11,617	596	706	-	-	-	-	1,980	14,899
<i>Weighted Average Interest Rate</i>	-	9	9	-	-	-	-	-	-
Financial Liabilities									
Payables									
Goods & Services	-	-	-	-	-	-	-	649	649
Payments in advance	-	-	-	-	-	-	-	932	932
Advances	-	-	-	-	-	-	-	-	-
Retirement Home Contribs.	-	-	-	-	-	-	-	-	-
Deposits, Retentions, Bonds	-	-	-	-	-	-	-	14	14
Other	-	-	-	-	-	-	-	22	22
Interest Bearing Liabilities	-	196	172	94	22	23	101	-	608
Finance Lease Liabilities	-	77	50	-	-	-	-	-	127
Total	-	273	222	94	22	23	101	1,617	2,352
<i>Weighted Average Interest Rate</i>	-	7	7	7	7	7	7	-	-
NET FINANCIAL ASSETS (LIABILITIES)	11,617	323	484	(94)	(22)	(23)	(101)	11,754	12,547

WALGETT SHIRE COUNCIL

NOTES TO AND FORMING PART OF THE FINANCIAL STATEMENTS for the year ended 30th June 2007

Note 15 (CONT) - FINANCIAL INSTRUMENTS

Credit Risk Exposures

Credit risk represents the loss that would be recognised if counterparties fail to perform as contracted. The maximum credit risk on financial assets of the Council is the carrying amount, net of any provision for doubtful debts. Except as detailed in Note 7 in relation to individual classes of financial assets, exposure is concentrated within the Council's boundaries within the State of New South Wales, and there is no material exposure to any individual debtor.

Reconciliation of Financial Assets & Liabilities

	2007 \$'000	2006 \$'000
Net financial assets from previous page		
Financial Assets	19,660	14,899
Financial Liabilities	<u>1,490</u>	<u>2,352</u>
	18,170	12,547
Non-financial assets and liabilities		
Accrued Revenues	116	148
Inventories	840	888
Property, Plant & Equipment	71,617	60,507
Investment Property	0	0
Interest in Associated Bodies	0	0
Other Assets	17	51
Accrued Expenses	-491	-411
Provisions	-1,465	-1,272
Other liabilities		
	<u>70,634</u>	<u>59,911</u>
Net Assets per Balance Sheet	<u>88,804</u>	<u>72,458</u>

Net Fair Value

All carrying values approximate fair value for all recognised financial instruments. With the exception of investments, there is no recognised market for the financial assets of the Council.

WALGETT SHIRE COUNCIL

NOTES TO AND FORMING PART OF THE FINANCIAL STATEMENTS for the year ended 30 June 2007

Note 16 - SIGNIFICANT VARIATIONS FROM ORIGINAL BUDGET

Council's original budget comprised part of the Management Plan adopted by Council on 22 June 2006. The original projections on which the budget was based have been affected by decisions and new grant programs initiated by State and Federal Governments, by the weather, and by decisions made by the Council.

Revenues

1. User Charges & Fees

User charges and fees revenue was up \$2.039 million (87%) on budget mainly due to a very conservative estimate being made in the budget for RTA Claims – state road fee income.

2. Interest Received

Investment revenues was up \$298,000 (58%) on budget. Interest receipts have been effected by changes in interest rates available on the short term money market. Planned Capital expenditures were delayed resulting in the monies being available for short term investments.

3. Grants & Contributions – Capital

Grants & Contributions revenue for capital projects was up \$5.818 million (581%) on budget mainly due to an additional contribution of \$5.6 million received from the AusLink Strategic Regional Programme. This additional revenue is to be expended on capital road works to be completed by June 2010.

4. Profit from Disposal of Assets

An additional amount of \$38,000 (40%) was received from the disposal of Plant & Equipment with the proceeds from the trade in of plant exceeding budgetary projections.

Expenses

5. Materials & Contracts

Council's budget is based on a "normal" mix of self-constructed and contract works. The process of calling and accepting tenders during the year can result in substantial changes in this mix, resulting in significant budget variations in this item.

WALGETT SHIRE COUNCIL

NOTES TO AND FORMING PART OF THE FINANCIAL STATEMENTS
for the year ended 30th June 2007

Note 17 - STATEMENT OF CONTRIBUTION PLANS

SUMMARY OF CONTRIBUTIONS- COUNCIL DOES NOT HAVE ANY SECTION 94 CONTRIBUTION PLANS

WALGETT COUNCIL

NOTES TO AND FORMING PART OF THE FINANCIAL STATEMENTS for the year ended 30 June 2007

Note 18 - CONTINGENCIES & ASSETS & LIABILITIES NOT RECOGNISED IN THE STATEMENT OF FINANCIAL POSITION

The following assets and liabilities do not qualify for recognition in the Statement of Financial Position but knowledge of those items is considered relevant to user of the financial report in making and evaluating decisions about the allocation of scarce resources.

Potential Insurance Losses

Council is a multi-purpose organisation providing a large range of building, parks infrastructure, playgrounds and other facilities accessible to the public. At any time, it is likely that claims will have been made against Council that remain unsettled.

Council insures against all known insurable risks using a range of insurance policies, each of which is subject to a deductible "insurance excess", the amount of which varies according to the class of insurance.

Potential claims not reported to Council may have existed at reporting date.

Statewide Mutual

Council is a member of Statewide Mutual, an organisation formed for the purchase and management of certain insurances on behalf of its members. Council is liable to contribute its proportionate share of any shortfall arising through the scheme.

The Scheme is now in surplus and Council now longer has a share of prior year losses. As at 30 June, 2007 Statewide Mutual's total assets exceed total liabilities by \$7,277,219.

StateCover Mutual Ltd

Council has been a member of Statecover Mutual Ltd, a corporation formed for the purchase and management of workers compensation insurances on behalf of its members, since 1 July 2001.

Statecover has issued shares with no par value and may make calls on its members to meet trading losses and to comply with prudential requirements. There is no recognised market for the sale of Statecover shares.

Council has been advised by StateCover that it does not anticipate any capital shortfall as defined in clause 20.1 of the StateCover constitution and does not anticipate any calls to be made or proposed to be made on Walgett Shire Council as at June 2007.

Rural Fire Fighting Assets

Council has title to, and is the registered owner of, (22) rural fire appliances and associated rural fire fighting equipment. These assets are under the control of the Rural Fire Services to enable that Department to provide the bushfire protection defences set out in their Service Level Agreement with Council, and accordingly have not been recognised in these reports.

In accordance with normal Rural Fire Service funding arrangements, Council continues to contribute to the costs of maintenance of this equipment.

Barwon Darling Alliance

Council is a member of the Barwon Darling Alliance which is committed to the establishment of the Barwon Darling Credit Union.

Council has resolved to commit to subscribing to \$5000 X \$10 permanent (non-redeemable) Foundation shares totalling \$50,000 to be lodged upon incorporation of the Credit Union.

Waste Management Facilities

Council operates seven waste management facilities to service the needs of its community and will have to rehabilitate some of the site in the future. At balance date Council is unable to reliably estimate the financial cost of such work.

WALGETT SHIRE COUNCIL

NOTES TO AND FORMING PART OF THE FINANCIAL STATEMENTS
for the year ended 30th June 2007

Note 19 - JOINT VENTURES & ASSOCIATED ENTITIES

COUNCIL DID NOT PARTICIPATE IN ANY COOPERATIVE ARRANGEMENTS.

WALGETT SHIRE COUNCIL

NOTES TO AND FORMING PART OF THE FINANCIAL STATEMENTS for the year ended 30th June 2007

Note 20 - ASSET REVALUATION RESERVE

	2007 \$'000	2006 \$'000
<i>Infrastructure, Property, Plant & Equipment</i>		
Balance at beginning of reporting period	-	-
Add: Revaluation increments transferred to the reserve relating to:		
- Water supply Network	4,431	-
- Sewerage Supply Network	1,837	-
Balance at end of reporting period	<u>6,268</u>	<u>-</u>

WALGETT SHIRE COUNCIL


NOTES TO AND FORMING PART OF THE FINANCIAL STATEMENTS for the year ended 30th June 2007

Note 21 - EVENTS OCCURRING AFTER BALANCE SHEET DATE

Subsequent to balance date, towards the end of July 2007, and up to the date of this report, global financial markets have experienced significant volatility as a result of the US Sub Prime Mortgage crisis.

Whilst Walgett Shire Council did not directly invest in this market, a small proportion of Council's investment portfolio that has been invested in Collateralized Debt Obligations (CDO's) at 30th June 2007 has been affected as a result of contagion market volatility.

The CDO's held by Council are of a long term nature which can potentially fluctuate both positively and negatively in terms of market value. The downward movement in the market valuation since year end is approximately \$132k based on the 30th September 2007 report from Council's Fund Manager.



SPENCER STEER
CHARTERED ACCOUNTANTS

23 October 2007

The Administrator
Mr Vic Smith
Walgett Shire Council
PO Box 31
WALGETT NSW 2832

Sir,

Audit Report - Year Ended 30 June 2007

We are pleased to advise completion of the audit of Council's books and records for the year ended 30 June 2007 and that all information required by us was readily available. We have signed and attached our reports as required under Section 417(1) of the Local Government Act, 1993 and the Local Government Code of Accounting Practice and Financial Reporting to the General and Special Purpose Financial Reports.

Our audit has been conducted in accordance with Australian Auditing Standards so as to express an opinion on both the General and Special Purpose Financial Reports of the Council. We have ensured that the accounts have been prepared in accordance with Australian equivalents to International Financial Reporting Standards (AIFRS) and the Local Government Code of Accounting Practice and Financial Reporting.

This report on the conduct of the audit is also issued under Section 417(1) and we now offer the following comments on the financial statements and the audit;

1. RESULTS FOR THE YEAR

1.1 Operating Result

The operating result for the year was a Surplus of \$6.570 million as compared with \$1.670 million in the previous year.



The following table sets out the results for the year and the extent (%) that each category of revenue and expenses contributed to the total.

	2007 \$000	% of Total	2006 \$000	% of Total	Increase (Decrease) \$000
Revenues before capital items					
Rates & annual charges	5,951	31%	5,296	29%	655
User charges, fees & other revenues	4,877	25%	3,904	21%	973
Grants & contributions provided for operating purposes	7,839	40%	8,640	47%	(801)
Interest & investment revenue	809	4%	727	4%	82
	19,476	100%	18,567	100%	909
Expenses					
Employee benefits & costs	5,737	31%	5,922	33%	(185)
Materials, contracts & other expenses	10,519	56%	9,869	54%	650
Depreciation, amortisation & impairment	2,427	13%	2,329	13%	98
Borrowing costs	41	0%	57	0%	(16)
	18,724	100%	18,177	100%	547
Surplus(Deficit) before capital items	\$ 752		\$ 390		\$ 362
Grants & contributions provided for capital purposes	5,818		1,280		4,538
Net Surplus(Deficit) for the year	\$ 6,570		\$ 1,670		\$ 4,900

The table above shows an overall increase over the previous year of \$4,900 million.

An adjustment to the previous year's workers compensation insurance premium resulted in a refund of \$203,000 and, together with increased roads to recovery grants and RTA contributions, accounted for almost all of increase.

1.2 Funding Result

The operating result does not take into account all revenues and all expenditures and in reviewing the overall financial performance of Council it is useful to take into account the total source of revenues and where they were spent during the year which is illustrated in the table below.



	2007	2006
	\$000	\$000
<i>Funds were provided by:-</i>		
Operating Result (as above)	6,570	1,670
Add back non funding items:-		
- Depreciation, amortisation & impairment	2,427	2,329
- Book value of non current assets sold	80	159
	9,077	4,158
Transfers from externally restricted assets (net)	0	128
Repayments from deferred debtors	113	12
Net Changes in current/non current assets & liabilities	426	313
	9,616	4,611
<i>Funds were applied to:-</i>		
Purchase and construction of assets	(3,841)	(2,910)
Principal repaid on loans	(196)	(186)
Finance lease instalments	(50)	(273)
Transfers to externally restricted assets (net)	(5,227)	0
Transfers to internal reserves (net)	(425)	(607)
	(9,739)	(3,976)
Increase(Decrease) in Available Working Capital	(123)	635

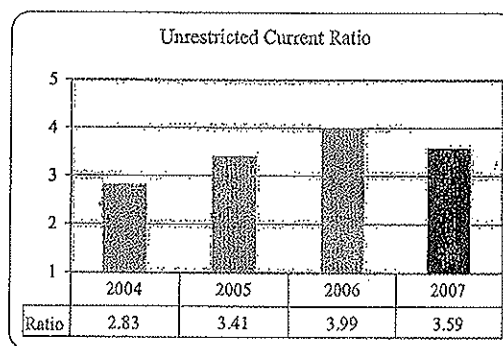
2. FINANCIAL POSITION

2.1 Current Ratios

2.1 Unrestricted Current Ratio

The Unrestricted Current Ratio is a financial indicator specific to local government and represents Council's ability to meet its debts and obligations as they fall due.

After eliminating externally restricted assets and current liabilities not expected to be paid within the next 12 months net current assets amounted to \$6.294 million representing a factor of 3.59 to 1.



2.2 Available Working Capital – (Working Funds)

A more meaningful financial indicator specific to local government is the level of *Available Working Capital*. Net Current Assets are adjusted by eliminating both external and internal reserves held for future purposes.

At the close of the year the Available Working Capital of Council stood at \$2.964 million as detailed below;

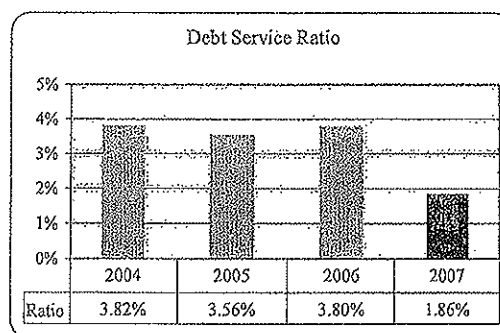


	2007	2006	Change
	\$000	\$000	\$000
Net Current Assets (Working Capital) as per Accounts	17,081	11,720	5,361
<i>Add:</i> Payables & provisions not expected to be realised in the next 12 months included above	64	32	32
Adjusted Net Current Assets	17,145	11,752	5,393
<i>Add:</i> Budgeted & expected to pay in the next 12 months			
- Borrowings	249	323	(74)
- Employees leave entitlements	760	602	158
- Deposits & retention moneys	57	14	43
- Deferred debtors	(53)	(62)	9
<i>Less:</i> Externally restricted assets	(10,851)	(5,624)	(5,227)
<i>Less:</i> Internally restricted assets	(4,343)	(3,918)	(425)
Available Working Capital as at 30 June	\$ 2,964	\$ 3,087	\$ (123)

The balance of Available Working Capital should be at a level to manage Council's day to day operations including the financing of hard core debtors, stores and to provide a buffer against unforeseen and unbudgeted expenditures. Taking into consideration the nature and level of the internally restricted assets (Reserves) set aside we are of the opinion that Available Working Capital as at 30 June 2007 was sound.

2.3 Debt

Operating revenue (excluding special purpose grants and contributions) required to service debt (repayment of loans) was 1.86%.



2.4 Summary

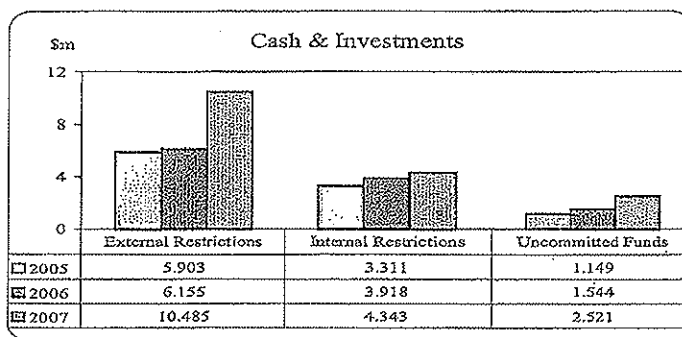
Council's overall financial position, when taking into account the above financial indicators is, in our opinion, sound.

3. CASH ASSETS

3.1 Cash & Investments

Cash and investments held at the close of the year amounted to \$17.349 million as compared with \$11.617 million and \$10.363 million at the close of financial years 2006 and 2005 respectively.

The table alongside summarises the purposes for which cash and investments were held.



Externally restricted cash and investments are restricted in their use by externally imposed requirements and consisted of unexpended loans (\$152,000), unexpended grants (\$6.493 million) and water and sewerage fund (\$3.840 million).

Internally restricted cash and investments have been restricted in their use by resolution or policy of Council to reflect forward plans, identified programs of works, and are, in fact, Council's "Reserves". These Reserves totalled \$4.343 million and their purposes are more fully disclosed in Notes 6 of the financial statements.

Unrestricted cash and investments amounted to \$2.521 million, which are available to provide liquidity for day to day operations.

3.2 Cash Flows

The Cash Flow Statement illustrates the flow of cash (highly liquid cash and investments) moving in and out of Council during the year and reveals that cash assets decreased by \$4.020 million to \$7.597 million at the close of the year. In addition to operating activities which contributed net cash of \$9.615 million were the proceeds from the sale of assets (\$213,000) and repayments from deferred debtors (\$113,000). Cash outflows other than operating activities were used to repay loans and finance leases (\$246,000), purchase investment securities (\$9.750 million) and to purchase and construct assets (\$3.965 million).

4. RECEIVABLES

4.1 Rates & Annual Charges (excluding interest & extra charges)

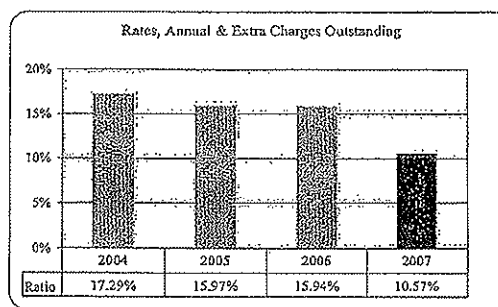
Net rates and annual charges levied during the year totalled \$5.951 million and represented 23.53% of Council's total revenues.

Including arrears, the total rates and annual charges collectible was \$6.850 million of which \$6.361 million (92.86%) was collected.



4.2 Rates, Annual & Extra Charges

After providing for doubtful debts of \$774,000 (2006 - \$595,000), arrears of rates, annual & extra charges stood at \$747,000 (2006 - \$1.022 million) at the end of the year & represented 10.57% of those receivables.



4.3 *Other Receivables* - Receivables (other than rates, annual & extra charges) totalled \$1.893 million. Those considered to be uncertain of collection have been provided for as doubtful debts and this provision amounted to \$213,000 as shown below.

	Owing \$000	Doubtful Debt Provision \$000	Net \$000
Deferred Payment (Loans)			
- Sporting & Community Activities	290	47	243
- Commercial Activities	103	103	-
	393	150	243
Grants & Subsidies	1,071	-	1,071
Interest on Investments	116	-	116
User Fees & Charges	216	63	153
Miscellaneous	97	-	97
	\$ 1,893	\$ 213	\$ 1,680

5. PAYABLES

Employees Leave Entitlements - Council's provision for its liability toward employees leave entitlements and associated on costs amounted to \$1.465 million. A cash reserve of \$500,000 was held at year end representing 34.13% of this liability and was, in our opinion, sufficient to enable Council to meet unbudgeted and unanticipated retirements.

6. CONCLUSION

We wish to record our appreciation to your General Manager and his staff for their ready co-operation and the courtesies extended to us during the conduct of the audit.

Yours faithfully,

SPENCER STEER
Chartered Accountants

N. MAH CHUT
Partner



SPENCER STEER
CHARTERED ACCOUNTANTS

WALGETT SHIRE COUNCIL
GENERAL PURPOSE FINANCIAL REPORT
INDEPENDENT AUDITORS' REPORT

SCOPE

We have audited the *general purpose financial report* of Walgett Shire Council for the year ended 30 June 2007, comprising the Statement by Councillors and Management, Income Statement, Balance Sheet, Statement of Changes in Equity, Cash Flow Statement and accompanying Notes to the Financial Statements. The financial statements include the consolidated accounts of the economic entity comprising the Council and the entities it controlled at the year's end or from time to time during the year. The Council is responsible for the preparation and presentation of the financial statements and the information they contain. We have conducted an independent audit of these financial statements in order to express an opinion on them to the Council. In respect of the original budget figures disclosed in the Income Statement, Cash Flow Statement and Note 2(a), we have not examined the underlying basis of their preparation. Similarly, we have not examined the variations from the adopted budget disclosed in Note 16 and therefore express no opinion on them.

Our audit has been conducted in accordance with Australian Auditing Standards to provide reasonable assurance as to whether the financial statements are free of material misstatement. Our procedures included examination, on a test basis, of evidence supporting the amounts and other disclosures in the financial statements, and the evaluation of accounting policies and significant accounting estimates. These procedures have been undertaken to form an opinion as to whether, in all material respects, the financial statements are presented fairly in accordance with Accounting Standards and other mandatory professional reporting requirements in Australia and statutory requirements under the Local Government Act 1993, so as to present a view which is consistent with our understanding of the Council's and the economic entity's financial position, the result of their operations and their cash flows.

The audit opinion expressed in this report has been formed on the above basis.

AUDIT OPINION

In our opinion,

- (a) the accounting records of the Council have been kept in accordance with the requirements of Division 2 of Part 3 of the Local Government Act, 1993;
- (b) the general purpose financial report
 - (i) has been prepared in accordance with the requirements of Division 2 of Part 3 of the Local Government Act, 1993;
 - (ii) is consistent with the Council's accounting records;
 - (iii) presents fairly the Council's financial position and the results of its operations; and
 - (iv) are in accordance with applicable accounting standards and other mandatory professional reporting requirements.
- (c) we have been able to obtain all the information relevant to the conduct of our audit; and
- (d) there are no material deficiencies in the accounting records or financial reports that we have become aware of during the course of the audit.

SPENCER STEER
Chartered Accountants

N. MAH CHUT
Partner

Dated at Sydney this 23rd day of October 2007

WALGETT SHIRE COUNCIL
Special Purpose Financial Reports
for the year ended 30th June 2007

TABLE OF CONTENTS

	<u>Page</u>
SPECIAL PURPOSE FINANCIAL REPORTS	
Council Certificate	P1
Income Statement	
Water Supply Business Activity	P2
Sewerage Business Activity	P3
Balance Sheet	
Water Supply Business Activity	P4
Sewerage Business Activity	P5
Notes to, and forming part of, the Special Purpose Financial Statements	
Note 1 - Significant Accounting Policies	P6 - P9
Note 2 - Best Practice Management Disclosures - Water Supply	P10
Note 3 - Best Practice Management Disclosures -Sewerage	P11
Auditors Report	

WALGETT SHIRE COUNCIL

SPECIAL PURPOSE FINANCIAL STATEMENTS FOR THE YEAR ENDED 30 June 2007

STATEMENT BY COUNCILLORS AND MANAGEMENT MADE PURSUANT TO THE LOCAL GOVERNMENT CODE OF ACCOUNTING PRACTICE AND FINANCIAL REPORTING

The attached special purpose Financial Statements have been drawn up in accordance with the Local Government Code of Accounting Practice and Financial Reporting and the


- NSW Government Policy Statement *"Application of National Competition Policy to Local Government"*
- Department of Local Government guidelines *"Pricing & Costing for Council Businesses: A Guide to Competitive Neutrality"*.
- The Department of Energy, Utilities and Sustainability *"Best Practice Management of Water Supply and Sewerage"* guidelines.

To the best of our knowledge and belief, these reports

- Present fairly the financial position and operating result for each of Council's declared Business Units for the year, and
- Accord with Council's accounting and other records


We are not aware of any matter that would render the reports false or misleading in any way.

Signed in accordance with a resolution of Council made on 18th September 2007




Vic Smith

ADMINISTRATOR



Stephen McLean

GENERAL MANAGER



Emma Darcy

RESPONSIBLE ACCOUNTING OFFICER

WALGETT SHIRE COUNCIL
INCOME STATEMENT
WATER SUPPLY BUSINESS ACTIVITY
for the year ended 30th June 2007

	Notes	2007 '000	2006 '000	2005 '000
INCOME FROM CONTINUING OPERATIONS				
Access Charges	A4	1,167	949	938
User Charges	A4	84	138	138
Interest Received	A4	30	165	163
Grants & Contributions - Operating	A4	12	11	12
Other Operating Revenues	A4	-	-	1
TOTAL		1,293	1,263	1,252
EXPENSES FROM CONTINUING OPERATIONS				
Employee Costs	A3	364	474	265
Materials & Contracts	A3	528	614	472
Borrowing Costs	A3	14	12	14
Depreciation & Amortisation	A3	528	475	472
Water Purchase Charges		33	10	10
Other Operating Expenses	A3	-	-	105
TOTAL		1,467	1,585	1,338
CONTINUING OPERATIONS RESULT BEFORE CAPITAL AMOUNTS		(174)	(322)	(86)
Grants & Contributions - Capital	A4	-	67	-
RESULT FROM CONTINUING OPERATIONS		(174)	(255)	(86)
Discontinued Operations		-	-	-
SURPLUS (DEFICIT) FOR YEAR		(174)	(255)	(86)
Add: Accumulated Surplus brought forward		9,139	9,394	9,480
Equity Adjustment on Asset Revaluation		532	-	-
ACCUMULATED SURPLUS		9,497	9,139	9,394
RATE OF RETURN ON CAPITAL	1	NIL	NIL	N/A
NOTIONAL SUBSIDY FROM COUNCIL	1	N/A	N/A	
<i>Calculation of Dividend Payable during next financial year</i>				
Surplus after tax		-174	-116	-86
Less: Capital grants & contribs from LWUs		12	78	97
Surplus for dividend calculation purposes		0	0	0
Dividend calculated from surplus		0	0	0

This Statement is to be read in conjunction with the attached Notes.

WALGETT SHIRE COUNCIL

INCOME STATEMENT
SEWERAGE BUSINESS ACTIVITY
for the year ended 30th June 2007

	Notes	2007 '000	2006 '000	2005 '000
INCOME FROM CONTINUING OPERATIONS				
Access Charges	A4	538	486	462
User Charges	A4	50	40	42
Interest Received	A4	16	77	61
Grants & Contributions - Operating	A4	11	11	11
Other Operating Revenues	A4	-	5	-
TOTAL		615	619	576
EXPENSES FROM CONTINUING OPERATIONS				
Employee Costs	A3	154	128	95
Materials & Contracts	A3	217	166	152
Borrowing Costs	A3	5	8	7
Depreciation & Amortisation	A3	340	341	341
Loss on Disposal of Assets	A5	-	-	24
TOTAL		716	643	619
CONTINUING OPERATIONS RESULT BEFORE CAPITAL AMOUNTS		(101)	(24)	(43)
Grants & Contributions - Capital	A4	-	-	-
RESULT FROM CONTINUING OPERATIONS		(101)	(24)	(43)
SURPLUS (DEFICIT) FOR YEAR		(101)	(24)	(43)
Add: Accumulated Profits brought forward		5,953	5,977	6,020
Equity Adjustment on Asset Revaluation		2,976		
ACCUMULATED SURPLUS		8,828	5,953	5,977
RATE OF RETURN ON CAPITAL	1	NIL	NIL	N/A
NOTIONAL SUBSIDY FROM COUNCIL	1	N/A	N/A	
<i>Calculation of Dividend Payable during next financial year</i>				
Surplus after tax		-101	-24	-43
Less: Capital grants & contribs from LWUs		11	11	0
Surplus for dividend calculation purposes		0	0	0
Dividend calculated from surplus		0	0	0

This Statement is to be read in conjunction with the attached Notes.

WALGETT SHIRE COUNCIL

BALANCE SHEET
WATER SUPPLY BUSINESS ACTIVITY
for the year ended 30th June 2007

	Notes	2007 '000	2006 '000
CURRENT ASSETS			
Cash & cash equivalents	A6	2,493	2,469
Receivables	A7	307	213
TOTAL CURRENT ASSETS		<u>2,800</u>	<u>2,682</u>
NON-CURRENT ASSETS			
Receivables	A7	290	315
Infrastructure, Property, Plant & Equipment	A9	11,000	6,335
TOTAL NON-CURRENT ASSETS		<u>11,290</u>	<u>6,650</u>
TOTAL ASSETS		<u>14,090</u>	<u>9,332</u>
CURRENT LIABILITIES			
Interest bearing liabilities	A10	38	33
TOTAL CURRENT LIABILITIES		<u>38</u>	<u>33</u>
NON-CURRENT LIABILITIES			
Interest bearing liabilities	A10	124	160
TOTAL NON CURRENT LIABILITIES		<u>124</u>	<u>160</u>
TOTAL LIABILITIES		<u>162</u>	<u>193</u>
NET ASSETS		<u>\$ 13,928</u>	<u>9,139</u>
EQUITY			
Accumulated Surplus		9,497	9,139
Asset Revaluation Reserve		4,431	-
TOTAL EQUITY		<u>\$ 13,928</u>	<u>9,139</u>

This Statement is to be read in conjunction with the attached Notes

WALGETT SHIRE COUNCIL**BALANCE SHEET
SEWERAGE BUSINESS ACTIVITY
for the year ended 30th June 2007**

	Notes	2007 '000	2006 '000
CURRENT ASSETS			
Cash & cash equivalents	A6	1,347	1,189
Receivables	A7	132	161
TOTAL CURRENT ASSETS		<u>1,479</u>	<u>1,350</u>
NON-CURRENT ASSETS			
Receivables	A7	156	80
Infrastructure, Property, Plant & Equipment	A9	9,100	4,627
TOTAL NON-CURRENT ASSETS		<u>9,256</u>	<u>4,707</u>
TOTAL ASSETS		<u>10,735</u>	<u>6,057</u>
CURRENT LIABILITIES			
Payables	A10	-	1
Interest bearing liabilities	A10	35	33
TOTAL CURRENT LIABILITIES		<u>35</u>	<u>34</u>
NON-CURRENT LIABILITIES			
Interest bearing liabilities	A10	35	70
TOTAL NON CURRENT LIABILITIES		<u>35</u>	<u>70</u>
TOTAL LIABILITIES		<u>70</u>	<u>104</u>
NET ASSETS		<u>\$ 10,665</u>	<u>5,953</u>
EQUITY			
Accumulated Surplus		8,828	5,953
Asset Revaluation Reserve		1,837	
TOTAL EQUITY		<u>\$ 10,665</u>	<u>5,953</u>

This Statement is to be read in conjunction with the attached Notes

WALGETT SHIRE COUNCIL

NOTES TO AND FORMING PART OF THE SPECIAL PURPOSE FINANCIAL REPORTS

for the year ended 30 June 2007

Note 1 - SIGNIFICANT ACCOUNTING POLICIES

1. The Special Purpose Financial Reports

These financial statements are a Special Purpose Financial Report prepared for use by the Council, the Department of Local Government, and the Department of Energy, Utilities and Sustainability. They have been prepared to report the results of business units determined by Council in accordance with the requirements of National Competition Policy guidelines, and the specific requirements relating to Best Practice Management of water and sewer business units.

In preparing these reports, each business unit has been viewed as a separate unit, and accordingly transactions between different business units, and between business units and other Council operations, have not been eliminated.

2. Basis of Accounting

2.1 Compliance

The financial reports comply with the Local Government Code of Accounting Practice and Financial Reporting and the Local Government Asset Accounting Manual, and with the principles of the June 1996 NSW Government Policy Statement *"Application of National Competition Policy to Local Government"*, the Department of Local Government's July 1997 guidelines *"Pricing & Costing for Council Businesses: A Guide to Competitive Neutrality"* and the Department of Energy, Utilities and Sustainability's May 2004 guidelines *"Best-Practice Management of Water Supply and Sewerage"*.

Except where directed to the contrary by the above documents, the financial report also complies with all applicable Australian Accounting Standards and professional pronouncements, and is based on information consistent with that forming the basis of Council's general purpose Annual Financial Statements for the year.

2.2 Basis

The financial report has been prepared on the accrual basis of accounting and, except where specifically indicated in these Notes or in the Notes to the general purpose Annual Financial Statements, in accordance with the historical cost convention.

3. National Competition Policy

In accordance with the framework set out in the June 1996 NSW Government Policy Statement *"Application of National Competition Policy to Local Government"* and other guidelines and documentation in relation to this matter, Council has declared that the following are to be considered as Business Units:

Walgett Shire Council Combined Water Supplies

Comprising the whole of the operations and assets of the water supply systems servicing the towns of Walgett, Lightning Ridge and Collarenebri, each of which are established as separate Special Rate Funds (see item 4 below). As the total annual operating revenues are less than \$2,000,000, it is defined as a "Category 2" Business Unit.

Walgett Shire Council Sewerage Service

Comprising the whole of the operations and assets of the sewerage reticulation and treatment system servicing the towns of Walgett, Lightning Ridge and Collarenebri which is established as a Special Rate Fund (see item 4 below). As the total annual operating revenues are less than \$2,000,000, it is defined as a "Category 2" Business Unit.

NOTES TO AND FORMING PART OF THE FINANCIAL STATEMENTS
for the year ended 30 June 2007

Note 1 - Significant Accounting Policies (cont)

The Department of Local Government's July 1997 guidelines "*Pricing & Costing for Council Businesses: A Guide to Competitive Neutrality*" outline the process for identifying and allocating costs to activities and provide a standard of disclosure requirements. These disclosures are reflected in Council's pricing and/or financial reporting systems and include taxation equivalents, council subsidies, rate of return on investments in business units and dividends paid. The Department of Energy, Utilities and Sustainability's May 2004 guidelines "*Best-Practice Management of Water Supply and Sewerage*" include specific requirements relating to the calculation and payment of "dividends" by water supply and sewerage business units.

3.1 Taxation Equivalent Payments

Council does not pay certain taxes and duties that are paid by equivalent private sector operations, but is liable for others. The Special Purpose Financial Reports disclose the effect of imputing these taxes to the declared business units at the several rates that would have applied to equivalent private sector operations. From 30 June 2004 the Department of Energy, Utilities and Sustainability's May 2004 guidelines "*Best-Practice Management of Water Supply and Sewerage*" require that imputed amounts be paid into the general funds of the Council where it may be applied for any permitted purpose of the Local Government Act 1993 (as amended).

Details of the rates of each tax or duty applicable to each different business unit are set out in the table forming item 7 of this Note. The narration "applies" indicates that the tax or duty has in fact been paid to the taxing authority by the Business Unit, and that these costs have been included in actual Operating Expenses, and the narration "various" indicates that Council has based the calculation of imputed tax on the differing rates of tax or duty applicable to different purchases.

3.2 Council Rates, Charges & Fees

Council rates have been *imputed* in relation to all non-rateable land, and *applied* in relation to all rateable land, owned or exclusively used by all business units. Annual and User Charges, and Regulatory and Other Fees, have been *applied* in relation to all services supplied to business units by Council or other business units.

3.3 Loan & Debt Guarantee Fees

The debt guarantee fee is designed to ensure that Council's business units face equivalent commercial borrowing costs to private sector competitors. In order to calculate the debt guarantee fees, Council has determined the average differential between actual and commercial borrowing rates for each business unit.

3.4 Corporate Taxation Equivalent

In accordance with the Code of Local Government Accounting Practice and Financial Reporting, income taxation has been calculated on the Operating Result before Capital Amounts disclosed in the Statements of Financial Performance of the Special Purpose Financial Reports. No allowance has been made for non-deductible items, timing differences or carried forward losses. Australian Accounting Standard AASB 112 "Income Taxes" has not been applied.

3.5 Dividends Paid

In accordance with National Competition Policy guidelines, it is expected that business units will pay dividends to its owner, Council, equivalent to those paid by private sector competitors. In accordance with the Code of Local Government Accounting Practice and Financial Reporting, the rate of dividend paid has been expressed as a percentage of the Change in Net Assets Resulting from Operations after Taxation.

Council is permitted, but not required, to pay a dividend to the general funds of the Council from surpluses generated by water supply and sewerage operations. The maximum amount of such dividend permitted under the "*Best-Practice Management of Water Supply and Sewerage*" guidelines is set out at the foot of the relevant Statements of Financial Performance. Actual payment of the dividend is subject to compliance with the procedures set out in the guidelines.

3.6 Return on Investment (Rate of Return)

The Policy statement states that Category 1 businesses "would be expected to generate a rate of return on capital funds employed that is comparable to rates of return for private businesses operating in a similar field." In accordance with the Code of Accounting Practice, the rate of return on monopoly businesses such as water and sewerage services has been set at an amount sufficient to cover costs and replace assets needed to maintain services. For competitive markets, the rate of return has been set equal to or better than the return on Commonwealth 10 year bonds.

NOTES TO AND FORMING PART OF THE FINANCIAL STATEMENTS
for the year ended 30 June 2007

Note 1 - Significant Accounting Policies (cont)

In accordance with the Code of Accounting Practice, the rate of return has been calculated as the Operating Result before Capital Amounts plus Interest Expense expressed as a percentage of the carrying value of Property, Plant & Equipment at the reporting date.

3.7 Notional Subsidy from Council

Government policy requires that subsidies provided to customers and the funding of those subsidies must be explicitly disclosed. Subsidies occur where Council provides services on a less than cost recovery basis, or accepts a lower rate of return on its investment in the business unit than would be acceptable to a private sector competitor.

In accordance with the Code of Accounting Practice, this amount has been calculated as the dollar difference between the required and actual rates of return.

4. Special Rate Funds

The Local Government Act 1993 (as amended) requires that moneys raised by way of Special Rates (or for Domestic Waste Management) be used only for those purposes, except for "dividends" payable in accordance with the *"Best-Practice Management of Water Supply and Sewerage"* guidelines, which also impose limits on the amounts payable. Accordingly, *imputed* amounts in excess of the permitted limits have been retained in those funds, and added back to Accumulated Surplus.

For Business Units not involving Special Rate Funds, *imputed* amounts have been transferred to Council's General Fund and are available to Council for utilisation for other purposes.

All such amounts have been eliminated in the course of preparation of the Council's general purpose Annual Financial Statements.

5. Other Accounting Policies and Notes

Other accounting policies relating to the determination of revenues and expenses, and assets and liabilities, not specifically referred to above are reported in Note 1 to the Council's Annual Financial Statements, and should be read in conjunction with this Note. Note references in the Statements of Financial Performance of Business Activities and the Statement of Financial Position of Business Activities that are prefixed "A" refer to the Notes to the Annual Financial Statements.

6. Rounding

In accordance with the Code of Accounting Practice all amounts shown in these statements are in Australian currency and, other than Notes 2 & 3, have been rounded to the nearest thousand dollars; amounts in Notes 2 & 3 are shown in whole dollars to meet the requirements of the Department of Energy, Utilities and Sustainability.

7. National Competition Policy Notional Payments

The table forming part of this Note immediately follows.

WALGETT SHIRE COUNCIL

NOTES TO AND FORMING PART OF THE SPECIAL PURPOSE FINANCIAL REPORTS

NOTE 1 Table - NATIONAL COMPETITION POLICY NOTIONAL PAYMENTS
for the year ended 30th June 2007

BUSINESS ACTIVITIES			
WATER		SEWER	
2007	2006	2007	2006

Category

TAXATION EQUIVALENT PAYMENTS

	Rate	Rate	Rate	Rate
Land Tax				
Stamp Duty				
Payroll Tax	Applies	Applies	Applies	Applies
Fringe Benefits Tax	Applies	Applies	Applies	Applies

COUNCIL RATES, CHARGES & FEES

See Note 1, Item 3.2

LOAN & DEBT GUARANTEE FEES

3.00%	3.00%	3.00%	3.00%
-------	-------	-------	-------

CORPORATE TAXATION EQUIVALENT

30%	30%	30%	30%
-----	-----	-----	-----

DIVIDENDS PAID

N/A	N/A	N/A	N/A
-----	-----	-----	-----

RATE OF RETURN ON CAPITAL

Required Rate of Return	NIL	NIL	NIL	N/A
Actual Rate of Return				

WALGETT SHIRE COUNCIL

NOTES TO AND FORMING PART OF THE SPECIAL PURPOSE STATEMENTS for the year ended 30th June 2007

Note 2 - BEST PRACTICE MANAGEMENT DISCLOSURES - WATER SUPPLY

Values shown in this Note are expressed in WHOLE DOLLARS

2007
\$

Calculation and Payment of Tax-Equivalents

(i)	Calculated Tax Equivalents	0
(ii)	No of assessments multiplied by \$3/assessment	5,745
(iii)	Amounts payable for Tax Equivalents	0

Dividend from Surplus

(i)	50% of Surplus before Dividends <i>(Calculated in accordance with Best Practice Management for Water Supply and Sewerage guidelines.)</i>	
(ii)	No of assessments multiplied by \$30/assessment, less tax equivalent charges/assessment	57,450
(iii)	Cumulative Surplus before Dividends for 3 years to 30 June 2007, less cumulative dividends paid for 2 years to 30 June 2006	
(iv)	Maximum Dividend from Surplus (least of (i), (ii) and (iii))	57,450
(v)	Dividend paid from Surplus	

Required Outcomes for 6 Criteria

(i)	Completion of Strategic Business Plan (including Financial Plan)	No
(ii)	Pricing with full cost-recovery, without significant cross subsidies (Item 2(a) in Table 1 on page 18 of Best practice guidelines)	No
	Complying charges (Item 2(b) in Table 1)	No
	DSP with Commercial Developer Charges (Item 2(e) in Table 1)	No
	If Dual Water Supplies, Complying Charges (Item 2(g) in Table 1)	No
(iii)	Sound Water Conservation & Demand Management Implemented	No
(iv)	Sound Drought Management implemented	Yes
(v)	Complete Performance Reporting Form (by 15 September each year)	Yes
(vi)	Integrated Water Cycle Management Strategy (by June 2006)	No

National Water Initiative (NWI) Financial Performance Indicators

NWI F4	Residential Revenue from Usage Charges (Water)	%	1.77
NWI F1	Total Revenue (Water)	\$'000	1,264
NWI F20	Capital Works Grants (Water)	\$'000	
NWI F13	Economic Real Rate of Return (Water)	%	-1.72
NWI F6	Operating Cost (OMA) (Water)	\$'000	925
NWI F9	Total Operating Cost (Water)	\$'000	1,453

WALGETT SHIRE COUNCIL

NOTES TO AND FORMING PART OF THE SPECIAL PURPOSE STATEMENTS for the year ended 30th June 2007

Note 3 - BEST PRACTICE MANAGEMENT DISCLOSURES - SEWERAGE

Values shown in this Note are expressed in WHOLE DOLLARS

2007
\$

Calculation and Payment of Tax-Equivalents

(i)	Calculated Tax Equivalents	0
(ii)	No of assessments multiplied by \$3/assessment	5,313
(iii)	Amounts payable for Tax Equivalents (lesser of (i) and (ii))	0

Dividend from Surplus


(i)	50% of Surplus before Dividends (Calculated in accordance with Best Practice Management for Water Supply and Sewerage guidelines.)	
(ii)	No of assessments multiplied by \$30/assessment, less tax equivalent charges/assessment	53,130
(iii)	Cumulative Surplus before Dividends for 3 years to 30 June 2007, less cumulative dividends paid for 2 years to 30 June 2006	
(iv)	Maximum Dividend from Surplus (least of (i), (ii) and (iii))	53,130
(v)	Dividend paid from Surplus	0

Required Outcomes for 4 Criteria

(i)	Completion of Strategic Business Plan (including Financial Plan)	No
(ii)	Pricing with full cost-recovery, without significant cross subsidies (Item 2(a) in Table 1 on page 18 of Best practice guidelines)	No
	Complying charges (a) Residential (Item 2(c) in Table 1)	No
	(b) Non-Residential (Item 2(c) in Table 1)	No
	(c) Trade Waste (Item 2(d) in Table 1)	No
	DSP with Commercial Developer Charges (Item 2(e) in Table 1)	No
	Liquid Trade Waste Approvals & Policy (Item 2(f) in Table 1)	No
(iii)	Complete Performance Reporting Form (by 15 September each year)	Yes
(iv)	Integrated Water Cycle Management Evaluation (by June 2007)	No

National Water Initiative (NWI) Financial Performance Indicators

NWI F2	Total Revenue (Sewerage)	\$'000	611
NWI F21	Capital Works Grants (Sewer)	\$'000	0
NWI F11	Capital Expenditure (Water & Sewerage)	\$'000	0
NWI F14	Economic Real Rate of Return (Sewerage)	%	-1.23
NWI F12	Economic Real Rate of Return (Water & Sewerage)	%	-1.50
NWI F16	Net Debt to Equity (Water & Sewerage)	%	-24.69
NWI F17	Interest Cover (Water & Sewerage)	times	1,114.81
NWI F18	Net Profit after Tax (Water & Sewerage)	\$'000	-275
NWI F19	Community Service Obligations (Water & Sewerage)	\$'000	23
NWI F5	Revenue from Community Service Obligations (Water & Sewerage)	%	1.23
NWI F7	Operating Cost (OMA) (Sewerage)	\$'000	383
NWI F10	Total Cost (Sewerage)	\$'000	723



SPENCER STEER
CHARTERED ACCOUNTANTS

WALGETT SHIRE COUNCIL
SPECIAL PURPOSE FINANCIAL REPORT
INDEPENDENT AUDITORS' REPORT

SCOPE

We have audited the *special purpose financial report* of Walgett Shire Council for the year ended 30 June 2007, comprising the Statement by Councillors and Management, Income Statement of Business Activities, Balance Sheet of Business Activities, and accompanying Notes to the Financial Statements. The financial statements include the accounts of the declared business activities of the Council. The Council is responsible for the preparation and presentation of the financial statements and the information they contain. We have conducted an independent audit of these financial statements in order to express an opinion on them to the Council. The best practice management disclosures in Notes 2 and 3 have not been examined by us and therefore we express no opinion on them.

The special purpose financial report has been prepared for distribution to the Council and the Department of Local Government for the purpose of fulfilling the requirements of National Competition Policy reporting. We disclaim any assumption of responsibility for any reliance on this report or on the financial statements to which it relates to any person other than the Council or the Department of Local Government or for any purpose other than for which the report was prepared.

Our audit has been conducted in accordance with Australian Auditing Standards to provide reasonable assurance as to whether the financial statements are free of material misstatement. Our procedures included examination, on a test basis, of evidence supporting the amounts and other disclosures in the financial statements, and the evaluation of accounting policies and significant accounting estimates. These procedures have been undertaken to form an opinion as to whether, in all material respects, the financial statements are presented fairly in accordance with Accounting Standards and the Local Government Code of Accounting Practice and Financial Reporting so as to present a view which is consistent with our understanding of the business activities of the Council and their financial position and the result of their operations.

The audit opinion expressed in this report has been formed on the above basis.

AUDIT OPINION

In our opinion, the special purpose financial report of the Council is presented fairly in accordance with the requirements of those applicable Accounting Standards detailed in Note 1 and the Local Government Code of Accounting Practice and Financial Reporting.

SPENCER STEER
Chartered Accountants

N. MAH CHUT
Partner

Dated at Sydney this 23rd day of October 2007

APPENDIX B



WALGETT SHIRE COUNCIL

2006/2007

**COMPARISON OF ACTUAL
PERFORMANCE AGAINST
PROJECTED PERFORMANCE**

OUTPUT, MEASURES AND TARGETS

The specific outputs, measures and targets within the Management Plan are set by individual managers as part of their departmental operational business plans, designed to assist in achieving Council's Strategic Direction.

This Strategic direction is summarised as:

- Planning for a better future
- Providing strong leadership and advocacy
- Delivering community focussed services
- Working together to improve our environment
- Managing our resources and assets
- Promoting our plans and achievements

GENERAL MANAGER

No	Mission Aim	2006/2007 Activity	Measurement, Method and Target	Responsible Manager	Status
1.	To promote better practice and encourage improvement in the way Council conducts its activities and ensure good governance	Completion of the Local Governments Self Assessment Checklist. Report to Council any discrepancies	On going	General Manager	Full assessment against checklist incomplete
2.	To develop and improve the aesthetic physical characteristics of the Shire.	Develop an organisation culture to ensure all work undertaken by staff is done with pride, care and commitment.	Parks, gardens, road reserves and town entrances are clean, tidy and attractive and Council assets are kept to a standard that sets a good example for the community.	General Manager	Murals and new signage to Library, Murals on Chambers, Walgett CBD cleaned regularly
3.	We will be actively involved in developing strategic vision of the Shire through informed staff involvement	Identify and provide training. Staff appraisals to include reference to actions required to achieve training and multi skill objectives.	All staff appraised by June 2007 and training calendar developed by August 2006.	General Manager	Appraisals complete Training Plan developed and implemented
4.	We will be a good employer and provide leadership through a safe and productive workplace.	Develop an organisational culture, which acknowledges dedication and innovation. Staff and Elected Members to be encouraged to self/accept nomination for training which develops innovation, creativity and lateral thought in addressing existing or new challenges.	Staff appraisals by Supervisor and Departmental Manager to be completed by June of each year. Monthly Employee of the Month to be recognised for dedication and innovation of employees.	General Manager	Appraisals complete Employee of the Month awarded monthly Employee Dedication awarded annually to five (5) recipients

GENERAL MANAGER

No	Mission Aim	2006/2007 Activity	Measurement, Method and Target	Responsible Manager	Status
5.	Provide training for newly elected Councillors.	Ensure that all newly elected Councillors are provided with the necessary training as required by the Dept of Local Government.	Completed by March 2007.	General Manager	Elections deferred to September 2008 - \$20,000 allocated over 2008-2009
6.	We will provide strong local and regional leadership.	Council will encourage greater involvement and participation in regional and state activities by its senior staff and Council representatives.	Participants reporting to Council on the outcomes of external meetings attended. All senior staff active members of relevant professional groups.	General Manager	Council Delegates nominated Active membership maintenance
7.	We will ensure that Council's corporate planning needs and policy decisions meet the requirements and expectations of the community and comply with the legislative requirements.	Council will consult widely and communicate decisions effectively.	Council's website will be updated regularly and contain relevant and current information. Council will advise through press releases and information passed onto Precinct Committee and Community Working Parties.	General Manager	New website operational and maintained Weekly Council column in local newspaper & Council staff regularly attend community meetings
8.	We will ensure responsible and good governance.	All ordinary meetings and special meetings of Council are appropriately advertised to the public. Walgett Shire Strategic Plan 2006-2010 is prepared and adopted.	All meetings are advertised to comply with the Local Government Act 1993. Opportunities are provided to the public to address agenda items at every meeting. By 30 June 2007	General Manager	Target Met Target Met Adopted

GENERAL MANAGER

No	Mission Aim	2006/2007 Activity	Measurement, Method and Target	Responsible Manager	Status
9.	Strengthen and maintain involvement in the delivery of services to the community through a transparent process of networking and partnerships.	<p>Support and promote a coordinated approach to planning of services with youth, families and service providers.</p> <p>Investigate library operations with Northern Regional Library to improve utilisation of library resources.</p> <p>Access child care options and opportunities for the provision of adequate child care for families in the Shire.</p>	<p>Continue to assist the Walgett Interagency Committee with the Shire Youth Plan.</p> <p>Increase in general activity and borrowings in our libraries.</p> <p>Aim to have greater than 6 carers in place by April 2007. Continue support with the development of Walgett Preschool and Long Day Care Centre Inc.</p>	General Manager	<p>Ongoing</p> <p>Walgett borrowings increased April - June 2007</p> <p>Lightning Ridge borrowings remain stable for April – June 2007</p> <p>1 Carer in Collarenebri and 1 Carer in Lightning Ridge</p> <p>Council provided \$35,000 loan to Walgett Preschool and Long Day Care Centre which was repaid on 17 May 2007</p>

MANAGER ENGINEERING

No	Mission Aim	2006/2007 Activity	Measurement, Method and Target	Responsible Manager	Status
1.	Consult with the Community and wider regional Council's to ensure ongoing well planned and appropriate road network development.	Council to prepare a new five year Strategic Road Plan for the period 2007/2012.	Consultation with Shire residents and other local organisations. Completed draft strategy by December 2006 and adopt strategy by March 2007.	Manager Engineering	Strategy Adopted
2.	To rationalise the number of parks and sporting grounds under the control of Council in an effort to ensure that few facilities, of a significantly higher standard are provided.	Make Engineering Staff available to undertake a process involving community consultation, to prepare a report to Council on the matter.	Complete a rationalisation process in consultation with the community and sporting groups by 31 December 2006	Manager Engineering	Rationalisation process completed
3.	To actively pursue external funding opportunities relative to engineering projects.	Identify a link between available funding programmes and Council projects and, working particularly with community groups, prepare and submit funding applications.	A minimum of four funding submissions proposed and submitted. Ongoing.	Manager Engineering	Eleven funding submissions to date
4.	Provide and maintain facilities throughout the Shire, which meet and exceed the standard expected by locals and visitors alike.	Audit all facilities currently available in the Shire and assess future requirements.	Community consultation on assessed future requirements by Council. Utilisation of Council facilities. Ongoing internal audit of Council facilities	Manager Engineering	This is an ongoing matter and is difficult to report against.

MANAGER ENGINEERING

No	Mission Aim	2006/2007 Activity	Measurement, Method and Target	Responsible Manager	Status
5.	To provide an efficient and reliable kerbside domestic waste collection service.	Provide a weekly kerbside collection service to designated built up areas. Respond to complaints in a timely fashion.	To provide a minimum of one collection service per week. Respond within 72 hours Ongoing.	Manager Engineering	There have been no instances of waste collection services which have not been carried out as planned. Unaware of any complaints which have not been responded to in a timely fashion.
6.	Manage Council swimming pools in accordance with relevant legislation.	Maintain a frequent liaison with the Pool Operators' at each facility.	An increase in total patronage. An amenity which meets relevant legislation and acceptable standards. Ongoing	Manager Engineering	Pool season complete. Have received data for Walgett Pool but not Collarenebri. Lack previous data with which to compare at this stage.
7.	To investigate options for improving heavy vehicle passage through the towns of Walgett, Lightning Ridge and Collarenebri.	In consultation with the Roads and Traffic Authority and the Community, review available options and prepare a report to Council on these options.	To review the situation regarding heavy vehicle access through Walgett Township by 30 April 2007. Review heavy vehicle passage through Lightning Ridge and Collarenebri by April 2009.	Manager Engineering	Have held initial meeting with an officer from the RTA. Further progress on this matter will occur in early 2007/08.

MANAGER ENGINEERING

No	Mission Aim	2006/2007 Activity	Measurement, Method and Target	Responsible Manager	Status
8.	To provide street lighting to urban areas using energy efficient lighting at the most competitive cost.	Assess adequacy of street lighting in Walgett Town area in consultation with Country Energy and the Community in an effort to improve levels of service and efficiency. Report findings to Council.	Review street lighting in the Shire over a three year return period, undertaking a review in Walgett Township in 2006/2007. Completed by 31 December 2006.	Manager Engineering	Completed
9.	To progressively remove trees from public areas which are considered to be inappropriate because of either species type or location and where appropriate replace with a more suitable tree.	Identify trees considered to be inappropriate after consultation with Country Energy and / or others, and report findings to Council.	Twenty trees removed and replaced with trees of more appropriate species and / or in a better location. Ongoing.	Manager Engineering	Trees have been removed from below powerlines in Arthur Street, Walgett and a programmed replacement, in conjunction with the school, is planned for August 2007
10.	To reduce the number of overloaded vehicles using Council's roads network.	Attend meetings of the North West Weight of Loads Committee and analyse breach report information.	A reduction in the number of recorded breaches, relative to the hours worked by Weight of Loads Inspectors. Ongoing.	Manager Engineering	Two meetings of Weight of Loads Group attended. Statistics show a reduction in breach numbers, probably largely due to seasonal factors.

MANAGER ENGINEERING

No	Mission Aim	2006/2007 Activity	Measurement, Method and Target	Responsible Manager	Status
11.	To identify and respond to issues which adversely affect road safety.	React to matters identified by either correction, referral to Local Area Traffic Committee or referral to a future works programme.	Complete inspections on Council's complete public roads network. A minimum of four times per annum.	Manager Engineering	Inspections of the roads network have been carried out in accordance with requirements.
12.	To close Waste Disposal Depots in Collarenebri, Carinda, Rowena and Burren Junction and replace these facilities with Waste Transfer Stations.	To develop proposals to close village waste depots and introduce transfer stations at these locations, maintaining consultation with the community and the Department of Environment and Conservation throughout the process.	<p>Close Waste Disposal Depot at Carinda and replace this facility with a Waste Transfer Station by 30 June 2007.</p> <p>Rowena and Burren Junction Waste Disposal Depots to be replaced by Waste Transfer Stations by 30 June 2009.</p>	Manager Engineering	The future of waste depots in the village areas is currently being reassessed and closure of the Carinda facility has not proceeded pending the outcome of this reassessment.
13.	To provide waste disposal facilities in Walgett and Lightning Ridge which meet environmental standards, as well as the ratepayers' reasonable expectations.	<p>To operate the Walgett Waste Disposal Depot in accordance with licence conditions.</p> <p>Complete pre-construction activities relating to a new Waste Disposal Depot at Lightning Ridge.</p>	<p>To meet all licence conditions applicable to the Walgett Waste Disposal Depot.</p> <p>To complete pre-construction activities relating to a new Waste Disposal Depot at Lightning Ridge.</p> <p>Ongoing.</p>	Manager Engineering	All licence conditions applicable to Walgett have been met.

MANAGER ENGINEERING

No	Mission Aim	2006/2007 Activity	Measurement, Method and Target	Responsible Manager	Status
14.	To operate sewerage treatment and effluent disposal schemes in Walgett, Lightning Ridge and Collarenebri in accordance with legislative requirements	Review the operation of all schemes and prepare network maintenance and development plans.	Sewerage system chokes and overflows do not exceed numbers of the previous years.	Manager Engineering	Sewerage system chokes and overflow occurrence in 2006/07 does not exceed the level of previous years.
15.	Implement a user pay system that also encourages efficient water use.	Develop a new pricing policy and implement a public relations programme to complement it.	Introduce a charging regime for water customers based on consumption.	Manager Engineering	It is anticipated consumption based pricing will be introduced in 2008/2009 and not 2007/2008 as provided for in the management plan.
		Repair and install Water meters in designated urban areas with the objective of introducing consumption based pricing in 2007/2008.	Functioning water meters on all water customers.		
		Maintain customer access to water conservation information through savewater.com.au	On going		

MANAGER ENGINEERING

No	Mission Aim	2006/2007 Activity	Measurement, Method and Target	Responsible Manager	Status
16.	To professionally manage Council's assets and ensure reasonable needs of Council are met.	Undertake re-valuation of all Council assets.	Completed by December 2006.	Manager Engineering	A revaluation of Council's assets is still progressing at a slower rate than originally envisaged largely because of a continuing need to engage the Assets Officer on other tasks at various times.
		Develop and implement twenty year asset management plans for all infrastructure assets.	Domestic Waste by December 2006 Council Housing by March 2007 Transport infrastructure by June 2007 Water and Sewer by December 2007 Recreation and Community assets by June 2008		
		Undertake an annual audit of road and bridge asset condition.	Administrative assets by June 2008 Assess trends in asset condition.		
		Develop and implement a fifteen year plan replacement program.	Completed by March 2007		
		Maximise availability and utilisation of all major Council plant.	75% utilisation by March 2007 Ongoing 85%availability rate	Manager Engineering	Utilisation rates are being achieved
		Review on an annual basis the plant hire fees.	Completed annually	Manager Engineering	Plant hire rates for 2007/8 have been reviewed.

MANAGER ENGINEERING

No	Mission Aim	2006/2007 Activity	Measurement, Method and Target	Responsible Manager	Status
17.	To operate aerodromes at Walgett and Lightning Ridge in accordance with relevant legislation.	<p>Maintain daily (Monday to Friday) safety inspections of these aerodromes.</p> <p>Meet with aerodrome users, including RPT providers, at least annually to discuss operations.</p> <p>Look for business opportunities which have the potential to bring income to the aerodromes.</p>	<p>No breaches of relevant legislation.</p> <p>The financial loss of the aerodromes is kept below \$140,000.00.</p> <p>Ongoing.</p>	Manager Engineering	<p>Aerodrome inspections are being carried out in accordance with requirements with no recorded serious breaches of relevant legislation. The financial loss will be some \$124,000 in 2006/2007. No work has been undertaken as yet in seeking business opportunities for the aerodromes. With the appointment of an Economic Development Officer, this activity can be pursued outside the engineering department.</p>

MANAGER ENGINEERING

No	Mission Aim	2006/2007 Activity	Measurement, Method and Target	Responsible Manager	Status
18.	To provide a water supply to Walgett, Collarenebri, Lightning Ridge, Carinda, Cumborah and Rowena.	Respond to any decline in water quality.	Adverse results addressed where possible.	Manager Engineering	Where adverse test results have been notified, appropriate action has been taken in a timely manner. Cleaning of reservoirs will be undertaken shortly.
19.	To introduce annual stormwater management service charges.	To investigate stormwater activities in consultation with the Walgett Shire Community.	Inclusion of the proposed stormwater management activities in Draft Management Plan 2007/2008	Manager Engineering	No action taken as yet. Have met with the Namoi CMA to plan some initiatives in this area in 2007/08.

MANAGER CORPORATE SERVICES

No	Mission Aim	2006/2007 Activity	Measurement, Method and Target	Responsible Manager	Status
1.	Support the development of active and creative community members, working in partnership with community, business and Government,	Actively support, develop and promote community services and strategies which address existing and emerging needs.	Use Precinct Committees, Community Working Parties to assist Council with community development. Respond to issues raised within thirty days taking appropriate recommendations to Council.	Manager Corporate Services	Direct liaison between staff and all community groups. Distribute all community documents for comment
2.	We will provide an efficient timely and user friendly response to client requests and concerns.	Council will maintain and improve its customer action request statistics.	Customer Action Requests System average days outstanding <45 days, will quarterly average and be maintained at 80% minimum. All customer enquiries and complaints will be dealt within five working days.	Manager Corporate Services	Ongoing and within target
3.	Ability to provide people with better opportunities for involvement and consultation about our decisions.	Maintain and publish policies and procedures which promote confidence in the conduct of Council.	Publish newly approved or amended policies on Council's website within thirty days of their adoption by Council.	Manager Corporate Services	New Website operational with up to date information. Weekly Council column in local newspapers, Press releases, Radio advertisements
4.	To provide services to meet the needs of people from cultural and linguistic backgrounds.	Prepare Local Ethnic Affairs Priorities Statement (LEAPS) and Action Plan 2006-2009.	Completed by December 2006	Manager Corporate Services	Complete Aboriginal Liaison Officer appointed. Cultural Awareness training provided to staff. LEAPS Plan adopted in 2006/2007 Management Plan

MANAGER CORPORATE SERVICES

No	Mission Aim	2006/2007 Activity	Measurement, Method and Target	Responsible Manager	Status
5.	To support individuals and groups taking initiatives to protect, restore, enhance and conserve the environment of the area.	Respond and actively support or refer initiative from community to protect the environment.	The Shire will be involved in the Clean Up Australia Campaign and any environmental initiatives with which Council can assist.	Manager Corporate Services	Complete, initiatives on going - March
6.	Provide an organisation that displays good management and strong forward planning...	Prepare detailed Management Plan encompassing annual operating budget	Completed by June 2007	Manager Corporate Services and General Manager	Complete, adopted 28 th June 2007
		Management Plan and Budget Review undertaken on a quarterly basis.	Completed October 2006, February 2007, April 2007 and July 2007	Manager Corporate Services and General Manager	Complete
		Rates and Annual Charges Outstanding reduced by sale of land for unpaid rates, agreements and strong debt recovery policy.	Rates and Annual Charges outstanding reduced to 9% by June 2010. Ongoing	Manager Corporate Services	Ongoing Debt recovery. 10.57% Rates & Annual charges outstanding in 2006/2007 Annual Section 713 Sale held in May 2007 with all properties sold
		Unrestricted current ratio remains at an acceptable level of 2:1	2:00:1 Unrestricted current ratio maintained	Manager Corporate Services	On target 3.59:1 for 2006/2007
		Debt Service Ratio remains below 10%	Below 10% by June 2007	Manager Corporate Services	On target 0.02:1 for 2006/2007

MANAGER CORPORATE SERVICES

No	Mission Aim	2006/2007 Activity	Measurement, Method and Target	Responsible Manager	Status
7.	Provide a secure and compliant Records Management Regime.	Continue with the effective "Authority" record keeping system, in keeping with its obligations under Australian Standards (ISO 15489 as amended)	100% operational with suitably qualified staff. Ongoing	Manager Corporate Services	All records managed in accordance with Australian Standards and organisational needs
		Implement electronic record keeping for assessment of effectiveness for Council documents and records.	100% operational with suitably qualified staff by March 2008.	Manager Corporate Services	In Management Plan 2007/2008-2011/2012
8.	Council to be an advocate for social matters on behalf of the Community.	Complete Social Plan	Complete by September 2006.	Manager Corporate Services	Adopted 21 August 2007, with amended plan adopted 21 October 2007
		Report to Council achievements of the Social Plan	Completed by March 2007.	Manager Corporate Services	Plan adopted 21 August 2007
		Continually update Council Website.	Ongoing	Manager Corporate Services	New Website operational with updated information.
9.	To ensure that Information Technology is adequate for the organisation.	Implement asset component of "Authority" System to ensure more effective tracking of Council assets.	Completed by March 2007	Manager Corporate Services	Conquest software purchased and implemented
		Continually review "Authority" System to ensure that it is used at full capacity.	Ongoing	Manager Corporate Services	Consultant contracted in regards to Authority applications
		Provide ongoing training and support to all staff.	Ongoing	Manager Corporate Services	Ongoing training provided internally & externally within budgetary constraints

MANAGER CORPORATE SERVICES

No	Mission Aim	2006/2007 Activity	Measurement, Method and Target	Responsible Manager	Status
10.	To provide quality service to all customers.	Measure performance through the use of a Customer Satisfaction Survey.	A minimum of 160 surveys per annum, tracking individual responses and mean averages for each survey. An average of four to be targeted:- 1= Poor, 2= Fair, 3= Good, 4= Very Good, 5= Excellent Ongoing	Manager Corporate Services	Fully implemented
		Review the operation of customer service area.	Ongoing	Manager Corporate Services	Monthly meetings held with staff
		Further review and develop processes and procedures to ensure optimal delivery and customer satisfaction.	Ongoing	Manager Corporate Services	Ongoing training provided to all staff within budgetary constraints
11	To provide a highly skilled and motivated workforce	Percentage of staff at skill level 2 and above is over 60% by March 2007	Ongoing	Manager Corporate Services	47% staff above skill Level 2
		Staff turnover is kept at an acceptable level of industry standard.	Labour turnover is below average industry standard.	Manager Corporate Services	On going staff training and development and consultation with staff Staff turnover for 2006/2007 was 24.82%
12.	To network with other Councils and the State Government funding providers to achieve major sustainable benefits through tourism and visitation programs.	Complete Tourism Marketing Plan.	Completed September 2006	Manager Corporate Services	Adopted 20 February 2007

MANAGER CORPORATE SERVICES

No	Mission Aim	2006/2007 Activity	Measurement, Method and Target	Responsible Manager	Status
13.	To provide the Shire with a new identification through a new tourism logo.	Adoption of a new Shire Tourism Logo.	Adopt a Shire Logo by August 2006	Manager Corporate Services	Deferred until 2007/8
14.	To provide an image of Walgett Shire that presents as a tourism destination.	Develop a program to improve presentation of shire towns and entrances.	Completed by July 2007	Manager Corporate Services	Economic Development Officer appointed March 2007. Signage audit on public display. CTC funding Application complete June 2007.
15.	To make information regarding structured tour options available to all visitors to the Shire.	Review and update existing tourism information and pamphlets.	Completed by April 2007	Manager Corporate Services	Ongoing, New pamphlets July 2007

MANAGER PLANNING AND REGULATION

No	Mission Aim	2006/2007 Activity	Measurement, Method and Target	Responsible Manager	Status
1.	To promptly and professionally assess development proposals.	Process Complying Development Applications. Process Construction Certificate and Development Applications	90% of complete applications are finalised within 7 days. 80% of complete applications are finalised within 40 days.	Manager Planning and Regulation	Average 4 days, median 2 days. Average and median of 26 days
2.	To develop a Local Environmental Plan that brings Walgett Shire's local planning arrangements in line with current New South Wales standards.	Prepare and adopt a land use study and strategy. Prepare and adopt a Local Environmental Plan based on the land use study and strategy.	Currently in draft form and due for finalisation by June 2006. Draft Environmental Plan to be finalised by December 2006	Manager Planning and Regulation	Target not met due to ongoing consultation with DPI & DoP N/A
3.	To provide companion animal management and control services.	(a) Address emergency situations where dogs are attacking people and animals. (b) Microchipping of companion animals.	(a) All attacks are investigated within 24 hours of notification. (b) 90% of animals are microchipped within three working days of request.	Manager Planning and Regulation	Target Met Target Met
4.	To ensure that dilapidated premises and environmental health matters are addressed to minimise risks to the public.	Complaints will be promptly investigated.	Action will be taken within two weeks to address 90% of complaints received.	Manager Planning and Regulation	Target Met
5.	Minimise the risk of significant environmental pollution.	Respond to major pollution incidents.	All reported major incidents are investigated within 24 hours.	Manager Planning and Regulation	No incidents reported

MANAGER PLANNING AND REGULATION

No	Mission Aim	2006/2007 Activity	Measurement, Method and Target	Responsible Manager	Status
6.	We will responsibly manage planning and environmental issues, while taking into account the needs of the community and we will update means of acquiring information for users.	Integration of GIS (Geographical Information System) into present corporate software package.	Continual operational updates.	Manager Planning and Regulation	Further work required to address unmatched data. To be undertaken by GIS coordinator when skills developed to appropriate level.
7.	To monitor algal blooms within the Namoi and Barwon Rivers.	Submit samples of river water from Collarenebri and Walgett to the Department of Natural Resources for analysis of algal content.	Samples are submitted on a weekly basis in summer and fortnightly in winter.	Manager Planning and Regulation	Target generally met.
8.	To provide a water supply to Walgett, Collarenebri, Lightning Ridge, Carinda, Cumborah and Rowena.	Undertake a regular programme of sampling and testing to check water quality.	Monthly sampling of water supply.	Manager Planning and Regulation	Target Met.

APPENDIX C



SUPPLEMENTARY

STATE OF THE ENVIRONMENT REPORT

FOR THE YEAR 2006 – 2007

1	INTRODUCTION	3
1.1	COMMUNITY CONSULTATION	3
1.2	GUIDELINES.....	3
2	WALGETT SHIRE - BACKGROUND	4
2.1	LAND TITLES.....	5
2.2	NATURAL ENVIRONMENT	6
2.3	POPULATION	9
2.4	ECONOMIC.....	11
3	LAND.....	12
3.1	CLEARING	12
3.2	OPAL MINING	13
4	AIR.....	16
5	WATER.....	17
5.1	URBAN WATER SUPPLIES.....	17
5.2	RIVERS – FLOW AND SALINITY	20
5.3	RIVERS – ALGAE	23
6	BIODIVERSITY.....	25
6.1	ENDANGERED ECOLOGICAL COMMUNITIES	25
6.2	KEY THREATENING PROCESSES.....	26
7	WASTE.....	28
7.1	URBAN WASTE DISPOSAL.....	28
8	NOISE.....	29
8.1	DOMESTIC NOISE	29
9	ABORIGINAL AND NON-ABORIGINAL HERITAGE	29
10	MORE INFORMATION	31
	APPENDIX A – LICENSED PREMISES.....	32
	APPENDIX B – THREATENED SPECIES	33

1 INTRODUCTION

The Local Government (General) Regulation 2005 requires that Council's prepare annual State of the Environment Reports. This report is a "supplementary" State of the Environment Report prepared under Clause 224 of the regulation. Supplementary reports provide an update on existing issues, as well as outlining new ones that have arisen since the previous State of the Environment Report. Comprehensive State of the Environment Reports are required to be prepared in the "year ending after each election of the councillors for its area".

Certain criteria for the preparation of the report are specified by clauses 218 to 226 of the regulation, including that the report must use a pressure, state and response model for addressing various issues associated with various environmental sectors.

1.1 COMMUNITY CONSULTATION

Consultation with the community regarding the draft State of the Environment Report was undertaken by advertising in local newspapers and on the internet that Council was inviting the public to comment on the report.

Advertisements appeared in the Lightning Ridge News on 13th and 27th September 2007, along with the Walgett Spectator on 12th and 26th September 2007. The advertisements indicated the draft report was available from Council's web site, written submissions were welcome and submissions should be lodged with Council by 30th September 2007. A single submission was received from the Western Catchment Management Authority.

1.2 GUIDELINES

The Department of Local Government has published two documents to guide Councils in the preparation of State of the Environment Reports. They are:

- Practice Note 13 – State of the Environment Reporting, published September 1995.
- Environmental Guidelines – State of the Environment Reporting by Local Government, published December 1999.

Clause 220 of the regulation requires that Council consider the guidelines produced by the Department of Local Government when preparing a State of the Environment Report. Further

work is required to properly integrate the State of the Environment Report with Council's Management Plan and comply with the guidelines.

2 WALGETT SHIRE - BACKGROUND

The Shire has a total area of 22,330 square kilometres and is located in north-western New South Wales as shown in Figure 1. Walgett Shire adjoins a number of other shires, and the state of Queensland (Figure 2).

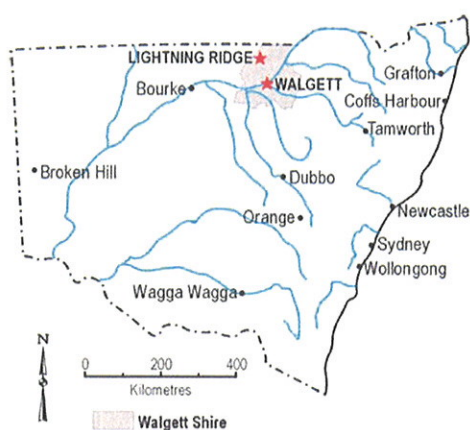


Figure 1 – Location of Walgett Shire in NSW.



Figure 2 – Adjoining shires.

2.1 LAND TITLES

Administratively Walgett Shire is separated into the Central Division (11,310 km²) and the Western Division (11,030 km²). The Barwon River separates the two divisions, as shown in Figure 3. Freehold land titles are dominant within the Central Division, while most of the Western Division consists of Crown Land held under Western Lands Leases.

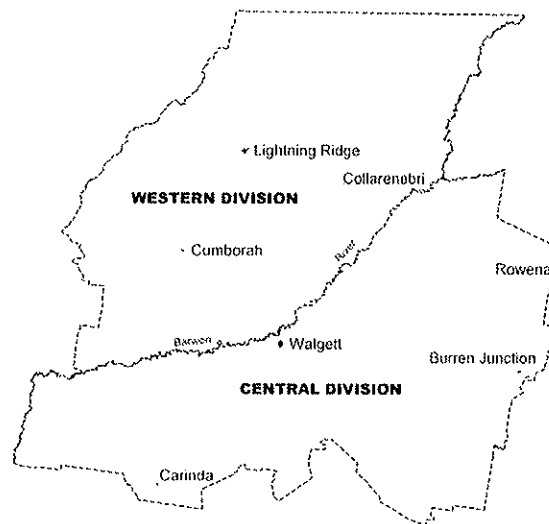


Figure 3 – Western and Central Divisions.

As shown in Figure 4, within the Shire there is about:

- 250 square kilometres (25,000 hectares) of Nature Reserves and National Parks.
- 36 square kilometres (3,600 hectares) of State Forest.

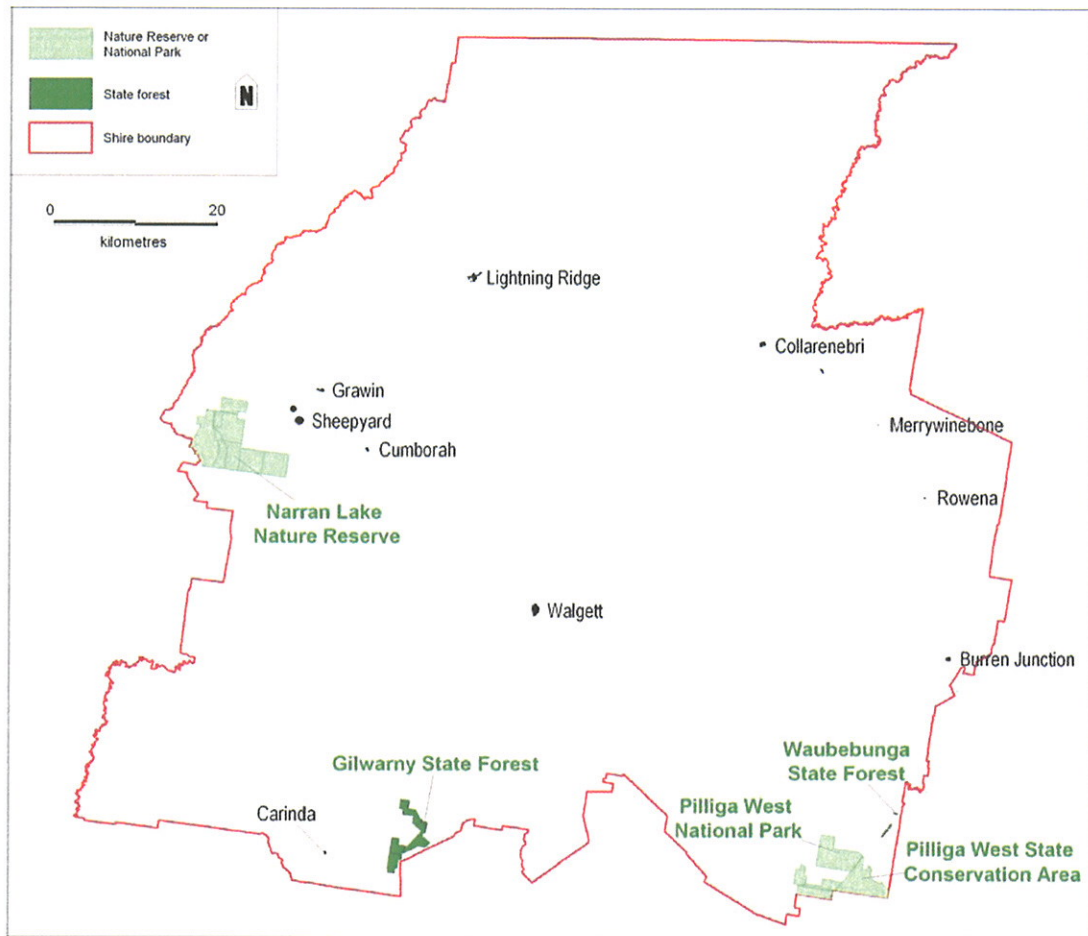


Figure 4 – Nature reserves and state forests within the Walgett Shire.

2.2 NATURAL ENVIRONMENT

2.2.1 Climate

The climate of the region is semi-arid with peak monthly rainfall usually occurring in summer and a smaller peak from May to July. Average daily temperatures, considered on a monthly basis, show a minimum of 5°C in July and a maximum of 35°C in the summer months.

2.2.2 Landform

A number of rivers pass through the Shire including the Barwon, Namoi, Macquarie, Castlereagh, Narran and Moonie rivers. The dominant landform is a floodplain, with an elevation between 120 and 145 m above sea level. In the northern portion of the shire there are a number of ridges that reach a maximum elevation of about 160 m above sea level.

Both the floodplain and ridge landforms can be seen in Figure 5 which is an ‘image’ showing the relative levels of radiometric potassium detected from aerial surveys conducted by the NSW Department of Primary Industries in the mid 1990s. Red and yellow coloured areas represent land that has comparatively elevated levels of radiometric potassium while green and purple coloured areas have comparatively lower levels. The red and yellow areas are generally ridge landforms or major man made water storages.

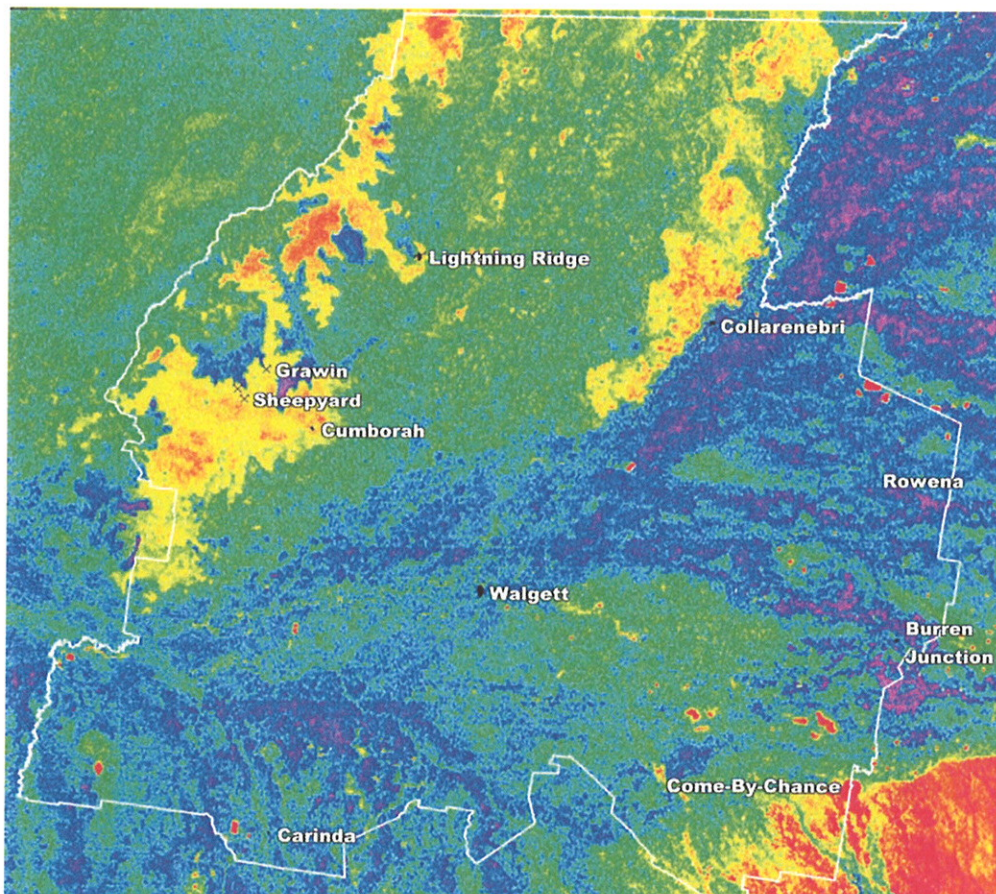


Figure 5 – Radiometric potassium ‘image’ showing elevated land and water storages as red/yellow, and flood plains as green and purple (data courtesy of NSW Department of Primary Industries).

2.2.3 Geology

Extensive flood plains of unconsolidated Quaternary alluvial silt and clay dominate local geology, as shown in Figure 6 below. There are also some comparatively small claypans and intermittent lakes that typically contain finer grained sediments such as mud and silt.

Ridges composed of Cretaceous claystone and sandstone exist in the Lightning Ridge, Cumborah and Collarenebri areas. They are typically covered with a veneer of unconsolidated Tertiary alluvial gravel, that in some areas is consolidated forming a rock known as silcrete.

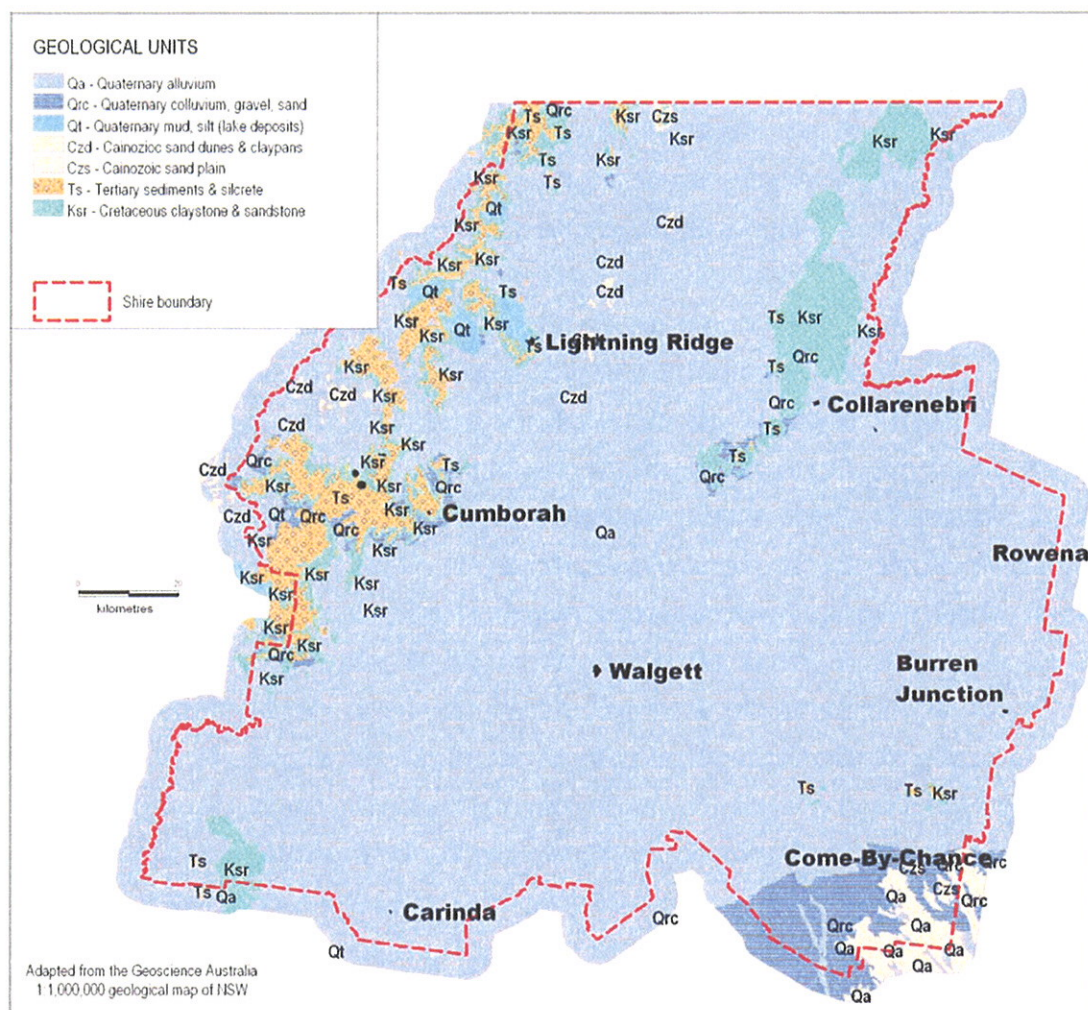


Figure 6 – Simplified geological map of the Walgett Shire.

2.2.4 Vegetation

Significant areas of flood plain have been cleared of native vegetation, primarily for the purpose of dryland and irrigated cropping. Dominant tree species within these areas include *Eucalyptus populnea* (bimble box), *Callitris glaucophylla* (white cypress pine), *Eucalyptus microtheca* (coolibah), *Eucalyptus largiflorens* (black box) and *Eucalyptus camaldulensis* (river red gum). Open woodland areas have a similar dominant tree species.

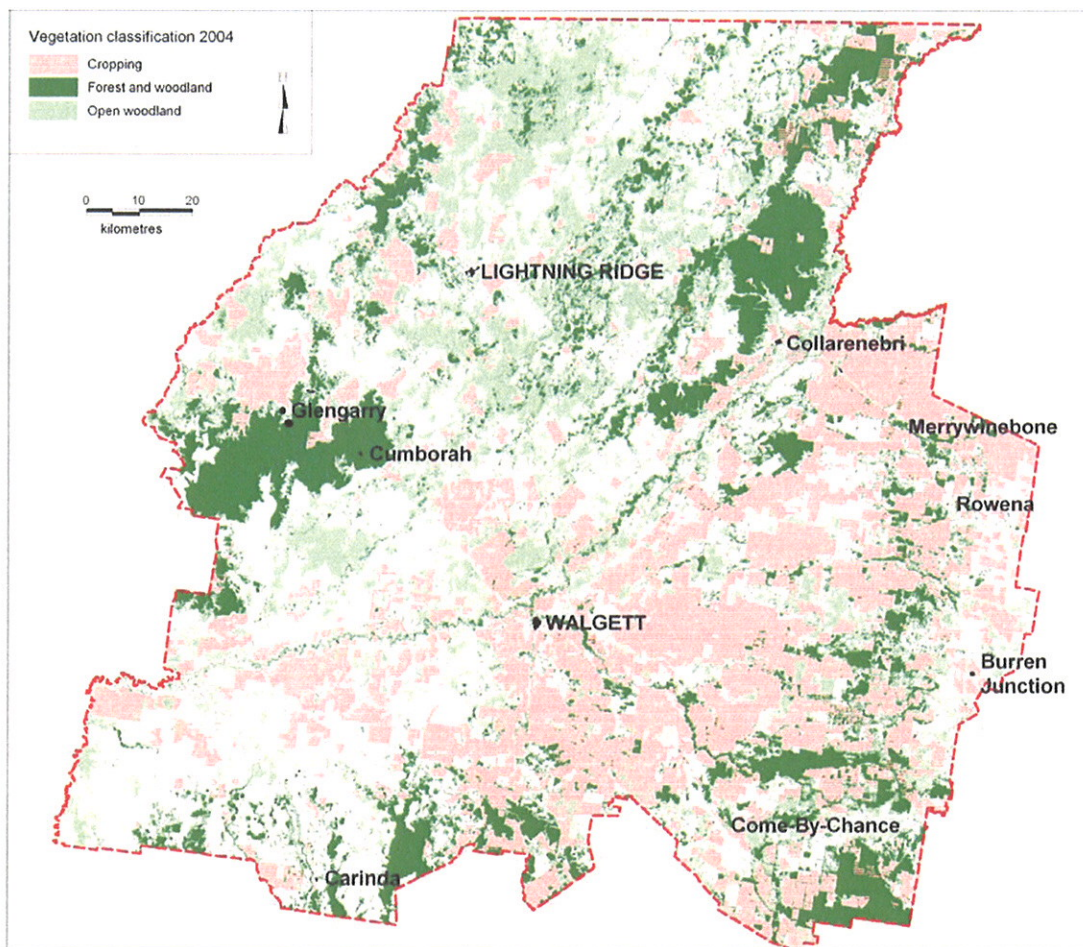


Figure 7 – Simplified vegetation classification map of Walgett Shire.

2.3 POPULATION

Urban centres within the Shire include Burren Junction, Carinda, Collarenebri, Cumborah, Cryon, Lightning Ridge, Rowena and Walgett. There are also numerous people living in mining camps on the opal fields at Grawin, Glengarry, Sheepyard and Lightning Ridge.

Population profiles derived from census data obtained in 1996, 2001 and 2006 are summarised in Table 1.

Table 1 – Population age profile for the Walgett Shire. ¹

AGE (YEARS)	1996	2001	2006
0-4 years	690	590	563
5-9 years	651	636	488
10-14 years	496	497	467
15-19 years	452	368	308
20-24 years	507	449	345
25-29 years	699	511	440
30-34 years	620	540	417
35-39 years	656	560	477
40-44 years	603	596	462
45-49 years	584	560	565
50-54 years	580	558	533
55-59 years	517	480	507
60-64 years	389	398	460
65-69 years	311	307	351
70-74 years	186	247	251
75-79 years	118	119	177
80-84 years	62	76	83
85 years and over	23	44	51
Total	8,144	7,536	6,945

¹ Australian Bureau of Statistics 2007.

2.4 ECONOMIC

Dominant industries within the region include cropping (wheat, cotton, chickpeas), grazing (sheep, cattle), opal mining and tourism. Most of the land in the south east of the Shire is suitable for cropping while the land in the west and north tends to be better suited for grazing, as shown in Figure 8.

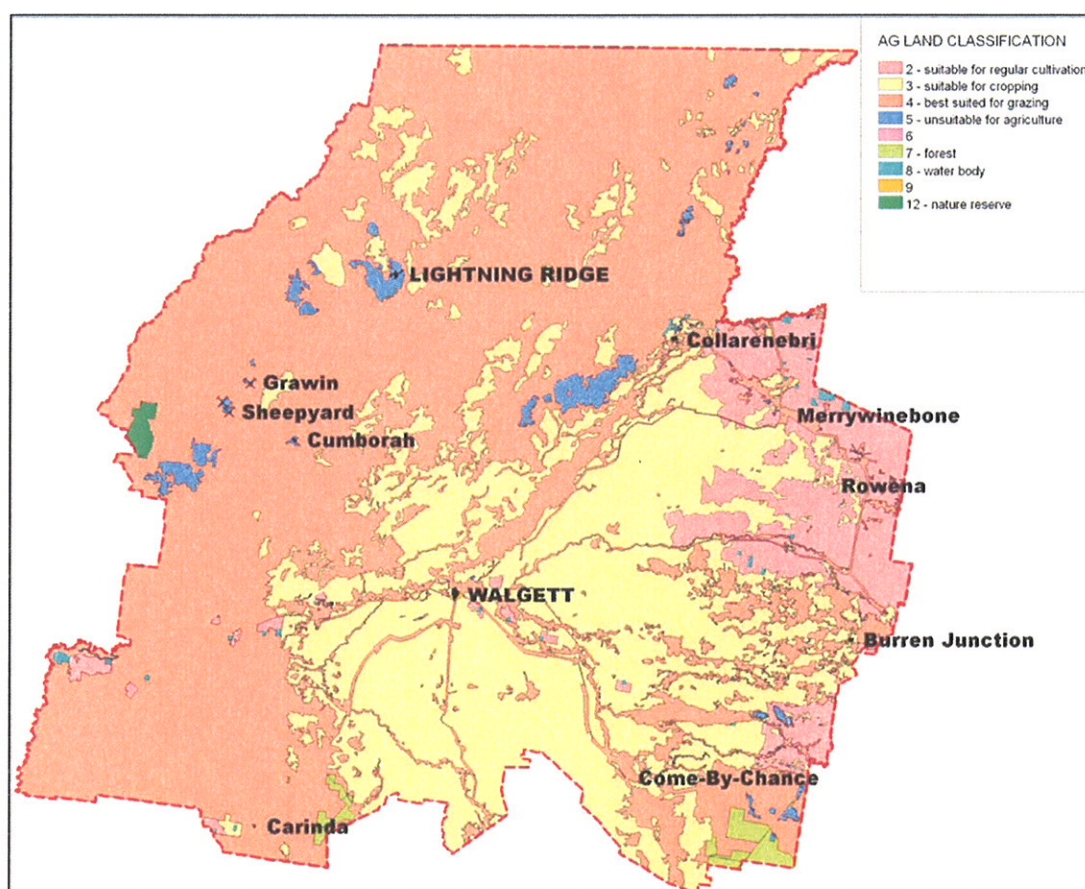


Figure 8 – Land capability map.²

² Adapted from GIS data produced by Hindle, J.P., Grosskopf, T. & Watson, C.R., for the Agricultural Land Classification Study – Walgett Shire, published 2000 by NSW Agriculture.

3 LAND

3.1 CLEARING

3.1.1 Pressure

There is a widespread desire within the local agricultural community for a reduction in regulatory controls which restrict or inhibit land clearing. Many landholders would like the opportunity to clear additional land for the cultivation of crops such as wheat and chickpeas. This desire has been stimulated by progressive improvements in cultivation techniques that preserve soil moisture and maximise crop yields, as well as by the ongoing comparatively low returns available from sheep and cattle grazing.

There are a range of land degradation issues that can arise from inappropriate land clearing, including:

- Soil erosion – The removal of endemic vegetation and cropping of marginal lands can result in increased rates of soil erosion. Drought conditions can further accelerate rates of soil erosion.
- Dryland salinity – Clearing reduces the abundance of deep rooted perennial vegetation which is replaced with comparatively shallow rooted crops and pastures. This can then result in rising water tables.
- Loss of flora and fauna – Clearing reduces the extent and diversity of native vegetation communities, and the habitat available for occupation by native fauna. Many plant and animal species cannot adapt to the changed environmental conditions.
- Water quality degradation – Clearing and cropping near watercourses can reduce surface water quality by increasing soil erosion and sediment loads within watercourses, as well as by allowing pesticides and nutrients to more readily flow into watercourses.
- Chemical alteration of soil – Removal of native vegetation and its replacement with a grazing or cropping system driven by man will change the level of organic carbon, potentially increase the amount of man made chemicals such as pesticides and fertilisers, as well as possibly alter the nature of biological activity in the soil.
- Weed establishment – The elimination of native vegetation can often result in an increase in the variety and density of weeds species. Weeds tend to be species that can grow relatively quickly on an opportunistic basis and they often benefit from reduced competition for nutrients and water as result of clearing.

3.1.2 State

At least 5,500km² of the Shire is used for cultivation, and hence has been cleared of native vegetation. The majority of the cultivated land is held under freehold title and is located within the central division.

3.1.3 Response

There has been ongoing regulatory reform of native vegetation legislation in NSW in recent years. The Native Vegetation Act 2003 has the stated aims of changing laws relating to the management of native vegetation in NSW by:

- ending broad scale clearing unless it improves or maintains environmental outcomes;
- encouraging revegetation and rehabilitation of land with native vegetation; and
- rewarding farmers for good land management.

Clearing can only be undertaken in accordance with a development consent or a gazetted property vegetation plan (PVP). A 'Public Register of Approved Clearing PVPs and Development Applications'³ is now established which provides information on development consents and Clearing PVPs issued by the various Catchment Management Authorities (CMA).

As of 22 October 2007 Council had been notified that within the Shire:

- The Central West CMA approved 0 PVPs (total).
- The Border Rivers – Gwydir CMA approved 0 PVPs (total).
- The Namoi CMA approved 3 PVPs (total).
- The Western CMA approved 6 PVPs (total).

3.2 OPAL MINING

3.2.1 Pressure

Active opal prospecting and mining occurs to varying degrees on the opal mining 'fields' shown in Figure 9. Opal prospecting is generally undertaken by drilling holes in the ground that range from 0.1 to 1m in diameter and are up to 25m deep. Once opal has been found in an area, underground and open cut mining techniques may be used to extract the opal bearing claystone.

³ <http://www.nativevegetation.nsw.gov.au/pams/PublicRegisterSearch.jsp>

Opal mining can have a number of detrimental environmental impacts, including:

- Soil compaction and erosion initiated by passenger vehicle and truck movements.
- Destruction of flora and fauna through land clearing and establishment of mullock stockpiles and tailings dams.
- Chemical alteration of soil and surface water due to moderate levels of salinity within mullock.
- Mine shafts and exploration drill holes pose a hazard for livestock and fauna which can become injured, sometimes fatally, by falling into holes.

3.2.2 State

One of the most active opal mining areas continues to be the Mulga 'rush' in the Grawin Glengarry area, discovered late in 2000. Mineral Claim statistics shown in Table 2 suggest that there has been a steady decline in the number of claims in recent years.

Table 2 – Mineral claims statistics for the Lightning Ridge region.

	00-01	01-02	02-03	03-04	04-05	05-06	06-07
CLAIMS RENEWED	4073	4290	4047	3799	3450	3311	3394
CLAIMS REGISTERED	1822	1362	1565	1028	786	770	784
CLAIMS CANCELLED	939	1167	995	1003	750	615	626
CLAIMS LAPSED	691	851	686	578	412	256	260

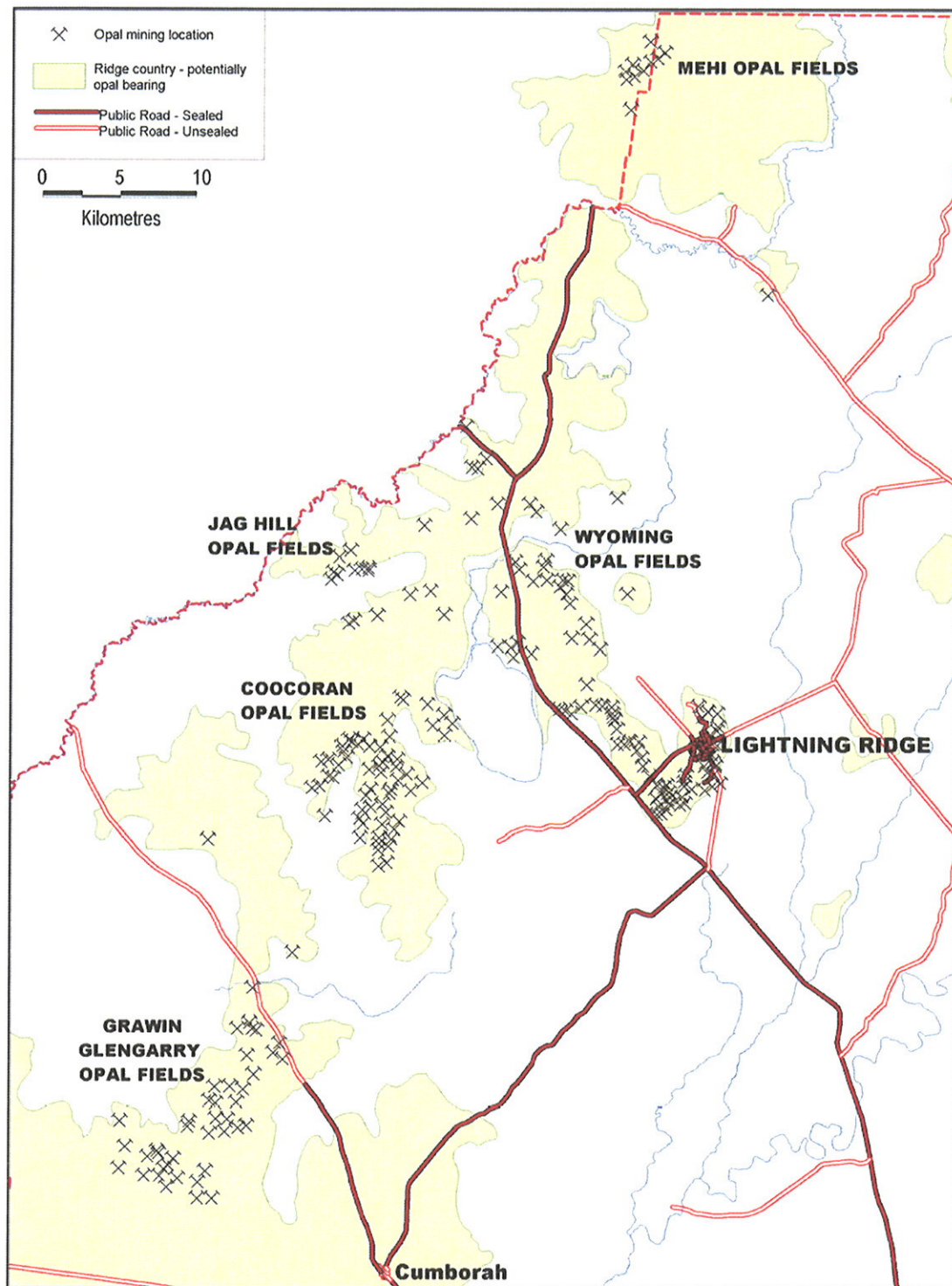


Figure 9 – Location of major opal fields.

3.2.3 Response

In April 2004 the Department of Primary Industries (now Department of Primary Industries) released a draft document titled 'Review of Environmental Factors for Opal Mining Within the Narran Warrambool Reserve, Lightning Ridge' (REF) for public comment. The REF provided an assessment of the environmental impacts associated with opal mining, current mitigation strategies and proposals for additional mitigation strategies.

After considering the REF the Department of Primary Industries introduced a requirement that any person seeking an Opal Prospecting Licence or Mineral Claim within OPA4 must first attend an course in environmental awareness and complete a Mine Operation Plan (MOP) for each Mineral Claim. The Department is also requiring that a MOP be submitted for any Mineral Claim registered in a new opal field within existing Opal Prospecting Areas.

The Department of Primary Industries was unable to supply information on how many claims were satisfactorily rehabilitated during the year. This represents a gap in the information available on mining.

4 AIR

There is no significant new data relating to air quality to report on since the previous Walgett Shire Council State of the Environment Report.

5 WATER

5.1 URBAN WATER SUPPLIES

5.1.1 Pressure

Walgett Shire Council supplies water to numerous residential and commercial residences within urban areas as outlined in Table 3 below. The 'sites' figure represents the number of properties on which Walgett Shire Council levies water rates (includes some vacant lots).

Table 4 – Council operated urban water supplies.

TOWN/VILLAGE	SOURCE	SUPPLY	TREATMENT	SITES
WALGETT	Weir on Namoi River Bore also available	Raw & treated Raw	Filtration & chlorination	794
LIGHTNING RIDGE	Artesian Bore	Raw	Nil	767
COLLARENEBRI	Weir on Barwon River	Raw & treated	Microfiltration & chlorination	240
CARINDA	Bore	Raw	Nil	53
ROWENA	Bore	Raw	Nil	15
CUMBORAH	Artesian Bore	Raw (stand pipe)	Nil	0
TOTAL				1869

Council has an obligation to ensure that water supplies are suitable for their intended uses. The Australian Drinking Water Guidelines 2004 (ADWG)⁴ are the key standards against which NSW Health and local Councils assess drinking water quality. The guidelines specify thresholds for drinking water quality amongst other things.

The quality of water supplied by Council may vary for a number of reasons, including:

- Environmental changes affect raw water quality, for example river water invariably has an increased sediment load during flood periods.
- Human activities also affect raw water quality, for example river water can carry pesticide residues.
- The types and effectiveness of water treatment processes that are applied to raw water prior to its distribution within urban areas.

⁴ Australian Drinking Water Guidelines 2004 published by the National Health and Medical Research Council, available from <http://www.nhmrc.gov.au/publications/synopses/eh19syn.htm>

- The age and condition of water mains and storage reservoirs. For example periodic cleaning of reservoirs is required to remove sediment.

5.1.2 State

Walgett Shire Council assesses potable water quality via a number of sampling programs as detailed within Table 5.

Table 5 – Monitoring programs associated with urban potable water.

PROGRAM	PURPOSE	FREQUENCY
Potable urban – microbiological	Samples submitted to NSW Health Division of Analytical Laboratories in Sydney to test all Council's potable urban supplies for contamination by <i>E. coli</i> . Data is also provided on total coliform counts, which are not normally of concern provided that samples are free of <i>E. coli</i> .	Permanent, monthly
Potable urban – chemical	Samples submitted to NSW Health Division of Analytical Laboratories in Sydney to test all Council's urban supplies for compliance with chemical thresholds specified in the ADWG. Each sample is analysed for pH, turbidity, Total Dissolved Solids (TDS), aluminium, antimony, arsenic, barium, boron, cadmium, calcium, chloride, chromium, copper, cyanide, fluoride, iodine, iron, lead, magnesium, manganese, mercury, molybdenum, nickel, nitrate, nitrite, selenium, silver, sodium, sulfate, total hardness as CaCO ₃ , true colour, zinc.	Permanent, twice yearly
Potable urban - pesticide	See details below.	Temporary, monthly

A summary of significant results for the period from 1 July 2006 to 30 June 2007 is provided in Table 6.

Table 6 – Significant water analysis results 1 July 2006 to 30 June 2007.

TOWN/VILLAGE	ISSUE
WALGETT	<ul style="list-style-type: none"> 6 out of 53 samples showed the presence of total coliforms.
LIGHTNING RIDGE	<ul style="list-style-type: none"> 11 out of 51 samples showed the presence of total coliforms. 7 out of 51 samples showed the presence of <i>E. coli</i>. Average pH was 8.7 while the ADWG recommends a range between 6.5 and 8.5. Average sodium content was 245mg/L when the ADWG recommends a maximum of 180mg/L. <p>NOTE: Sodium and pH values are typical for this supply system and others sourced from artesian bores in the region.</p>
COLLARENEBRI	<ul style="list-style-type: none"> 9 out of 54 samples showed the presence of total coliforms. 2 out of 54 samples showed the presence of <i>E. coli</i>.
CARINDA	<p>NON-POTABLE SUPPLY</p> <ul style="list-style-type: none"> Total dissolved solids averaged 704mg/L when the ADWG recommends a maximum of 500mg/L. Average sodium level was 325mg/L when the ADWG recommends a maximum of 180mg/L.
ROWENA	<ul style="list-style-type: none"> 6 out of 11 samples showed total coliforms. Total dissolved solids averaged 635mg/L when the ADWG recommends a maximum of 500mg/L. Average sodium levels were 239mg/L when the ADWG recommends a maximum of 180mg/L.
CUMBORAH	<ul style="list-style-type: none"> 8 out of 13 samples showed the presence of total coliforms. 1 out of 13 samples showed the presence of <i>E. coli</i>. Average pH was 8.65 while the ADWG recommends a range between 6.5 and 8.5. Total dissolved solids averaged 635mg/L when the ADWG recommends a maximum of 500mg/L. Average sodium content was 681mg/L when the ADWG recommends a maximum of 180mg/L. <p>NOTE: Sodium and pH values are typical for supplies sourced from artesian bores in the region.</p>

5.1.3 Response

From Table 7 it is apparent that total coliforms were found on a number of occasions in the various potable water supplies. The ADWG indicate that coliforms can be present in drinking water as a result of:

- faecal contamination
- the presence of biofilms on pipes and fixtures
- contact with soil as a result of leaks, fractures or repair works.

Due to their widespread occurrence in soil and water environments, total coliforms (in the absence of *E. coli*) are not regarded as a specific indicator of faecal contamination. The relative abundance of coliforms makes them useful in monitoring the efficiency of water treatment and disinfection processes.

Several samples from the Lightning Ridge and Collarenebri water supplies were contaminated with *E. coli* during the year. The contamination was addressed by chlorination to destroy the *E. coli*. Follow up testing was undertaken to confirm that the contamination had been dealt with.

A new water supply bore was commissioned at Rowena early in the year and this has replaced the previously unpotable water supply bore. Although the water is not ideal, as shown in Table 6, it is far superior to that supplied from the previous bore.

Problems in previous years at Carinda with ongoing *E. coli* contamination appear to have been eliminated by the commissioning of a new elevated water supply reservoir.

5.2 RIVERS – FLOW AND SALINITY

5.2.1 Pressure

River water is used in a number of ways within the Shire, including for cotton irrigation, rural domestic water supplies, watering domestic livestock and for urban water supplies in towns such as Walgett and Collarenebri. The Shire is located in a semi arid environment downstream of numerous other water users, including cotton irrigators. Such circumstances contribute to significant variations in the volume and quality of river water flowing through the Shire.

5.2.2 State

Water quality can be assessed in many ways and one of the most common methods within Australia is by salinity. The electrical conductivity of water is generally indicative of the levels of total dissolved solids (TDS), and one of the most common dissolved solids is salt.

The Department of Water and Energy operates a number of river monitoring stations that provide data on electrical conductivity, water levels and volumes. Data derived from a station on the Namoi River at Goangra and another on the Barwon River at Walgett are presented in graphs in Figures 10 and 11. Those graphs indicate that during most of the year discharge volumes were

nil in the Namoi River, while electrical conductivity was quite high for a brief period in June 2007. Discharge volumes were more variable in the Barwon River.

The Australian Drinking Water Guidelines 2004 (ADWG) indicate that the TDS in water should not exceed 500mg/L due to taste considerations. An equivalent figure in electrical conductivity units can be roughly determined by doubling this figure, which is 1,000 us/cm. From the data in Figures 10 and 11, the salinity levels were adequate for human consumption except for a brief period in June 2007.

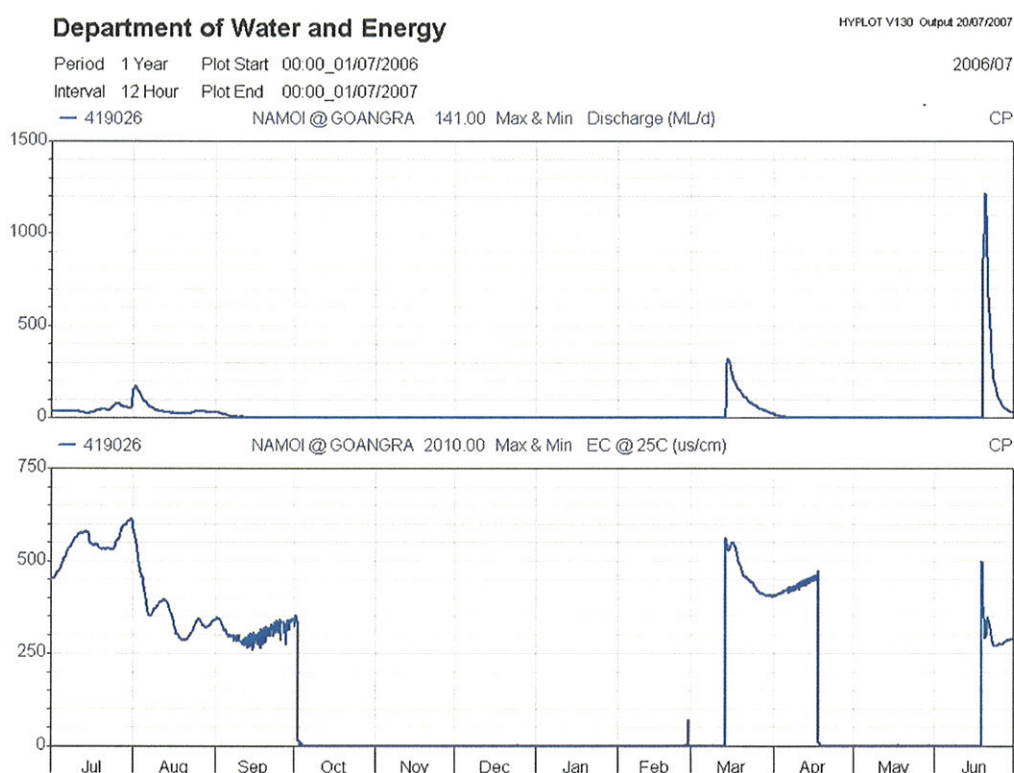


Figure 10 – Data on discharge & electrical conductivity in the Namoi River at Goangra ⁵.

⁵ Department of Water and Energy data available from <http://waterinfo.nsw.gov.au/>

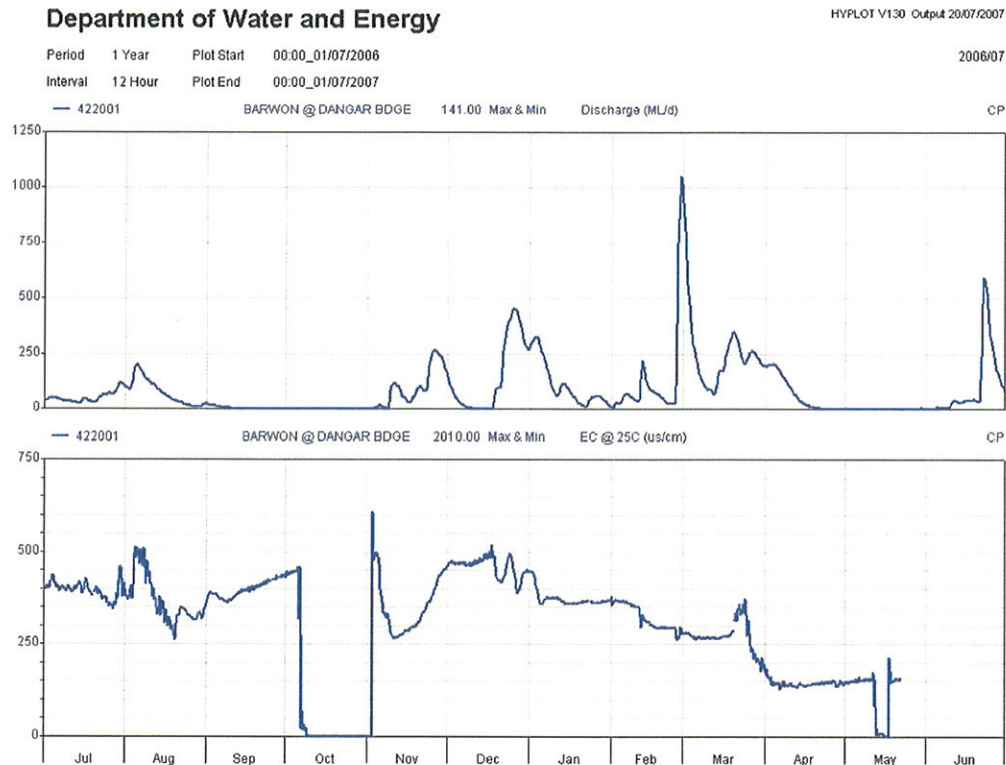


Figure 11 – Discharge & electrical conductivity data for the Barwon River at Dangar Bridge, Walgett.⁶

5.2.3 Response

Salinity levels are influenced both by natural processes and the activities of man. In this context it is important to consider medium and long term salinity trends to determine whether river water quality is declining or improving. Electrical conductivity has been monitored for about ten years, but there is probably insufficient data available to conclusively determine at this stage whether salinity is rising or falling.

Ongoing operation of river monitoring stations by the Department of Water and Energy within the Shire provides essential data for understanding variations in river water quality. The data is also important for providing an indication of whether actions being taken by Catchment Management Authorities and the community are improving river water quality.

⁶ Department of Water and Energy data available from <http://waterinfo.nsw.gov.au/>

5.3 RIVERS – ALGAE

5.3.1 Pressure

Periodic blue green algae blooms within local rivers can degrade water quality and in the most severe cases make water toxic to the extent that it is unsafe for consumption by people or livestock. Causes of blue-green algal blooms include:

- High water temperature (20-30°C).
- High pH (8-10) and low CO₂ concentration.
- Abundant zooplankton (microscopic animals).
- Low nitrogen to phosphorous ratios (less than 29:1).
- High phosphorous levels.
- Calm water conditions.
- Low light intensity.

In 1991 and 1992 water quality in the Barwon-Darling River system received substantial media and community attention when contamination by blue-green algal blooms made the water toxic and unsuitable for consumption by livestock and people. As a result, a State of Emergency was declared for numerous shires, including Moree, Walgett, Brewarrina, Bourke and Cobar.

5.3.2 State

River water samples are collected by Walgett Shire Council staff and analysed by the Department of Water and Energy in Sydney. Sampling is usually undertaken fortnightly in winter and weekly in summer from the Barwon River at Collarenebri, the Barwon River near the Dangar Bridge in Walgett and the Namoi River in Walgett.

High alerts are issued when samples show more than 15,000 algae cells per millilitre, while medium alerts are issued when there are 2,000 to 15,000 cells per millilitre. High and medium algal alerts issued by Department of Water and Energy during 2006-2007 are listed in Table 7.

Table 7 – 2006-07 algal alerts.

(Note: Figures for algae other than blue green algae have not been included. Stated alert level is indicative only).

SAMPLE SITE	DATE	BLUE GREEN ALGAL COUNT	Units	ALERT LEVEL
Namoi R. @ Walgett	4-Jul-06	2,775	cells/mL	Medium
Namoi R. @ Walgett	5-Jul-06	3,270	cells/mL	Medium
Namoi R. @ Walgett	11-Dec-06	9,424	cells/mL	Medium
Namoi R. @ Walgett	12-Dec-06	13,625	cells/mL	Medium
Namoi R. @ Walgett	20-Dec-06	5,558	cells/mL	Medium
Namoi R. @ Walgett	9-Jan-07	26,626	cells/mL	High
Namoi R. @ Walgett	8-Jan-07	6,907	cells/mL	Medium
Namoi R. @ Walgett	16-Jan-07	8,219	cells/mL	Medium
Namoi R. @ Walgett	16-Jan-07	3,415	cells/mL	Medium
Namoi R. @ Walgett	23-Jan-07	27,496	cells/mL	High
Namoi R. @ Walgett	30-Jan-07	4,642	cells/mL	Medium
Namoi R. @ Walgett	30-Jan-07	12,174	cells/mL	Medium
Namoi R. @ Walgett	13-Mar-07	3,585	cells/mL	Medium
Namoi R. @ Walgett	20-Mar-07	8,719	cells/mL	Medium
Namoi R. @ Walgett	27-Mar-07	59,659	cells/mL	High
Namoi R. @ Walgett	3-Apr-07	42,290	cells/mL	High
Namoi R. @ Walgett	17-Apr-07	3,672	cells/mL	Medium
Namoi R. @ Walgett	24-Apr-07	15,401	cells/mL	High
Namoi R. @ Walgett	9-May-07	42,645	cells/mL	High
Namoi R. @ Walgett	14-May-07	9,304	cells/mL	Medium
Namoi R. @ Walgett	22-May-07	13,983	cells/mL	Medium
Namoi R. @ Walgett	12-Jun-07	19,849	cells/mL	High
Barwon R. @ Walgett	10-Jul-06	2,523	cells/mL	Medium
Barwon R. @ Walgett	3-Dec-06	7,077	cells/mL	Medium
Barwon R. @ Walgett	9-Jan-07	2,887	cells/mL	Medium
Barwon R. @ Walgett	16-Jan-07	3,058	cells/mL	Medium
Barwon R. @ Walgett	16-Jan-07	4,340	cells/mL	Medium
Barwon R. @ Walgett	23-Jan-07	7,813	cells/mL	Medium
Barwon R. @ Walgett	30-Jan-07	2,831	cells/mL	Medium
Barwon R. @ Walgett	30-Jan-07	8,946	cells/mL	Medium
Barwon R. @ Walgett	6-Mar-07	2,724	cells/mL	Medium
Barwon R. @ Walgett	27-Mar-07	5,514	cells/mL	Medium
Barwon R.@ Collarenebri	19-Dec-06	12,511	cells/mL	Medium
Barwon R.@ Collarenebri	11-Jan-07	2,831	cells/mL	Medium
Barwon R.@ Collarenebri	30-Jan-07	3,443	cells/mL	Medium

5.3.3 Response

The town water supply for Walgett is drawn from a weir on the Namoi River. As a result, during periods when there are medium or higher algal alerts current for the river, activated carbon is used in the water treatment plant to reduce the toxins in the town's filtered water supply.

Collarenebri's town water supply is drawn from a weir on the Barwon River. The water treatment plant uses a micro-filtration process and, like Walgett, activated carbon is used during periods of medium or higher algal alerts.

6 BIODIVERSITY

6.1 ENDANGERED ECOLOGICAL COMMUNITIES

6.1.1 Pressure

A number of types of woodlands that exist within the Shire have been extensively cleared and modified since the arrival of European man. Fragmentation, overgrazing, weed invasion and alteration of flood regimes, amongst other things, can pose a threat to the long term viability of such ecological communities.

6.1.2 State

The NSW Threatened Species Conservation Act 1995 establishes an independent Scientific Committee, not subject to the control and direction of the Government, to determine which species, populations and communities are to be listed as threatened. That committee has determined that a number of ecological communities which are known to exist within the Shire should be regarded as endangered under the Act. Table 8 summarises the communities listed under that Act.

Table 8 – Endangered ecological communities.

ENDANGERED ECOLOGICAL COMMUNITY	DATE
Artesian Springs Ecological Community	2001
Brigalow-Gidgee woodland/shrubland in the Mulga Lands and Darling Riverine Plains Bioregions	2005
Brigalow within the Brigalow Belt South, Nandewar and Darling Riverine Plains Bioregions	2005
<i>Cadellia pentastylis</i> (Ooline) community in the Nandewar and Brigalow Belt South Bioregions	1998
Carbeen Open Forest community in the Darling Riverine Plains and Brigalow Belt South Bioregions	1999
Coolibah – Black Box Woodland of the northern riverine plains in the Darling Riverine Plains and Brigalow Belt South Bioregions	2004
Myall Woodland in the Darling Riverine Plains, Brigalow Belt South, Cobar Peneplain, Murray-Darling Depression, Riverina and NSW South Western Slopes Bioregions	2005
<p><i>* - An asterisk beside an ecological community listed as Endangered in the Threatened Species Conservation Act, 1995 denotes that the ecological community is also listed as Endangered in the Commonwealth's Endangered Species Protection Act, 1992- indicating the ecological community is endangered nationally.</i></p> <p><i>* Note: The Commonwealth's Endangered Species Protection Act, 1992 has been superseded by the Environment Protection and Biodiversity Conservation Act, 1999.</i></p>	

Under section 78A(8)(b) of the Environmental Planning and Assessment Act 1979, any Development Application which involves land that is critical habitat, or is likely to significantly affect threatened species (listed in Appendix B), populations or ecological communities or their habitat, must be accompanied by a 'species impact statement'. A species impact statement prepared in the manner prescribed under Division 2 of Part 6 of the Threatened Species Conservation Act 1995.

6.1.3 Response

Data on the extent and viability of the various ecological communities within the Shire is incomplete.

6.2 KEY THREATENING PROCESSES

6.2.1 Pressure

The viability of natural populations of flora and fauna are affected by a wide range of variables. As an example, clearing may reduce the extent of a vegetation community which certain animals are dependent upon for food and shelter. Reductions in the area of the vegetation community will in turn decrease the potential for the whole of the previous population of animals to survive.

6.2.2 State

The NSW Threatened Species Conservation Act establishes an independent Scientific Committee, not subject to the control and direction of the Government, to determine which species, populations and communities are to be listed as threatened. That committee has determined that a number of key threatening processes exist within the Shire, as listed in Table 9.

Table 9– Key Threatening Processes.

THREATENING PROCESS	YEAR
Predation by the European Red Fox <i>Vulpes vulpes</i>	1998
Predation by <i>Gambusia holbrooki</i> (Plague Minnow or Mosquito Fish)	1999
Anthropogenic Climate Change	2000
High frequency fire resulting in the disruption of life cycle processes in plants and animal and loss of vegetation structure and composition.	2000
Predation by the Feral Cat, <i>Felis catus</i>	2000
Clearing of native vegetation	2001
Competition and grazing by the feral European Rabbit, <i>Oryctolagus cuniculus</i>	2001
Alteration to the natural flow regimes of rivers and streams and their floodplains and wetlands	2002
Competition from feral honeybees <i>Apis mellifera</i>	2002
Infection of frogs by amphibian chytrid causing the disease chytridiomycosis	2003
Removal of dead wood and dead trees	2003
Competition and habitat degradation by Feral Goats, <i>Capra hircus</i>	2004

Under section 78A(8)(b) of the Environmental Planning and Assessment Act 1979, any Development Application which involves land that is critical habitat, or is likely to significantly affect threatened species (listed in Appendix B), populations or ecological communities or their habitat, must be accompanied by a 'species impact statement'. A species impact statement must be prepared in the manner prescribed under Division 2 of Part 6 of the Threatened Species Conservation Act 1995.

6.2.3 Response

Data on the extent and viability of the various ecological communities within the Shire is incomplete.

7 WASTE

7.1 URBAN WASTE DISPOSAL

7.1.1 Pressure

The main waste depots within the Shire are located near the two largest towns, Walgett and Lightning Ridge. Both facilities will come to the end of their useful life in the short to medium term. Smaller facilities are operated at Burren Junction, Carinda, Collarenebri, Rowena and Come-by-Chance. Substantial expenses are incurred by Walgett Shire Council to establish, operate and maintain the waste depots.

7.1.2 State

The drum muster program, which recycles used agricultural chemical containers, continued operating at the Walgett waste depot. Opportunistic recycling is also undertaken at Walgett and Lightning Ridge waste depots. No kerbside recycling is undertaken in any of the communities within the Shire. Vegetation removed as a result of Council maintenance operations is chipped and reused as mulch where possible.

7.1.3 Response

Walgett Shire Council is in the process of reviewing options for a new waste disposal site at Lightning Ridge. Two preferred sites were identified during the year, but both have been subsequently ruled out due to public opposition during community consultation processes. Work is proceeding to determine a new preferred site prior to further community consultation occurring.

8 NOISE

8.1 DOMESTIC NOISE

8.1.1 Pressure

Noise is rarely regarded as a significant issue within the Shire as there are few substantial noise generating developments. Most problems arise in a domestic context with issues such as a barking dog or loud music. Such issues tend to occur more frequently in association with camp mineral claims on the opal mining fields.

8.1.2 State

Council receives sporadic complaints about the noise created by generators operating at what are perceived as “late” hours by the complainant.

Although the issue is relatively simple in itself, complications arise from community attitudes that vary from acceptance that “it is part of living on the opal fields” through to an expectation that legislative requirements should be rigorously enforced. In some cases it appears that personality conflicts may be a significant factor in the complaint.

8.1.3 Response

In the majority of situations Walgett Shire Council advocates that any party concerned by generator noise should discuss the matter directly with the owner of the generator. The suggested objective of the discussion is to develop a mutually acceptable outcome. Other situations are dealt with on a case-by-case basis.

9 ABORIGINAL AND NON-ABORIGINAL HERITAGE

9.1.1 Pressure

At this stage a Local Environmental Plan, which includes a schedule of heritage items that are of local significance, has not yet been gazetted. A community based heritage study is nearing completion which will include a list of local heritage items recommended for inclusion in a Local Environmental Plan. Until such time as local heritage items have been scheduled they may face greater risk of inappropriate development.

9.1.2 State

There are no items listed in the State Heritage Register as of September 2007 for Walgett Shire. Items recorded by the Australian Heritage Commission in the Register of the national estate database, as of September 2007, are listed in Table 10. Ultimately the present state of heritage items in the Shire is relatively poorly understood.

Table 10 – Sites listed on the Register of the National Estate ⁷.

ITEM	LOCATION	STATUS
Collarenebri Aboriginal Cemetery	Collarenebri	Registered
Cuddie Springs Palaeontological Site	Carinda	Indicative Place
Indigenous Place	Walgett	Indicative Place
Indigenous Place	Brewarrina	Registered
Indigenous Place	Walgett	Indicative Place
Indigenous Place	Walgett	Registered
Lightning Ridge Hot Artesian Bore Baths Pandora St	Lightning Ridge	Indicative Place
Narran Lakes Area	Brewarrina	Registered
Nettleton's Shaft	Lightning Ridge	Registered
Two Mile Creek Rail Bridge	Walgett	Registered
Walgett Courthouse 55 Wee Waa St	Walgett	Registered
Walgett Shire Council Chambers (former) 78 Fox St	Walgett	Indicative Place

9.1.3 Response

Items of local heritage significance are normally listed in a heritage schedule attached to a Local Environmental Plan (LEP), but Walgett Shire currently does not have an LEP. Council's Heritage Adviser, Graham Hall, has prepared a draft list of potential heritage items in consultation with members of the community who had previously participated in Council's now disbanded Heritage Study committee. The list includes buildings in towns and villages and on rural properties, engineering structures, items on the opal fields and moveable items.

During the year letters were written to owners of items included on the draft list informing them that Council was considering the listing item in a heritage schedule attached to the LEP. A comparatively small number of objections were received.

⁷ Register of the National Estate data available from <http://www.environment.gov.au/cgi-bin/ahdb/search.pl>

It is expected that a draft LEP including the heritage schedule will be publicly exhibited within the next 12 months.

10 MORE INFORMATION

For more information on the environmental matters covered in this report the following government agencies, and their web sites, will be of interest.

- Data on threatened species, populations and ecological communities
<http://threatenedspecies.environment.nsw.gov.au/tsprofile/index.aspx>
- NSW Natural Resources Atlas, <http://www.nratlas.nsw.gov.au/wmc/savedapps/nratlas>
- Ecologically Sustainable Development, <http://www.deh.gov.au/esd/>
- NSW government State of the Environment indicators,
<http://soedirect.nsw.gov.au/app/index.jsp>
- Murray–Darling Basin Commission, <http://www.mdbc.gov.au/>
- Aquatic Ecological Community of the lower Darling River
http://www.fisheries.nsw.gov.au/threatened_species/general/content/darling_river
- NSW State Heritage Inventory and State Heritage Register,
http://www.heritage.nsw.gov.au/07_subnav_02.cfm
- Register of the National Estate, <http://www.environment.gov.au/cgi-bin/ahdb/search.pl>
- Public register under the Protection of the Environment Operations Act 1997
<http://www.epa.nsw.gov.au/prpoeo/index.htm>
- River water quality indicators <http://www.waterinfo.nsw.gov.au/>
- Public Register of Approved Clearing PVPs and Development Applications
<http://www.nativevegetation.nsw.gov.au/pams/PublicRegisterSearch.jsp>

For more information on specific issues covered in this report please contact the Manager Planning and Regulation, Matthew Goodwin, at Walgett Shire Council.

APPENDIX A – LICENSED PREMISES

Table 11 lists all premises within Walgett Shire that have current licences issued by the Department of Environment and Conservation under the Protection of the Environment Operations Act 1997.

Table A1 – Licences issued under the PoEO Act 1997 (as of 14 Sept 2006).

LICENCE. No.	LICENSEE NAME	ADDRESS	STATUS
12345	Harris; Bruce	"Avondale" Rowena 2387	Issued
10859	Namoi Cotton Co-Operative Ltd	Merrywinebone Rowena 2387	Issued
10871	Namoi Cotton Co-Operative Ltd	Warren Road Carinda 2831	Issued
12343	P.J. & J.M. Harris Pty. Ltd	Moree Road Rowena 2387	Issued
12466	Walgett Shire Council	Arthur Street Walgett 2832	Issued

APPENDIX B – THREATENED SPECIES

This appendix provides lists of all fauna and flora species that have been recorded as occurring in the Walgett Shire within the Atlas of NSW Wildlife maintained by the National Parks and Wildlife Service.

Table B1 – Threatened fauna species for the Walgett Shire as of 31/8/2005.

CLASS	FAMILY	SCIENTIFIC NAME	COMMON NAME	LEGAL STATUS
Aves	Accipitridae	<i>Erythrotriorchis radiatus</i>	Red Goshawk	E1
		<i>Hamirostra melanosternon</i>	Black-breasted Buzzard	V
	Anatidae	<i>Oxyura australis</i>	Blue-billed Duck	V
		<i>Stictonetta naevosa</i>	Freckled Duck	V
	Anseranatidae	<i>Anseranas semipalmata</i>	Magpie Goose	V
	Ardeidae	<i>Botaurus poiciloptilus</i>	Australasian Bittern	V
	Burhinidae	<i>Burhinus grallarius</i>	Bush Stone-curlew	E1
	Cacatuidae	<i>Cacatua leadbeateri</i>	Major Mitchell's Cockatoo	V
		<i>Calyptorhynchus banksii</i>	Red-tailed Black-Cockatoo	V
		<i>Calyptorhynchus lathami</i>	Glossy Black-Cockatoo	V
	Ciconiidae	<i>Ephippiorhynchus asiaticus</i>	Black-necked Stork	E1
	Climacteridae	<i>Climacteris picumnus</i>	Brown Treecreeper	V
	Estrildidae	<i>Stagonopleura guttata</i>	Diamond Firetail	V
	Falconidae	<i>Falco hypoleucos</i>	Grey Falcon	V
	Gruidae	<i>Grus rubicundus</i>	Brolga	V
	Meliphagidae	<i>Melithreptus gularis gularis</i>	Black-chinned Honeyeater (eastern subsp.)	V
	Otididae	<i>Ardeotis australis</i>	Australian Bustard	E1
	Petroicidae	<i>Melanodryas cucullata</i>	Hooded Robin	V
	Pomatostomidae	<i>Pomatostomus temporalis temporalis</i>	Grey-crowned Babbler (eastern subsp.)	V
	Psittacidae	<i>Neophema pulchella</i>	Turquoise Parrot	V
		<i>Polytelis swainsonii</i>	Superb Parrot	V
	Rostratulidae	<i>Rostratula benghalensis australis</i>	Painted Snipe (Australian subspecies)	E1
	Scolopacidae	<i>Limosa limosa</i>	Black-tailed Godwit	V
	Strigidae	<i>Ninox connivens</i>	Barking Owl	V
Mammalia	Dasyuridae	<i>Antechinomys laniger</i>	Kultarr	E1
		<i>Dasyurus maculatus</i>	Spotted-tailed Quoll	V

CLASS	FAMILY	SCIENTIFIC NAME	COMMON NAME	LEGAL STATUS
		<i>Sminthopsis macroura</i>	Stripe-faced Dunnart	V
	Emballonuridae	<i>Saccolaimus flaviventris</i>	Yellow-bellied Sheath-tail-bat	V
	Muridae	<i>Pseudomys apodemoides</i>	Silky Mouse	E1
		<i>Rattus villosissimus</i>	Long-haired Rat	V
	Peramelidae	<i>Perameles bougainville</i>	Western Barred Bandicoot	E4
	Phascolarctidae	<i>Phascolarctos cinereus</i>	Koala	V
	Potoroidae	<i>Bettongia tropica</i>	Northern Bettong	E4
	Vespertilionidae	<i>Chalinolobus picatus</i>	Little Pied Bat	V
		<i>Vespertilio baueri</i>	Inland Forest Bat	V
Reptilia	Elapidae	<i>Hoplocephalus bitorquatus</i>	Pale-headed Snake	V
	Scincidae	<i>Anomalopus mackayi</i>	Five-clawed Worm-skink	E1

Table B2 – Threatened species of flora for the Walgett Shire as of 31/8/2005.

FAMILY	SCIENTIFIC NAME	COMMON NAME	LEGAL STATUS
Brassicaceae	<i>Lepidium monoplacoides</i>	Winged Peppergrass	E1
Convolvulaceae	<i>Ipomoea diamantinaensis</i>		E1
Fabaceae (Faboideae)	<i>Desmodium campylocaulon</i>	Creeping Tick-trefoil	E1
	<i>Swainsona murrayana</i>	Slender Darling Pea	V
Goodeniaceae	<i>Goodenia macbarronii</i>		V

Table B3 – Legal status of threatened species.

LEGAL STATUS TYPES FOR FLORA & FAUNA (See tables B1 & B2)	
V	Vulnerable
E1	Endangered (Threatened Species Conservation Act 1995)
E2	Endangered (Threatened Species Conservation Act 1995)
E4	Presumed Extinct (Threatened Species Conservation Act 1995)
P	Protected (National Parks and Wildlife Act 1974)
P13	Protected Plants (National Parks and Wildlife Act 1974)

APPENDIX D



WALGETT SHIRE COUNCIL

2006/2007

REPORT ON THE CONDITION OF PUBLIC WORKS

PUBLIC WORKS

PUBLIC BUILDINGS

Council has a total of twenty-two (22) public buildings on which an amount of \$584,255 was expended on maintenance during 2006/2007 in order to maintain them at a satisfactory standard. With regards to public housing Council has twenty-nine (29) dwellings on which an amount of \$160,097 was expended during this period to maintain them at a suitable standard. All of Council's buildings are subject to a cyclic maintenance program to ensure they remain at a satisfactory standard.

Council commenced construction of a community services building in Lightning Ridge, completion of which at a total cost of approximately \$1 million will occur in 2007/08.

PUBLIC ROADS AND BRIDGES

Within the Walgett Shire area there is approximately 2,908kms of public roads Council is responsible for; this includes Council and classified roads, State Highways and Regional Roads. Of this, 690km is sealed with the remainder being gravel or natural formation surfaces. Council is also responsible for 57 bridges within the shire. During 2006/07 Council expended an amount of \$7,366,907 on maintaining and improving these public roads and bridges. The estimate to replace such infrastructure would amount to \$51.4m for \$10.4 m for bridges.

PUBLIC WORKS

Walgett Shire is responsible for water and sewerage in the three larger populated centres that are Walgett, Lightning Ridge and Collarenebri. In addition basic water supply schemes operate in the villages of Rowena and Carinda. An artesian bore, supplying a standpipe is available in the village of Cumborah.

In 2006/07, Council expended a total of \$786,313 on maintenance and operations for the sewer schemes and a total of \$1,618,813 for the water supply schemes. Commencement was made on works subsidised by the NSW Government to allow the Walgett water supply to combat drought periods more effectively. These works will be completed in early 2007/08.

The current replacement costs of the sewerage schemes within the Shire have been estimated at \$11.7m with the water schemes being \$15.9m.

WALGETT SHIRE COUNCIL

SPECIAL SCHEDULE NO 7 CONDITION OF PUBLIC WORKS as at 30th June 2007

Asset Class	Asset Category	Depreciation Rate (%)	Depreciation Expense '000	Cost '000	Valuation '000	Accumulated Depreciation '000	Carrying Value '000	Asset Condition (see Notes attached)	Estimated Cost to bring to a Satisfactory Standard '000	Estimated Annual Maintenance Expense '000	Program Maintenance Works for current year '000
Public Buildings	References	Note 9	Note 4		Note 9				Local Govt. Act 1993, Section 428 (2d)		
	Council Offices	3%	10	391		174	217	4	100	80	130
	Works Depot	5%	18	405		253	152	6	1,000	146	30
	Halls	5%	24	714		383	331	6	300	79	65
	Houses	5%	57	1,152		703	449	5	250	80	65
	Museum	3%	1	61		16	45	6	200		
	Library	3%									
	Shop & Offices	3%	17	702		308	394	4	50	50	20
	Other Structures	3%	135	3,589		1,120	2,469	5	250	80	
	Amenities/Toilets	2%	2	77		24	53	6	300	142	
	Subtotal		264	7,091	-	2,981	4,110		2,450	657	310
Public Roads	Sealed Roads	1%	315	31,661		9,346	22,315	4	3,000	1,565	650
	Unsealed Roads	1%	191	19,267		9,516	9,751	5	5,000	4,115	1,300
	Sealed Roads										
	Structure	1%	11	2,802		26	2,776	3			
	Bridges	1%	104	10,428		3,233	7,195	4	6,000	887	420
	Footpaths										
	Cycleways										
	Subtotal		621	64,158	-	22,121	42,037		14,000	6,567	2,370

This Schedule is to be read in conjunction with the explanatory notes following.

WALGETT SHIRE COUNCIL

SPECIAL SCHEDULE NO 7 - CONDITION OF PUBLIC WORKS (cont) as at 30th June 2007

Asset Class	Asset Category	Depreciation Rate (%)	Depreciation Expense '000	Cost '000	Valuation '000	Accumulated Depreciation '000	Carrying Value '000	Asset Condition (see Notes attached)	Estimated Cost to bring to a Satisfactory Standard '000	Estimated Annual Maintenance Expense '000	Program Maintenance Works for current year '000
Water	References	Note 9	Note 4		Note 9				Local Govt. Act 1993, Section 428 (2d)		
	Treatment Plants	1%	75	2,505	2,880	1,780	1,100	6	300	330	170
	Water Connections	2%	72	822	496	238	258	3		31	22
	Bores	3%	10	320	250	167	83	3	100	2	2
	Reservoirs	2%	83	2,770	4,453	1,903	2,550	3	150	62	21
	Pipelines	2%	260	8,782	16,200	9,430	6,770	5	600	190	45
	Pump Stations	3%	28	931	721	482	239	5	400	124	130
	Subtotal		528	16,130	25,000	14,000	11,000		1,550	739	390
Sewerage	Pump Stations	4%	40	1,335	2,180	931	1,249	5	300	67	70
	Pipelines	3%	224	7,784	10,120	2,860	7,260	5	600	15	70
	Manholes	3%	19	640	77	59	18	5	200	-	-
	Air Vent Stacks	3%	2	117	-	-	-	4	50	-	-
	Treatment Works	3%	55	1,821	1,623	1,050	573	5	300	92	100
	Subtotal		340	11,697	14,000	4,900	9,100		1,450	174	240
Drainage Works	Retarding Basins	1%		10		8	2	4	50	-	-
	Conduits	1%	21	2,073		617	1,456	4	150	-	-
	Inlet & Junction Pits	1%	1	106		30	76	4	20	-	-
	Head Walls	1%		8		2	6	4	50	-	-
	Subtotal		22	2,197	-	657	1,540		270	-	-
Total Classes - All Assets			1,775	101,273	39,000	44,659	67,787		19,720	8,137	3,310

This Schedule is to be read in conjunction with the explanatory notes following.

WALGETT SHIRE COUNCIL

SPECIAL SCHEDULE NO 7 - CONDITION OF PUBLIC WORKS (cont) as at 30th June 2007

"SATISFACTORY" CONDITION OF PUBLIC ASSETS

In assessing the condition of Public Assets Council has had regard to the condition, function and location of each asset, based on the original design standard. Changes in standards or proposed or potential enhancements to the existing asset design standard have been ignored (Code p A702). Assets within each Asset Category have been assessed on an overall basis, recognising that an average standard of "satisfactory" may be achieved even though certain assets may be above or below that standard on an individual basis.

Council recognises that the standard that it considers to be "satisfactory" may be different from that adopted by other Councils.

The information contained in this Schedule comprises accounting estimates formulated in accordance with the NSW Local Government Code of Accounting Practice and Financial Reporting. Nothing contained within this Schedule may be taken to be an admission of any liability to any person under any circumstance.

ASSET CONDITION

The following condition codes have been used in this Schedule.

- | | |
|---|---|
| 1 | Newly constructed |
| 2 | Over 5 years old but fully maintained in "as new" condition |
| 3 | Good condition |
| 4 | Average condition |
| 5 | Partly worn - beyond 50% of economic life. |
| 6 | Worn but serviceable |
| 7 | Poor - replacement required |

APPENDIX E



Walgett Shire Council

Social Plan 2007-2010



TABLE OF CONTENTS

1. Executive Summary	4
1.1 Walgett Shire Council Vision Statement	4
1.2 Executive Summary	4
2. COMMUNITY PROFILE	6
2.1 Population Profile	7
2.2 Walgett Shire Population of Towns and Villages Demographic Summary	8
SECTION A - mandatory target groups	9
3. CHILDREN	9
3.1 Demographics	9
3.2 Current Services in Walgett Shire	9
3.3 Walgett Shire Council operated services	12
3.4 Recommendations	13
4. YOUNG PEOPLE	14
4.1 Demographics	14
4.2 Current Services in Walgett Shire	14
4.3 Walgett Shire Council operated services	17
4.4 Recommendations	19
5. WOMEN	20
5.1 Demographics	20
5.2 Current Services in Walgett Shire	20
5.4 Recommendations	21
6. OLDER PEOPLE	22
6.1 Demographics	22
6.2 Current Services in Walgett Shire	22
6.3 WALGETT SHIRE COUNCIL OPERATED SERVICES	25
6.4 Recommendations	25
7. PEOPLE WITH DISABILITIES	26
7.1 Demographics	26
7.2 Current Services in Walgett Shire	26
7.3 Walgett Shire Council Operated Services	27
7.4 Recommendations	27
8. ABORIGINAL PEOPLE	28
8.1 Demographics	28
8.2 Current Services in Walgett Shire	29
8.3 Walgett Shire Council Operated Services	30
8.4 Recommendations	31
9. PEOPLE FROM CULTURALLY AND LINGUISTICALLY DIVERSE BACKGROUNDS	32
9.1 Demographics	32
9.2 Current Services in Walgett Shire	32
9.3 Walgett Shire Council Operated Services	33
9.4 Recommendations	33
10. ACCESS AND TRANSPORT	34
10.1 Current Services in Walgett Shire	34
10.2 Recommendations	35
11. COMMUNITY DEVELOPMENT	36
11.1 Current Services in Walgett Shire	36
12. EDUCATION, TRAINING AND EMPLOYMENT	37
12.1 Current Services in Walgett Shire	37
13. HEALTH	39
13.1 Current Services in Walgett Shire	39



14. RURAL	41
14.1 Demographics	41
14.2 Current Services in Walgett Shire.....	41
15. HOUSING	42
16. ARTS AND CULTURE	44
16.1 Current Services in Walgett Shire.....	44
16.2 walgett shire council operated servicES	45
17. LIBRARY SERVICES	46
17.1 Current Services in Walgett Shire.....	46
17.2 Walgett Shire Council Operated Services.....	46
18. INFORMATION AND COMMUNICATION	48
18.1 Current Services in Walgett Shire.....	48
19. LEGAL AND SAFETY	49
19.1 Current Services in Walgett Shire.....	49
20. RECREATION	50
20.1 Current Services in Walgett Shire.....	50



1. Executive Summary

1.1 Walgett Shire Council Vision Statement

That the community be able to utilise the opportunities that arise within our environment, to improve their quality of life, while embracing their own culture and social diversity to the benefit of all.

1.2 Executive Summary

The Walgett Shire Community Plan 2007 - 2010 is an update of the 2003 - 2006 Walgett Shire Community Plan/Profile.

This plan was developed by Walgett Shire Council in consultation with community groups who were invited to submit comments.

These community groups were given the opportunity to raise concerns regarding community strengths and issues and to explore meaningful and appropriate solutions.

The following organisations provided comments:-

- *Walgett Community College.*
- *Lightning Ridge Community Facilitator.*
- *Walgett Community Working Party.*
- *Lightning Ridge Home and Community Care.*

This document has been prepared with reference to the "Release of the Social/Community Planning and Reporting Guidelines", Circular 98/41 released by the Department of Local Government on 20 May 1998.

The Plan aims to recognise and build on the existing Council efforts to promote the well-being of all community members and meet their needs through effective social planning.

Social/community planning is a vital corporate tool to help Councils increase their accountability, guide the future of their communities and develop effective planning partnerships with other government and non-government agencies.

Walgett Shire Council is committed to co-operating with the Murdi Paaki Regional Council, Community Working Parties and Interagency Structures within the Council of Australian Government (COAG) Trial. The COAG Trial is an agreement, signed by Federal, State and Local Governments, to work in partnership by setting a workable structure to address local issues. The COAG Trial is due to end on 30th November, 2007. It is anticipated these partnerships will continue working within the established structures.

Social or Community Planning is an evolving process. It involves continual updates, assessment, planning, implementation, monitoring and review. The Plan will regularly be updated as social objectives are achieved, new strategies emerge and as the community evolves and changes.

The mandatory target groups for Council's Social Plan are as follows:-

- Children
- Young People
- Women
- Older People
- People with Disabilities
- Aboriginal People
- People from Culturally and Linguistically Diverse Backgrounds (CALD)



2. COMMUNITY PROFILE

Walgett Shire Local Government Area is located in the far north west of New South Wales and covers an area of 22,007 square kilometres.

Walgett Shire borders with Queensland to the North, Moree Plains and Narrabri to the East, Coonamble to the South and Brewarrina to the West.

The Shire is located on Gamilaraay country in the southern and eastern sector, and to the north is on Yuwaalaraay country. Acknowledgement of the traditional land is displayed on signs along main roads entering into the Walgett Shire.

The Shire is geographically on the productive black-soil plains of New South Wales, part of which is in the Central Division and part in the Western Division. In the north and north west of the Shire is opal bearing country.

Council's Administrative Building is located in Walgett, on the Castlereagh Highway, 275 kilometres north of Dubbo. Walgett township is situated near the junction of the Namoi and Barwon Rivers.

Walgett Shire comprises of thirteen towns / villages / hamlets spread throughout the Shire. There are seven villages and two rural divisions and the preserved opal fields of Grawin, Glengarry and Sheepyard. Each community has its own identity, through cultural expression, cultural diversity and economic structures and development.

Income is derived from traditional farming and grazing activities, together with cotton and other irrigated crop production. Opal mining, tourism, and service industries are other sources of income for residents of the Shire.

The drought has had an impact on the Shire over these years, as it has on other areas in remote and rural Australia. This has certainly affected employment opportunities within and around the Shire.



2.1 Population Profile

The population of the Shire is very difficult to collate due to the high number of people in the mining areas and the Aboriginal communities who chose not to complete the census. There are also a number of people who reside in the mining areas for different periods of the year but whose main residence is in other Local Government Areas.

The ABS Postal Area Population Estimate in 2006 showed the Walgett Local Government Area population to be 7503.

All statistics below are collated from the 2006 Census QuickStats - Postal Area.

TOWN	AGE 0-14	% 0-14	AGE 15-24	% 15-24	AGE-over 55	% over 55	Population
Walgett	611	22.9	308	11.1	624	22.4	2782
Lightning Ridge	528	20.3	204	7.8	897	34.5	2602
Collarenebri	254	25.7	101	10.2	236	23.9	988
Carinda	157	21.6	82	11.3	184	25.3	728
Rowena	51	18.7	25	9.2	48	17.6	273
Burren Junction	27	20.7	10	7.7	37	28.5	130
TOTALS	1628	21.5	883	11.5	2026	27.0	7503

All statistics below are collated from the 2006 Census QuickStats- Postal Area.

TOWN	MALE	%	FEMALE	%
Walgett	1537	55.2	1245	44.8
Lightning Ridge	1474	56.6	1128	43.4
Collarenebri	528	53.4	460	46.6
Carinda	378	51.9	350	48.1
Rowena	167	61.2	106	38.8
Burren Junction	68	52.3	62	47.7
TOTALS	4152		3351	

Statistics below are collated from the 2006 Census Quick Stats – Postal Area.

Indigenous persons (comprises Aboriginal and Torres Strait Islanders)

TOWN	PERSONS	POPULATION %
Walgett	990	35.6
Lightning Ridge	554	21.3
Collarenebri	374	37.9
Carinda	249	34.2
Rowena	17	6.2
Burren Junction	20	15.4
TOTAL	2204	

Total persons	1991	1996	2001	2006
Male	4596	4843	4678	4152
Female	3612	3707	3632	3351
Persons	8208	8550	8310	7503

2.2 Walgett Shire Population of Towns and Villages Demographic Summary

Statistics below are taken from the 2006 Census QuickStats – Postal Area.

Principal Towns	Population Summary
Walgett	1537
Lightning Ridge (including residents on opal fields adjoining the town)	1474
Collarenebri	527
Villages	
Burren Junction	20
Carinda	249
Come By Chance	n/a
Pokataroo	n/a
Cumborah	n/a
Rowena	29
Hamlet of Cryon	n/a
Grawin	Itinerant - mining village –n/a
Glengarry	Itinerant – mining village –n/a
Sheepyard	Itinerant - mining village –n/a



SECTION A - mandatory target groups

3. CHILDREN

3.1 Demographics

The Australian Bureau of Statistics group children as being aged 0-14.

Statistics are taken from the 2006 Census QuickStats - Postal Area.

Collated statistics show 22.8% of the population or 1628 people are aged between 0-14 years.

3.2 Current Services in Walgett Shire

Education

Education Facilities in the Walgett Shire include:-

Burren Junction Primary School	Kindergarten to year 6
Carinda Primary School	Kindergarten to year 6
Collarenebri Central School	Kindergarten to year 12
Lightning Ridge Central School	Kindergarten to year 12
Rowena Public School	Kindergarten to year 6
Walgett St Joseph's Primary School	Kindergarten to year 6
Walgett Community College	
• Primary School	Kindergarten to year 6
• High School	Years 7-12
• Distance Education Centres	Kindergarten to year 12

Data collected in May 2007 from the schools in the towns in the Shire showed enrolment as:

Burren Junction	41
Carinda	14
Collarenebri	120
Lightning Ridge	423
Rowena	28
Walgett Primary	100
Walgett Primary Distance Education	50
Walgett High School	126
Walgett High Distance Education	30
Walgett St. Joseph's Catholic School	183
Walgett High Distance Education	30

Health Services

Health Services in the Walgett Shire include:-

Collarenebri Health Service
 Lightning Ridge Health Service
 Walgett Health Service
 Walgett Aboriginal Medical Service
 Outback Division of General Practitioners



Long Day Care Centres

Long Day Care Centres are based in Walgett and Lightning Ridge. Coolabah Kids, the Walgett Pre School and Long Day Care Centre, opened in February 2007 and is a community owned centre that provides care for children 6 weeks to 12 years. Childcare is available from 8.00am-6.00pm week-days only

For further information contact the Director of Coolabah Kids on 68283387

Little Diggers Child Care Centre is a privately owned centre operated in Lightning Ridge and offers Pre School for children aged 3 to 5 years and a day care centre for children aged 2 to 5 years. Childcare is available 8.30a.m.-6.30pm week days only

For further information contact the Director of Little Diggers Child Care Centre on 68292929

Pre-Schools

Pre schools operate in Burren Junction, Collarenebri, Lightning Ridge and Walgett for children aged 3-5 years.

- Burren Junction Pre School is open Wednesday and Friday from 9am to 3.30pm.

For further information please contact the Director of Burren Junction Pre School on 6796 1245

- Collarenebri Pre-School is open Tuesday, Wednesday and Thursday from 9.30am to 3pm.

For further information please contact the Director of Collarenebri Pre School on 6756 2093

- Lightning Ridge Pre- School is open Monday to Friday from 8am to 3.30pm.

For further information please contact the Director of Lightning Ridge Pre School on 6829 0626

- Coolabah Kids Pre School in Walgett is open Monday to Friday from 8.45am. to 2.45pm

For further information please contact the Director of Coolabah Kids on 6828 3387

- Koolyangara Pre School in Walgett is open Monday to Friday from 8.30am to 4.15pm

For further information please contact the Director of Koolyangara Pre School on 6828 1759

- Birraleegal Goondi in Walgett is open Monday to Thursday from 9am to 3pm

For further information please contact the Director of Birraleegal Goondi on 6828 2841

Vacation Care

Vacation Care in Walgett is provided by Goonimoo Children's Services at the Walgett Youth Centre.

For further information please contact the Director of Goonimoo Children's Services at the Walgett Aboriginal Medical Service on 6828 1611



Playgroup

Playgroup sessions are organised in a voluntary capacity by parents in towns and villages across the Shire for children aged 0-5 years.

Mission Australia's McKillop Rural Community Services

McKillop Rural Community Services offer support for children and their families in Walgett and Lightning Ridge. Their services currently include the following programs:

Brighter Futures

This program offers Early Intervention support, referral and brokerage for families with children aged 0-5 years in Walgett and Lightning Ridge.

REACH Early Intervention

REACH Early Intervention offers support and referral for children with learning difficulties 0-5 years across the Shire. Activities such as playgroups involving families are organised on a regular basis.

Re-connect Program

This program is directed at children in years 6, 7 & 8 who are experiencing difficulties at school in Collarenebri, Lightning Ridge and Walgett.

For further information contact McKillop Rural Services on 6882 5949.

Department of Community Services

Department of Community Services are based in Walgett and offers support and a referral service across the Shire for families with children aged 0-16 who are at risk and children with disabilities.

Domestic Violence Refuges

Domestic Violence Refuges for women and young children are located in Lightning Ridge and Walgett.

Walgett:	Barwon Cottage
Lightning Ridge:	Coorcoron Cottage

3.3 Walgett Shire Council operated services

Youth Centres

Youth Centres are located in Walgett, Collarenebri and Lightning Ridge and offer after school care with planned activities for children aged 5 to 17 years.

For further information contact the Youth Development Officer on 6828 6126

Vacation Care

Vacation Care is available in Lightning Ridge, Collarenebri and Grawin during the school holiday periods for children aged 5 to 12 years. The locations are-

Collarenebri:	Town Hall
Grawin:	Club in the Scrub
Lightning Ridge:	Youth Centre -Ella Nagy Hall

For further information contact the Youth Development Officer on 6828 6126

Family Day Care

Family Day Care offers home based childcare in Walgett, Lightning Ridge and Collarenebri for children aged 0-12 years and is the only recognised home based service in the Shire.

The service is licensed through the Department of Community Services. Children's services advisors visit from the Department on a regular basis and the service undergoes the process of accreditation with the National Childcare Accreditation Council on an annual basis.

Vacancies are occasioned by a lack of Carers rather than the lack of children. Ongoing advertising campaigns are necessary to continue to recruit additional Carers.

The Family Day Care Cottage is located at 45 Pitt Street Walgett.

For further information contact the Co-ordinator of Walgett Shire Family Day Care on : 6828 6189

Library Services

Libraries are located in Walgett and Lightning Ridge.

These services are utilised by members of our community. Both libraries have designated children's areas with books and other resources available. Story time is held in both libraries at regular intervals. Visits to the libraries for planned activities can be organised with the relevant library officers. Both libraries are open 15 hours per week.

<i>For further information contact:</i>	<i>Lightning Ridge Library:</i>	<i>6829 0005</i>
	<i>Walgett Library:</i>	<i>6828 6103</i>

Library deposit stations are located in:

- Burren Junction Post Office, Alma Street, Burren Junction.
- Carinda General Store, Colin Street, Carinda.
- Collarenebri C.W.A. Rooms, Wilson Street, Collarenebri.

3.4 Recommendations

- 3.1.1 That Walgett Shire Council continue to ensure that children residing in and visiting the Shire have access to a range of quality care, educational and social facilities and services.
- 3.1.2 That Council support the Family Day Care Service to establish in-home care services. Council continue to seek family day carers, and ensure that information regarding the New Carer's grant for assistance in the set up costs for family day care is promoted and made available for prospective carers
- 3.1.3 That Council prepare a cost analysis and undertake a feasibility study for establishing a centre based child care service at the Family Day Care Cottage located in Pitt Street.
- 3.1.4 That Council investigate the opportunities for work based placements at the Long Day Care Centre to assist in attracting and retaining skilled staff.
- 3.1.5 That Council pursue opportunities for available grants and subsidies to improve facilities and further activities at our Youth Centres.
- 3.1.6 That Council continue to maintain and provide facilities, including playground equipment, that meet Australian Standards for all the community



4. YOUNG PEOPLE

4.1 Demographics

Young people are defined as people aged between 15 and 24 years who have individual needs requiring support and assistance in the transition from childhood to adulthood.

Statistics are from the 2006 Census QuickStats –Postal Area.

Collated statistics show 11.5% of the population or 883 people are aged between 15 and 24 years.

Young people are a diverse group and include high school students, those who are dependent on the family, those living independently and those who are establishing families.

Accurate enrolment figures are difficult to collate due to the transience of some community families.

4.2 Current Services in Walgett Shire

Education

Education Facilities for young people in the Walgett Shire include:-

- | | |
|---|-------------------------|
| • Collarenebri Central School | Kindergarten to year 12 |
| • Lightning Ridge Central School | Kindergarten to year 12 |
| • Walgett Community College High School | Years 7-12 |

'School to Work' programs is currently in progress with five students in partnership with the Walgett Community College to assist young people to gain employment at a local level when they complete their formal education.

TAFE also offers further education opportunities at campuses located at Lightning Ridge and Walgett. Courses can be structured according to demand.

For further information contact TAFE on 6828 1911

Activities

Police Citizen's Youth Club

The PCYC currently operate a pilot program from a van equipped with play stations, TV screens, sporting equipment and BBQ in Walgett on a fortnightly basis and also travel to Collarenebri and Goodooga during the school holiday period. Council has allocated \$40,000 per annum commencing 1st July 2007 to assist PCYC remaining in the Shire on a permanent basis and expand their service provision to all towns and villages in the Shire. Further funding is being sought to allow the employment of a permanent PCYC co-ordinator for the Castlereagh Local Area Command and to allow the van to visit other locations in the Castlereagh Local Area Command at regular intervals. The PCYC staff are supported by Council staff at activities each fortnight, and also by the Sport and Recreation Officer and various volunteers.

For further information contact the Chairman of the PCYC committee on 6828 3763



Department of Sport and Recreation

The Department of Sport and Recreation employs a project officer who is based in the township of Walgett. Programs are offered for youth in Walgett and Lightning Ridge. Council has formed a partnership with the Department of Sport and Recreation to offer sports related activities and training opportunities for youth and volunteers in the Shire

For further information contact the Sport and Recreation Project Officer on 6828 3763

Youth Off The Streets

YOTS recently received funding from FACSIA to establish programs for youth aged 14-24 years over a two year period. Two YOTS youth support workers will be located in Walgett. It is planned that the youth support workers will work with existing service providers and commence activities in July 2007. Council has budgeted an amount of \$15,000 to support YOTS commencing in Walgett.

Blue Light Discos

Blue Light Discos are a police initiative and are held regularly in the township of Lightning Ridge. These are organised by the local police and volunteers and are held at the Lightning Ridge Bowling Club for young people.

For further information contact the Lightning Ridge Police Force on 6829 9799

Blue Reelers

Blue Reelers are a police initiative and show recently released films at no cost in all towns throughout the Shire on a regular basis for families and children

For further information contact the Walgett Police Force on 6828 6899

Volunteer Activities

There are a number of volunteer activities for youth that operate throughout the Shire. These include Little Athletics, Junior Football, Basketball, Netball, Soccer, Cricket, Tennis, Swimming and Pony Clubs.

Lightning Ridge Community Church

The Lightning Ridge Community Church provides occasional holiday activities including music and singing for young people in Lightning Ridge.

Murdi Paaki Program

The Murdi Paaki Program provides holiday activities for youth in Collarenebri during the school holiday period. This is run in conjunction with the Vacation Care Program and with the Council Youth workers.



Sporting Clubs and Facilities include tennis courts, squash courts, golf course, bowls, netball, cricket, rugby union

Collarenebri Golf Club	Manages and maintains the golf course
Collarenebri Club	Manages and maintains the bowling greens
Lightning Ridge Bowling Club	Manages and maintains the bowling greens
Lightning Ridge Golf Club	Manages and maintains the golf course
Walgett Returned Soldiers League Club	Manages and maintains the squash courts
Walgett Sporting Club	Manages and maintains the golf, bowling, tennis and netball facilities
Walgett Rugby Union Club	Situated adjacent to No. 2 oval
Cricket Clubs	Cricket competitions occur each summer in each town and village
Burren Junction, Carinda, Grawin, Rowena	Facilities established by volunteers include golf and tennis

These facilities are generally able to be accessed by school groups and other youth organisations by contacting the relevant club management.

Bore Baths, Swimming Pool and Theme Parks

Bore Baths are located in Lightning Ridge, Walgett and Burren Junction and are maintained by Council. These services are provided free of charge.

Swimming Pools located in Walgett and Collarenebri are currently contracted to private contractors and are maintained under Council's management.

Swimming Pools located in Carinda and Burren Junction are maintained by Council and managed by volunteers and community groups.

Lightning Ridge Swimming Pool and Theme Park is privately operated and subsidised by Walgett Shire Council.

Swimming Clubs offer training opportunities for young people at the pools each summer. The schools in each town access the pools for sports days and carnivals.

The pools are used as venues for providing activities for young people during the hot summer months with an extension of opening hours until the end of April due to climate change.

Department of Juvenile Justice

Juvenile Justice works with children who are on Court Orders. Youth Justice Conferencing facilitators are also available to work with young offenders

For further information please contact the Walgett Juvenile Justice office on 68282010

Centrelink

Centrelink offices are located in Lightning Ridge and Walgett and offer support for young people living in the Shire.



Greater Western Health Area Service (GWAHS)

Health Services are located in Collarenebri, Lightning Ridge and Walgett. Young people are able to access community health and specialist services from these locations. Outreach community health is offered at Carinda on a regular basis.

GWAHS offer varying health related programs focussing on young people.

For further information please contact the Health Services at:

<i>Collarenebri</i>	<i>6756 4888</i>
<i>Lightning Ridge</i>	<i>6829 9900</i>
<i>Walgett</i>	<i>6828 6000</i>

Walgett Aboriginal Medical Service (WAMS)

Community Health Staff offer varying health care programs for young people living in the Shire.

For further information please contact WAMS on 6828 1611

4.3 Walgett Shire Council operated services

Parks, Playing Fields and Ovals, Race Courses and Show Grounds

Council owns and maintains parks, playing fields, ovals in each town and village in the Shire. It is responsible for managing and maintaining the race courses and/or show grounds in Carinda, Collarenebri, Lightning Ridge, and Walgett. Council is currently reviewing the number of parks and open spaces within the Shire with a plan to upgrade the standard of some parks whilst reducing the overall number of parks by reason of limited use throughout the Shire.

Council is committed to maintaining all sporting ovals taking into account the harsh weather conditions and Council's available resources.

Council is currently in the process of auditing all playground equipment in the Shire. A five year replacement program is currently within the Council's Management Plan for 2007/2008-2011/2012 to replace all playground equipment in the Shire that currently does not meet Australian Standards (AS 4685).

Funding is regularly sought by Council for specific projects relating to parks and playing fields.

Funding will be sought through grant applications to assist with a replacement program for equipment established for parks and playing fields throughout the Shire.

These above facilities are able to be booked by contacting:

Council's Customer Service Officer – Lands on 6828 6117



Youth Development Officer

Council employs a Youth Development Officer who is responsible for co-ordinating staff and overseeing all activities and programs organised for the young people at the Youth Centres, Vacation Care Programs, Youth Week, Youth Harmony Days, and other relevant activities. The Youth Development Officer also works with other organisations such as Sport and Recreation, Mission Australia, Murdi Paaki, Youth off the Streets, Walgett Aboriginal Medical Service, Primary and High Schools, PCYC and the local Police to provide quality programs and activities for the youth in the Shire.

The Youth Development Officer pursues funding opportunities for any activities or services associated with Youth across the Walgett Shire.

For further information please contact the Youth Development Officer on 6828 6126

Youth Centres - located in Walgett, Collarenebri and Lightning Ridge

After school activities are organised by Council youth workers for children aged between 5-17 years of age. Activities include sport, cultural, music, film, dance, art and craft. Other youth orientated and visiting organisations and artists also work with the youth at the youth centres. Vacation Care programs are also located at the Youth Centres.

- The Youth Centre in Walgett operates from 3-6pm Monday to Thursday.
- The Youth Centres in Collarenebri and Lightning Ridge operate from 3-6pm Monday to Thursday during school terms and provide vacation care during the school holidays from 9am-1pm and

Structured programs are coordinated at the Youth Centres and partnerships with organisations such as Department of Sport and Recreation, Murdi Paaki and Community Churches have been established. In addition, BEST Employment coordinates workplace training from the Walgett Youth Centre.

Walgett Youth Centre is currently investigating a "No School –No- Youth Centre" policy that will assist in addressing school truancy issues.

Library Services

Libraries are located in Walgett and Lightning Ridge

These services are utilised by young people of all ages and have Information Technology available for research purposes.

For further information please contact:

<i>Lightning Ridge Library:</i>	<i>68290 0005</i>
<i>Walgett Library:</i>	<i>6828 6103</i>

Deposit stations are located in Burren Junction, Carinda and Collarenebri and have a range of books available for young people. The deposit stations are operated by volunteers.



4.4 Recommendations

- 4.1.1 Council continues to support services for young people aged 14-24 years.
- 4.1.2 Council support programs initiated by Government agencies that address alcohol and substance abuse by young people.
- 4.1.3 Council support the establishment of 'drop in' centres with in the Shire for young people where they can avail themselves of information, encouragement and support.
- 4.1.4 Council with the support of Education staff encourage students to participate in the School to Work program.
- 4.1.5 Council promote and implement the 'School to Work' Program to all businesses in the Shire, through it's Economic Development Officer, Aboriginal Liaison Officer and the Community Liaison Officer.



5. WOMEN

5.1 Demographics

Statistics are taken from the 2006 census QuickStats – Postal Area.

Collated statistics show 44.8% of the population or 2251 people were female.

By contrast 55.2% of the population or 4152 were males.

Social indicators demonstrate that women not only have lower socio-economic status, but have less employment and educational opportunities, lower incomes, are poorly represented in high status occupations and high income brackets and are over represented in part-time and casual work.

For many women, lack of accessible and affordable child care restricts their opportunities to gain employment.

5.2 Current Services in Walgett Shire

There are very few women specific services in Walgett Shire. Some services offered include:

Health Services

Walgett and Lightning Ridge Health Services offer:

- Women's Health Nurse
- Sexual Assault Nurse

General Practitioner

A female General Practitioner visits Walgett and Lightning Ridge for appointments at regular intervals.

Appointments can be made by contacting:

Walgett Aboriginal Medical Services -	6828 1611
Walgett Medical Practice-	6828 2133

Women's Safe Houses

- Barwon Cottage, Walgett
- Coocoran Cottage, Lightning Ridge

Yawarra Meamei Women's Group

Yawarra Meamei Women's Group, Lightning Ridge provide information, advice, referral, court support and host a women's group in conjunction with the Lightning Ridge and Regional Trans Cultural Centre once per month.

For further information contact the Co-ordinator on 6829 2014



Domestic Violence Organisations

- Walanbaa Yinnar Vharoo – The Walgett Violence Prevention Unit provides legal advice, support and assistance to women.
- A Domestic Violence Counselor visits Walgett at monthly intervals for referrals and appointments.

For further information contact the Co-ordinator on 6828 3143

Country Women's Association

The Country Women's Association has members across the Shire and holds monthly meetings in Collarenebri, Lightning Ridge and Walgett. The CWA holds fund raising activities, supports drought relief programs and offers scholarships to local medical students.

5.4 Recommendations

- 5.1.1 Shire Council support initiatives by the Health Services to recruit family and domestic violence counsellors.
- 5.1.2 Council continue to support proposals to increase the availability of accessible and affordable child care throughout the Shire.



6. OLDER PEOPLE

6.1 Demographics

Statistics are taken from the 2006 Census QuickStats – Postal Area.

Collated statistics show 27% of the population or 2026 people were aged 55 years or over.

The average age of Australians is increasing and the with the retirement of the 'baby boomers' ageing of the population is forecast to increase even further over the coming years.

The 'aged', 'older persons', 'senior citizens', 'elderly' are all terms used by society to describe people judged by society to be advanced in years in comparison with others.

These terms are influenced by government references when attempting to categorise people for retirement incomes, pensions, and concession rates for government services.

6.2 Current Services in Walgett Shire

There are many services for the older residents of Walgett Shire. These services are usually Home and Community Care funded and concentrate on people who are frail aged and/or disabled.

Health Service Care

Acute health care, community health care, palliative care, emergency care and ambulance services are located at Collarenebri, Lightning Ridge and Walgett Health Services. The three Health Services all offer periods of respite care for people who are frail/aged and people with disabilities.

For further information please call:

<i>Collarenebri Health Service</i>	<i>6756 4888</i>
<i>Lightning Ridge Health Service</i>	<i>6829 9900</i>
<i>Walgett Health Service</i>	<i>6828 6000</i>

Community Health

Walgett and Lightning Ridge Health Services provide domiciliary and palliative care nursing to clients in all towns and most villages in the Shire.

The Greater Western Area Health Service's Mental Health Team provides support, information and referrals for people with Mental Health disabilities.

For further information please contact:

<i>Walgett Health Service</i>	<i>6828 6000</i>
<i>Lightning Ridge Health Service</i>	<i>6829 9900</i>



Home Care

- Home Care Service of NSW has offices in Walgett, Collarenebri and Lightning Ridge and service provision is offered across the Shire.

For further information please contact the Co-ordinators on:

<i>Collarenebri and Walgett</i>	<i>6828 1338</i>
<i>Lightning Ridge</i>	<i>6829 0711</i>

- North West Area Community Options have offices Walgett, Collarenebri and Lightning Ridge and provides case management to clients across the Shire.

For further information please contact the North West Community Options Co-ordinator on 6756 2547.

- Ngangana Aboriginal Home Care are available in Walgett, Lightning Ridge and Collarenebri.
- Ngangana, Aboriginal Community Options provides case management to aboriginal people in the communities of Walgett, Lightning Ridge and Goodooga.

For further information please contact the Ngangana Aboriginal Home Care Co-ordinator on 6828 1212.

Hostels for the Aged

- Kookaburra Court Aged Accommodation Hostel offers full time supported accommodation for 8 residents. When accommodation is available respite care may also be offered.
- Wallengulla Aged Care Units in Lightning Ridge provide accommodation for up to 12 people who are aged.
- Earls Court in Collarenebri consists of 4 single units and 4 double units and is available for Aboriginal people who are aged.

ACAT Nurse

An Aged Care Assessment Team nurse works across the Shire from the Walgett Health Service and provides nursing home and hostel assessment and support for families in the Shire with ageing members.

For further information please contact the Walgett Health Service on 6828 6000.



Day Care Services / Social Club

Day Care offers centre based activities, information, support and outings for people who are aged and/or disabled in the community

- Balyarta Day Care Centre is attached to Walgett Hospital/Health Services. Different age groups meet at Balyarta on different days. The Coordinator also visits Collarenebri and Burren Junction regularly to offer Day Care services.
- A Seniors Social Club meets in Balyarta weekly.
- The Day Care Centre in Lightning Ridge is auspiced by the Home Care of NSW, and operates from the Lightning Ridge Bowling Club.

For further information please contact:

Walgett	The Co-ordinator	6828 6000
Lightning Ridge	The Co-ordinator	6829 0711

Meals on Wheels Services

Meals on Wheels (Mobile Food Services) are available in Walgett, Lightning Ridge and Collarenebri. Frozen meals are also available for aged residents across the Shire.

For further information please contact the Community Options Co-ordinator on 6756 2247

Ngangana Aboriginal Meals on Wheels Services provides Meals on Wheels to aboriginal people who live in Collarenebri, Lightning Ridge and Walgett.

For further information please contact the Co-ordinator on 6828 1212

Community Transport

Community Transport offers limited service provision for shopping in Walgett and Lightning Ridge and limited health related transport from Walgett and Lightning Ridge only to major centres.

For further information please contact the Co-ordinator on 6829 1309

Care Services

- Yarrabin Outreach offers respite care in Walgett, Collarenebri and Lightning Ridge.
- Walgett Aboriginal Medical Service provide primary health care, community health care, health promotion, health education and health related transport to their clients.
- Outback Division of General Practice provides general health care, promotion and physical activities such as aqua-aerobics.
- Legacy (and local legatees) provide support to widows and children of war veterans in Walgett and Lightning Ridge.
- Returned Soldiers League provides support and referral advice to Returned Service Men and their families across the Shire.



Aboriginal Elders

Walgett Dharriwaa Elders Group promotes Aboriginal culture and understanding in the Walgett Community

For further information please contact the Elders Group on 6828 2619

Clubs

A number of Clubs throughout the Shire offer activities for older people. These include:

- RSL Clubs in Collarenebri, Lightning Ridge and Walgett
- Lightning Ridge Bowling Club
- Walgett Sporting Club

6.3 WALGETT SHIRE COUNCIL OPERATED SERVICES

While Council does not operate services for Older People, the services that are available in the Walgett Shire are supported by Council.

6.4 Recommendations

- 6.1.1 Council support initiatives to meet the demand for facilities and services in aged care including housing, personal care, transport and recreational needs.
- 6.1.2 Council support proposals to increase service provision of programmes aimed at the 'well' aged to assist them to remain at home in order that they can continue to self-care.
- 6.1.3 Council support funding submissions by organisations and agencies for Independent Living Unit Accommodation.
- 6.4.4. Council support proposals for increased mental and general health care agencies for ageing people through the State and Commonwealth Government for residents of the Shire.



7. PEOPLE WITH DISABILITIES

7.1 Demographics

Community Profile Information from the 2006 ABS Census will not be available until the end of October 2007.

Disabled Support Pension Recipients 1995-2000	1995	1996	1997	2000
Disabled Support Pension Recipients	462	465	487	493
Child Disability Allowance				66
Care Payment				40
TOTAL				599

Source: - Department of Social Security / Note: 2001 Data Centrelink 2000 Qtr 2

The high growth rate of older age groups has created a corresponding increase in demand for community support, medical, hospital, and geriatric services and nursing home and hostel accommodation.

Additional pressure is placed on families, friends, and neighbours to provide care to people whose functional abilities have diminished as a result of ageing.

Government funding now supports people to remain in their own homes in the community for as long as possible and recognizes that provision of community support services is less costly than providing supported accommodation.

7.2 Current Services in Walgett Shire

There are many services for the residents of Walgett Shire who are frail aged and/or disabled.

For further information please refer to services listed in this document for Older People

Children with Disabilities

- There are approximately 25 disabled children who are clients of the Department of Community Services. These children are from Walgett, Lightning Ridge, Collarenebri and Coonamble
- NOVA Employment is a Commonwealth funded program that provides employment opportunities and training for people with disabilities in the hospitality industry in CAFÉ 64 located in Wee Waa Street, Walgett.

For further information please contact the Manager of NOVA Employment on 6828 3440.



- REACH Early Intervention provides information, support and referral for families of children with disabilities in the Shire

For further information please contact McKillop Rural Services on 68825949

- Mission Australia's Housing and Supported Information –level 2 - program provides support and referral for people with mental health issues in Walgett and Lightning Ridge.

For further information please contact the Co-ordinator on 6882 5949

7.3 Walgett Shire Council Operated Services

While Council does not operate services for People with Disabilities, the services that are available in the Walgett Shire are supported by Council.

7.4 Recommendations

- 7.1.1 Council support agencies seeking funding possibilities that will enable the opportunity to increase health related transport across the Shire.
- 7.1.2 Council support organisations and agencies to increase Allied Health, Mental Health and Therapy Service provision across the Shire.
- 7.1.3 Council develop, as a priority, a Disability Action Plan through a process of consultation with people with disabilities, service providers and the community to enable compliance with planning needs.
- 7.1.4 Council provide disabled access to all Council owned buildings.
- 7.1.5 Council support and give encouragement to people with disabilities so that they are aware of available staff training opportunities



8. ABORIGINAL PEOPLE

8.1 Demographics

Walgett Shire Council respectfully acknowledges the Aboriginal people of the Shire.

By striving towards a common sense of purpose, working together through issues and sharing experiences, we believe that reconciliation will be advanced at the local level. The community, as a whole, will then be better informed about Aboriginal and Torres Strait Islander aspirations and concerns.

Reconciliation activity at the local level is essential to the future of a better society. Change for the better comes about when local communities have an opportunity to participate in change. We need to identify the common ground and develop with quality the nature of our relationship.

Statistics collated from the 2006 Census QuickStats - Postal Area show that 2204 Aboriginal people live in the Shire. This is 29.37% of the total population.

ABS 2006 data indicates there is a continuing increase in the number of indigenous people who live in the Walgett Shire. The Australian Bureau of Statistics suggests that the increase in population counts is partly due to an increasing willingness to self-identify and to report all members of the household as being Aboriginal or Torres Strait Islander (ATSI).

Statistics below are taken from the 2006 Census Quick Stats – Postal Area
Indigenous persons (comprises Aboriginal and Torres Strait Islanders)

TOWN	PERSONS	POPULATION %
Walgett	990	35.6
Lightning Ridge	554	21.3
Collarenebri	374	37.9
Carinda	249	34.2
Rowena	17	6.2
Burren Junction	20	15.4
TOTAL	2204	29.37

Walgett GLA ATSI Demographic Summary

ATSI	1991	1996	2001	2006	%Change 1996-2006
Persons	1513	1764	1781	2204	36.29
ATSI as % of Population	18.4	20.6	21.4	29.37	34.04

The age distribution of the indigenous population and total population differ in that the indigenous population is much younger. This reflects the high birth rate and mortality rates of the indigenous population who are considered to be 'old' at the age of 45 years.



There appears to be a consensus amongst Government departments and service providers that the Aboriginal people are represented by larger numbers in Walgett, Lightning Ridge and Collarenebri than those actually identified in the 2006 Census Collection. Walgett has the largest Aboriginal community in the Shire.

Aboriginal Strategy

Strategies are to be developed in consultation with the Walgett, Lightning Ridge and Collarenebri Community Working Parties, the Community Action Plan and the employment of the Community Facilitators (until 2008) whose roles are to implement the Community Action Plans under the Murdi Paaki Partnership Program. These strategies will include improving education, housing, health and employment opportunities, and reducing the level of alcohol and substance abuse, gambling and anti social behavior.

8.2 Current Services in Walgett Shire

While the main aim of services in the Walgett Shire is to help the Aboriginal communities, non-Aboriginal people are also welcome to access the services. In many cases, both formal and informal partnerships are evident for events and services.

Murdi Paaki Partnership Program Community Facilitators, Walgett / Collarenebri and Lightning Ridge/Goodooga

The facilitators of the programs are primarily responsible for facilitating the implementation of initiatives and strategies to assist in the resolution of social and economic issues in the Walgett Local Government Area of NSW as part of the Murdi Paaki Partnership Program.

One of the objectives is to build on the strong working relationship between Walgett Shire Council, the Community Working Parties in each town, the business Communities as well as State and Commonwealth Government and the Shire Community in general.

For further information please contact the facilitators on:

Collarenebri/Walgett 6828 3533
Goodooga/Lightning Ridge 6829 1888

Networking and Community Consultation with Aboriginal Communities

The Community Facilitators, Interagency and Community Working Parties are the main conduits for consultation between the Aboriginal communities and Government agencies. There are in the main, three groups of Aboriginal people in the Shire with many sub-groupings that are variable. Variations can occur according to the issue under discussion, the state of inter-family relationships and the fluidity of internal community politics. Extensive community consultations are important with each issue raised.

Community Working Parties

Since 2001 Council has supported the Council of Australian Governments (COAG) Trial by working closely with actively networking with the Community Working Parties. It is planned that Council will maintain ongoing networking relationships with the Community Working Parties.



Walgett Aboriginal Medical Service Co-operative Limited (WAMS)

Walgett Aboriginal Medical Service (WAMS) provides a comprehensive Health Service and Healthy Living Programs for Aboriginal people and other members of the Shire Community.

Walgett Aboriginal Medical Service also provides outreach service to Collarenebri and other locations in the Shire.

WAMS Services include:-

General practitioner, dental, community nursing, health screening, health education, referrals, advocacy and crisis intervention, transport.

For further information please contact WAMS on 6828 1611

A summary of services available in Walgett, Lightning Ridge and Collarenebri include the following:-

WALGETT	LIGHTNING RIDGE	COLLARENEBRI
Walgett Aboriginal Medical Service	Barriekneal Housing Limited	Collarenebri Land Council
Walgett Land Council	Lightning Ridge Land Council	Aboriginal Community Enterprise Service
Walgett Community Working Party	Lightning Ridge CDEP	Mangankali CDEP
Western Aboriginal Legal Service	Ngangana Home Care Service of New South Wales	Ngangana Home Care Service of New South Wales
Walginnam CDEP	Ngangana North West Area Community Options	Ngangana North West Area Community Options
Murdi Paaki Partnership Program	Lightning Ridge Working Party	Collarenebri Working Party
Ngangana Home Care Service	Yawarra Meamei	Murdi Paaki Partnership Program
Ngangana North West Area Community Options	Lightning Ridge Community Working Party	
Koolyangarra Pre School	Murdi Paaki Partnership Program	
Walanbaa Yinnar Wharoo		
Dharriwaa Elders Group		

8.3 Walgett Shire Council Operated Services

While Council does not operate services for Aboriginal People, the services that are available in the Walgett Shire are supported by Council.



8.4 Recommendations

- 8.4.1 Council continue to support and encourage employment opportunities for Aboriginal people.
- 8.4.2 Council continues its efforts to encourage better understanding of cultural awareness and sharing of differences by liaising and communicating with the community.
- 8.4.3 Council support programs initiated by Governments and Aboriginal Organisations to improve accommodation for Aboriginal people.
- 8.4.4 Council support programs that allow for educational opportunities within the Shire to enhance cultural and diversity awareness.



9. PEOPLE FROM CULTURALLY AND LINGUISTICALLY DIVERSE BACKGROUNDS

9.1 Demographics

Currently Walgett Shire residents represent some 65 different countries. The Shire's largest Cultural and Linguistically Diverse (CALD) community is in Lightning Ridge where over 55 different nationalities have been counted.

Prior to the 1996 census, residents of the Lightning Ridge CALD community organised a publicity campaign so that the ethnic community would be accurately represented in the data gathered.

Unfortunately, many people chose not to participate and consequently census figures do not accurately represent the ethnic diversity or accurate population of Lightning Ridge.

9.2 Current Services in Walgett Shire

Lightning Ridge and Regional Transcultural Community Council

The Lightning Ridge and Region Transcultural Community Council Inc. (TCC) started operating in Lightning Ridge in January 1996 with State and Federal Funding for the employment of one worker.

The service operates from the Neighbourhood Centre and is available to migrants, service providers, and general community for information and referral service assistance also providing information for the access of Translator Interpreter Services (TIS).

The Migrant Information and Referral Service (MIRS) worker is available on Monday, Tuesday and Wednesday.

The TCC continues to play a very proactive role in the community, working towards cultural harmony and better understanding of cultural differences.

TCC Migrant Information and Referral services are available to all communities in the Shire on a needs basis.

For further information please contact the co-ordinator on 6829 2014

Outcomes from Local Ethnic Affairs Priorities Statement (LEAPS)

Walgett Shire Council's LEAPS aims to achieve the following outcomes over the next 3 years:

- People from the wider community and people from culturally and linguistically diverse backgrounds in Walgett Shire will enjoy mutual respect for each other.
- The Walgett Shire community will value and respect the cultural diversity and the similarities of its people.
- Council services will be better able to meet the needs of the people from culturally and linguistically diverse backgrounds.
- People from culturally and linguistically diverse backgrounds will be better able to meet their own needs.



- People from culturally and linguistically diverse backgrounds will be more aware of and able to access Council's services and facilities

9.3 Walgett Shire Council Operated Services

While Council does not operate services for people from culturally and linguistically diverse backgrounds, the services that are available in the Walgett Shire are supported by Council.

9.4 Recommendations

- 9.4.1 Due to the ageing of CALD residents Walgett Shire Council support service providers seeking to secure additional hostel and nursing home beds, especially for people with dementia.
- 9.4.2 Walgett Shire Council continually review LEAPS with the view to the ongoing education of staff when dealing with people from culturally and linguistically diverse backgrounds.
- 9.4.3 Walgett Shire Council continue staff training sessions for better understanding and compliance with EAPS guidelines.
- 9.4.4 Walgett Shire Council ensure people from diverse cultural backgrounds have equitable access to services.



10. ACCESS AND TRANSPORT

10.1 Current Services in Walgett Shire

Public transport in the Walgett Shire is limited to air and road.

Air

Walgett and Lightning Ridge have airstrips provided by Walgett Shire Council and regulated by the Australian Government's Civil Aviation Safety Authority. Burren Junction, Carinda and Collarenebri have Aircraft landing Areas which are not regulated.

The Air Ambulance Services also use these strips when patients have to be flown out to larger medical centres. In times of emergencies, the strips at Walgett and Lightning Ridge are of a suitable standard for large fixed wing aircraft to land. Walgett Shire Council has also provided several wider stretches of road between Walgett and Brewarrina that are designed to be used by aircraft in emergencies.

Charter flights are common from all towns in the Shire and some individuals either have their own plane or hire a plane from the Aero Club in Walgett. Hangers are provided for lease at Walgett. In Lightning Ridge, privately owned hangars are built on land purchased from Council.

Air Link provides a week day service from Dubbo to Coonamble, Walgett and Lightning Ridge and return. Passengers change aircraft in Dubbo to continue their journeys elsewhere.

Road

The majority of roads in the Walgett Shire are a combination of black soil and bitumen with some red soil and gravel in the northern part of the Shire. Walgett Shire Council continues to seal roads as funding becomes available. Black soil roads become impassable in wet weather.

Walgett township has two major highways in N.S.W. crossing each other in the centre of the town. The Kamileroi Highway passes through the Shire from east to west. The Castlereagh Highway passes through the Shire from north to south. Approximately 15km north of Walgett, the Gwydir Highway joins the Castlereagh Highway. The Gwydir Highway travels north east through Collarenebri to Moree and beyond.

A return daily coach service operates between Lightning Ridge, Walgett and Dubbo, stopping at all towns between Dubbo and Lightning Ridge so that passengers can connect with the XPT to Sydney. The coach departs Lightning Ridge and then Walgett in the early morning 2 days per week to allow people time in Dubbo if they need to access specialist and other appointments in Dubbo and return home the same day.

Collarenebri has no public transport but has a community bus which travels to Moree one day per week.

Access in towns and Villages

Council recognises the need to continue to upgrade and/or develop footpaths, curbing and guttering in towns and villages to allow ease of pedestrian access for residents across the Shire.



10.2 Recommendations

- 10.1.1 Council support proposals to provide and improve transport services between towns and outlying villages in the Shire and to regional centres.
- 10.1.2 Council continue to audit the condition of footpaths in the central business districts of towns and prioritise areas in greatest need of replacement and up grading to allow ease of access for residents.
- 10.1.3 Council, through it's Engineering Department, lobby for additional funding to upgrade footways throughout the major towns within the Shire and outlying villages.
- 10.1.4 Council provide in kind and support to service providers who are endeavouring to seek funding to improve transport and access for residents within the Shire.



11. COMMUNITY DEVELOPMENT

11.1 Current Services in Walgett Shire

Throughout the Shire, individuals in organisations are working to develop the communities by helping people to achieve for themselves rather than solving a problem for them.

Murdi Paaki Partnership Project

The Murdi Paaki Partnership Project has appointed two community facilitators, one for the Lightning Ridge/Goodooga communities and one for the Walgett/Collarenebri communities.

Community Working Parties working under the Council of Australian Government's Murdi Paaki Region Trial operates in Walgett, Lightning Ridge and Collarenebri. NSW Premier's Department oversees Interagency meetings held monthly in Lightning Ridge and Walgett for all Service Providers.

Neighbourhood Centre Lightning Ridge

The Neighbourhood Centre in Lightning Ridge is the only formal centre of its type in the Walgett Shire and is mainly operated by volunteers.

Funding from Department of Community Services and the Department of Transport pays for the services of 1.5 staff. Non Government Organisation funding pays for two ethnic advisory officers who work from the Neighbourhood Centre. A range of services includes issuing emergency relief vouchers, transporting frail aged and disabled people to specialists' appointments out of town and to functions in town, acting as a referral point for the community and assisting elderly people living in camps on the opal fields with a range of services that allow the person to remain independent and to retain dignity.

Community Organisations

Community organisations, clubs and associations exist throughout the Shire. Each community organisations has a particular focus and consists of members with similar interests or beliefs. While each organisation, club and association is contributing to the social infrastructure of the community, it is suggested that more interaction and communication would reduce the duplication of services and polarisation of individuals.

Many informal local networks exist between service providers who refer clients to the most appropriate avenue of assistance. Lightning Ridge Service providers and Walgett Service Providers hold regular meetings. These networks offer opportunities for information sharing, a networking communal approach to planning and lobbying for services, advocacy and support.

In order to sustain effectiveness, these networks need to continually self evaluate their direction and purpose.

Community Halls

Walgett Shire Council owns Community Halls in Collarenebri, Rowena and Carinda, which are available for community purposes.

For further information please contact the Customer Service Officer – Lands on 6828 6117



12. EDUCATION, TRAINING AND EMPLOYMENT

12.1 Current Services in Walgett Shire

Education

Education provides the opportunities for our children, youth and individuals at large, to have the opportunity to have equal bargaining power, to enter the labour force with equity.

A wide variety of school environments exist across the Shire. It is important that education is seen as a lifetime job and that acquisition of skills, formally or informally acquired, is conducive to an improved quality of life.

The Council strives to provide adequate facilities and works with other agencies to encourage all families to maximise their educational potential.

Available educational facilities:

Burren Junction Primary School	Kindergarten to year 6
Carinda Primary School	Kindergarten to year
Collarenebri Central School	Kindergarten to year 12
Lightning Ridge Central School	Kindergarten to year 12
Rowena Primary School	Kindergarten to year 6
Walgett St. Joseph's Primary School	Kindergarten to year 6
Walgett Community College High School	Years 7-12
Walgett Community College Primary School	Kindergarten to year 6
TAFE Campuses are located at Lightning Ridge and Walgett	

Many children in Walgett Shire travel long distances by bus to attend school and for those for whom this is not possible, Distance Education is available. Distance Education is offered by the Community College - Public School (through the Bourke Campus), and Walgett Community College -High School

After completing Primary School, some young people leave to attend Boarding Schools for High School education. The reasons given for this are family tradition, better education and broader curriculum available at larger schools. This can then impact on the overall results of the High Schools in the Shire.

Educationalists find it difficult to convince many students that formal educational qualifications are important because of the lack of local employment opportunities and the belief that opal mining and other labouring employment opportunities do not need formal qualifications.

To gain tertiary qualifications and some trades, students have to go to a city or larger towns. Many students do not have the necessary financial and familial support to take up education, training and employment opportunities outside the Shire. This means that the students who remain in the Shire must be educated to live a better quality of life within their community environment.

Both Walgett Community College and Lightning Ridge Central School offer programs and opportunities to encourage young mothers and mature age students to further their education.

Best Employment assist job seekers to find work and that helps employers find suitable staff.



The Department of Employment, Workplace Relations and Small Business is located in Orange. The Walgett Aboriginal Education Unit a part of this department.

Barwon Darling Alliance was born out of a desire of the Murdi Paaki Regional Council of ATSIC and the Shires of Bourke, Brewarrina, Central Darling, Coonamble, Moree Plains and Walgett to address their common regional concerns regarding high unemployment and serious quality of life issues including education. The Alliance includes 24 towns and covers almost 20 per cent of NSW



13. HEALTH

13.1 Current Services in Walgett Shire

Health Services in Walgett Shire are part of the Castlereagh Sector of the Greater Western West Area Health Service. The administration for the Castlereagh Sector is in Coonabarabran.

The area is subdivided into sectors for management purposes.

Walgett Hospital and Health Service

The Walgett Health Service is the major Health Service in the Shire and Walgett District Hospital is a second schedule hospital under the provisions of the Public Hospitals Act 1992. The Service provides health care for all residents and visitors in the Shire with most patients coming from Walgett and the surrounding districts. When necessary, the hospital accepts referrals and patients from the Lightning Ridge, Collarenebri and Goodooga Health Services.

Walgett Health Service Comprises of 31 beds, 23 acute and 8 aged care (Peg Cross Nursing Home). Other services provided are general medical, pathology, radiology, paediatrics, midwifery, palliative, respite, 24 hour accident and emergency and a 3 bed high dependency unit. The Walgett Hospital and Health Service includes an operating theatre that is used by visiting specialists for minor surgery. Nursing staff care for patients in both aged and community areas.

For further information please contact the Walgett Health Service on 6828 6000

Lightning Ridge Multi Purpose Centre and Health Service

2006 saw the completion of a multipurpose service facility in Lightning Ridge under the Rural Hospitals and Health Services Program with 24 beds – meeting acute care, aged care and respite needs.

There are 4 holding beds for patients being transferred to a referral centre. Emergency patients currently are transferred to Walgett for minor conditions, and usually to Dubbo if further treatment is required. The Emergency Department operates from the Multi Purpose Centre and is open from 7.30 to 10.30 with a call out service provided after hours.

For further information please contact the Lightning Ridge Health Service on 6829 9900

Goodooga (which is situated in the Brewarrina Shire) has its own community health service and low level hospital. However its residents access Walgett and Lightning Ridge Health Services for specialist and other services.

Visiting medical specialist services including ophthalmologist, surgeon, gynaecologist, obstetrician, podiatrist, physiotherapist, pathologist, occupational therapist are provided on a regular basis at both Walgett and Lightning Ridge



Collarenebri Multi Purpose Centre and Health Service

2006 saw the completion of a multipurpose service and facility under the Rural Hospital and Health Service Program, incorporating acute, aged care and allied health, outpatients, emergency, community and Aboriginal Health Services. There is usually one medical officer in town who provides a general practice and on call services. Radiology services are provided by licensed registered nurses. Regular visiting health staff come from Walgett, Dubbo, Lightning Ridge and Moree.

For further information please contact the Collarenebri Health Service on 6756 4888

The Villages of Burren Junction, Rowena, Pokataroo, Carinda, Come By Chance, Cumborah, and opal mining areas of Grawin, Glengarry, Sheepyard are communities within the Shire who access services in the larger centres or have access to visiting Community Health Services.

Walgett Aboriginal Medical Service (WAMS)

WAMS is a community controlled organisation Members vote for the nine directors annually. WAMS charter is to provide high quality pro-active health care in includes Post Natal Clinics, General Practitioner Clinics, Dental, Eye, Family, Ear, Men's, Public, Mental, Sexual, Diabetes Health and Drug and Alcohol Counselling. WAMS has an Aboriginal Health Workers based in Collarenebri, operates the Goonimoo Mobil Children Services, Vacation Care Programs and manages the Brewarrina Aboriginal Medical Health Service. Many of these services are provided on an outreach basis to more remote towns and villages. Specific program funded services also travel to other locations beyond the Walgett Shire

For further information please contact WAMS on 6828 1611

Outback Division of General Practice

Outback Division of General Practice offers support to service providers in the Walgett Shire through general health promotion and exercise activities for residents to attend.

For further information please contact the Division's office on 6828 2133

Rural and Remote Medical Services and Ochre Health Services provide and support medical practitioners who work in Collarenebri, Lightning Ridge and Walgett.

14. RURAL

14.1 Demographics

Walgett Shire is recognised as a major grain growing area in Australia. In good seasons it can be the biggest chick pea growing region in the world and have the largest grain receival sites in the Southern Hemisphere. Cattle feedlots, and to a lesser extent, sheep feed lots also operate in the Shire. Walgett Shire has suffered ongoing drought conditions for the past six years which has caused economic, physical and mental health issues in all communities in the Shire.

When detailing the problems and lifestyle difficulties that are faced by a rural and remote community, the people who live out of town on properties need to be included. These people contribute as much to the whole community as do the people in town though their problems and requirements may differ.

Walgett Shire Council Rate Assessments show that currently there are 903 rural properties in the Walgett Shire that usually contribute approximately \$2,822.462 in general rate revenue i.e. 72.30 % of total general rates.

Agricultural activities have historically been the major income producer in the Shire. However, the ongoing drought has severely reduced all agricultural activities and potential income.

14.2 Current Services in Walgett Shire

There are numerous rural agencies located in the three major towns offering service provision and information across the Shire. These include:

- Grain trading
- Agronomy
- Livestock trading
- Wool Trading
- Shearing and livestock contractors
- Rural Transport
- Cotton related industries
- Rural contractors
- Rural Counsellor
- Machinery Traders and contractors

Government departments include:

- Department of Primary Industries
- Department of Lands
- Western Catchment Management Authority
- Namoi Catchment Management Authority



15. HOUSING

Walgett

Walgett township is situated on a black soil flood plain with the town perimeter a levee bank. Walgett has both public and private housing and includes housing owned by Aboriginal Housing, Aboriginal Land Council and Murdi Paaki Housing.

Private rental accommodation is very scarce. The greatest call on housing in Walgett is in the rental market for local people, transient professionals and employees, other than teachers and police whose housing is owned by their relevant departments and is rarely available for other rental opportunities.

Because such a large percentage of the Walgett population is in receipt of a pension or benefit, many people find it impossible to save the required deposit for the purchase of their own home.

Aboriginal and Murdi Paaki Housing is specifically for Aboriginal people and have funding to purchase or build further houses to relocate Aboriginal people and relieve the overcrowded conditions in which some people live. Namoi Village and Gingie Mission are two Aboriginal communities outside the levee bank.

The Department of Housing has a limited stock of houses that are fully occupied. An officer from the Department visits Walgett every fortnight for the convenience of tenants.

Centrelink now allows people in receipt of pensions and benefits to elect have rent payments automatically deducted from their payments. This has been greatly appreciated by both tenants and landlords.

Lightning Ridge

Housing in Lightning Ridge includes housing in the township with supplied amenities and houses and camps on mining leases with no available running water or electricity. There are no Department of Housing homes in Lightning Ridge.

Private rental accommodation is also scarce and expensive. This adds to the difficulty of attracting professional staff to Lightning Ridge.

Barriekneal Housing Corporation is an Aboriginal owned and controlled housing company that builds and manages housing stock specifically for Aboriginal people.

Providers of human services in Lightning Ridge are anticipating an additional shortage of housing suitable for elderly people in the next few years as individuals who are at present just coping with living independently, will soon no longer be able to do so.

Collarenebri

Housing and land in Collarenebri is currently cheaper than in other centres in the Shire. Rental accommodation again is scarce. Services are limited in the town and unless an individual has access to private transport, life can become very restrictive. Wolli, an Aboriginal Reserve is situated one kilometre from Collarenebri.



Other villages

Housing and land are cheaper in all villages than they are in the three major centres in the Shire. Again rental accommodation is very scarce. All services are very limited in villages. Residents need to be able to access private transport to be able to visit other areas.



16. ARTS AND CULTURE

16.1 Current Services in Walgett Shire

Culture and the arts need to be recognised as playing an essential role in the well being of sound communities.

The identification of arts and cultural issues within a community needs to be seen as a key aspect of Walgett Shire Council's responsibility.

Aboriginal Art and Culture is a large feature in the Shire.

The Shire recognises there are many local talented artists and performers living within its boundaries. The people in a culturally diverse rural and remote Shire such as ours would benefit profoundly if the community had an equitable opportunity to participate in arts and crafts. It is recognised that arts and crafts offer a powerful tool in developing self esteem for our geographically as well as culturally isolated community.

The youth in the Shire, in particular, experience cultural isolation, and need to be offered an opportunity to participate in the arts and develop a better awareness of the arts.

Arts and crafts offer people an opportunity to new ways of thinking and expression. The opportunity of self-expression through the arts is very rewarding for individuals, groups and communities and the community as a whole benefit from recognizing the value of arts and culture within it.

The arts and cultural industries are to be defined as including the following activities:

Museums, antiques and collectables, environmental heritage, libraries and archives, literature and print media composition and publishing, theatre, music, visual arts and crafts, design, film, television and other electronic broadcasting and distribution.

Outback Arts Council

Walgett Shire Council makes a contribution to the Outback Arts Council towards the development of arts and culture and the enjoyment of the arts and culture.

Outback Arts Incorporated offers and establishes innovative and operational plans for the continued development of arts and culture in the Walgett Shire.

Art

- Arts and Crafts produced by local people are offered for sale through local businesses and tourist facilities located across the Shire.
- Art Galleries situated in Lightning Ridge offer works of art for sale and viewing.
- Aboriginal Artwork and crafts are for sale in Lightning Ridge while limited sale opportunities exist in Walgett.
- Museums, Historical Societies and libraries are situated in Walgett and Lightning Ridge.
- 'Waste to Art' competitions are conducted in Walgett and Lightning Ridge.



Historical Societies

Museums are located in Lightning Ridge and Walgett and are operated by committees and volunteers.

Lightning Ridge

- The museum is located in Morilla Street
- Opening hours are 10am-4pm - Monday, Friday and Saturday

For further information please contact the Chairman of the Historical Society on 0419 639 120

Walgett

- The museum is located in the Old Council Chambers in Fox Street
- The museum is open limited hours

For further information please contact the Chairman of the Historical Society on 6828 1252

16.2 walgett shire council operated servicES

Libraries

- Libraries are operated by Council in Lightning Ridge and Walgett
- Library Deposit stations are available in Burren Junction, Carinda and Collarenebri

For further information in Library Services please refer to the next section in the document



17. LIBRARY SERVICES

17.1 Current Services in Walgett Shire

TAFE offer a mobile library service to Grawin up 3 times per year.

17.2 Walgett Shire Council Operated Services

Library Services

The Walgett Shire is a member of the Northern Regional Library and Information Service, located within and managed by Moree Plains Shire Council.

The Northern Regional Library and Information Service provide an informational and recreational resource to the residents of the shires of Brewarrina, Moree Plains, Walgett and Gwydir.

The Northern Regional Library and Information Service (NRL) aims to develop, maintain and conserve a range of collections, resources and services in order to satisfy the Northern Region community, educational, informational and recreational needs. Staff training and expert advice are provided by the Northern Regional Library to Branch Staff, Council Managers and Councillors.

Walgett Shire pays an annual fee to Moree Plains Shire for provision of library related services and resources. However, Walgett Shire employs the library officers and operates and maintains the two library facilities located in Walgett and Lightning Ridge.

The NRL Library Manager and support staff regularly visits the libraries. NRL also provides support for the library officers, by means of phone support, regular book exchanges and IT support. NRL provide activities such as Story Time for children.

The Walgett Library is located in Wolseley House beside the Walgett Visitor Information Centre. The Lightning Ridge Library is situated next door the Arts and Crafts Shop adjacent to the Sporting Complex. These two libraries are open 15 hours per week.

There are also three library deposit stations in the Shire operated with volunteer support.

- Collarenebri Deposit station is situated in the CWA Rooms and is open either Saturday mornings or on request.
- Burren Junction Library Deposit Station is located in the Burren Junction Post office and is open business hours.
- The Carinda Deposit Station is located in the Carinda Store and is open business hours.

The library services aim to provide a high standard and quality library service that adequately meets the needs of all sections of the community.

Strategies for effective community involvement in Libraries:

- Promotion of exciting changes in Library services.
- Literacy programs.
- Relationship with educational institutions
- Promotion of youth and children's programs



For further information please contact:

<i>Lightning Ridge Library</i>	<i>6829 0005</i>
<i>Walgett Library</i>	<i>6868 6103</i>
<i>Walgett Shire Council</i>	<i>6828 1399</i>



18. INFORMATION AND COMMUNICATION

18.1 Current Services in Walgett Shire

Never before has so much information been available to so many people. Print and electronic media can provide information on any subject. Unfortunately many people do not have the skills to access IT information. This may be due to shortcomings in their education or because technology is not available, accessible or affordable.

Four categories cover the main issues, concerns and needs raised by residents of the Shire.

Cooperation and Networking

The amount of information available is so vast that is impossible for any one organisation to know everything. In order to maintain an acceptable level of service provision to local communities it is necessary that cooperation and sharing of resources, collective development and maintenance of community information resources, and strong links to specialised services and between local services be encouraged.

Information Needs of Clients

It is essential that information is given to people in ways that make sense to them. The delivery of information to the community needs to be conducted in appropriate language and documentation that meets the divers communication skills within the community and is easy to understand and is user friendly.

Often people do not access centrally based information services due to:

- barriers to communication.
- fear of stigmatisation and lack of confidence when dealing with accessing particular information.
- not knowing where to look, or whom to approach, for information.
- are too busy to look for the information.

Information Technology and Communication Infrastructure

Most people are endeavouring to modernise their communication system. CDMA and satellite networks now provide mobile phone coverage for most of the Shire, however CDMA will be shut down early 2008 and the NextG network rolled in. Efficient Internet access is limited.

A large percentage of the population of the Shire are denied access to information technology. Reasons for this include:

- computers are too expensive.
- people are computer illiterate.
- people view computers as being 'too complicated' for them to cope with.
- people view the Internet as being too expensive and too complicated.



19. LEGAL AND SAFETY

19.1 Current Services in Walgett Shire

Walgett is the headquarters for the N.S.W. Police Force Local Area Castlereagh Local Area Command. The area covered includes Walgett, Lightning Ridge, Collarenebri, Pilliga, Coonamble, Goodooga, Carinda, Gulargambone, Burren Junction and Gwabegar.

In Walgett Shire, Lightning Ridge and Walgett stations have a larger proportion of officers while one or two officers serve the other sectors of the police command.

Crime statistics show a variation in the type of crime with most of the crime in the Patrol being alcohol related and domestic incidents, juvenile petty crime and traffic offences. There is a lower level of property crime in Walgett compared with Lightning Ridge partially due to the 'ratting' of opal mines in that town. Statistics currently show a lowering level of street, anti social and behaviour offences in Walgett.

Local courts operate in Walgett and Lightning Ridge with the District Court sitting in Coonamble.

Anecdotal evidence suggests Domestic Violence and Sexual Abuse as major concerns within the Shire. Unfortunately because of the sensitive nature of these offences, often people are unwilling to report, address or even acknowledge the serious implications arising from these issues. The long slow process of community education and awareness will be the main strategies that help to minimise these social crimes.

Crime Prevention Plans.

A template for Crime Prevention Plans is to be developed by the N.S.W. Attorney General's Department and forwarded to all local governments in N.S.W. for their use in developing new Community Safety Precinct Plans.

Council, in consultation with the N.S.W. Attorney General's Department, the Castlereagh Local Area Command and the Shire Community is to form a Community Safety Precinct Committee who will then develop a Community Safety Precinct Plan for the Shire.

CCTV in Walgett.

The Walgett Crime Prevention Committee believe effective CCTV coverage in areas in Walgett identified by the local Police as potential 'hot spots' should reduce anti-social behaviour and malicious damage and should encourage business house owners to remove the existing bars and grills.

A recent Safety Audit conducted in Walgett by the Walgett Police Force and submitted to Council recommended, in order:

1. Upgrading and expanding the CCTV in identified areas.
2. Upgrading lighting in identified areas.
3. Town beautification.
4. Gradual removal of bars and grills.

As a result of this audit, Walgett Shire Council is currently seeking funding to upgrade and expand the CCTV coverage in Walgett, with the support of both the Police and the community.



20. RECREATION

20.1 Current Services in Walgett Shire

In Walgett Shire, residents have access to a wide variety of recreational activities.

Each town in the Shire has an Olympic size swimming pool, though these are closed between Easter and the October long weekend. Carinda and Burren Junction have smaller public pools. Adjacent to the pool in Lightning Ridge is a water theme park and a yet to be completed diving pool.

Lightning Ridge, Walgett and Burren Junction have hot bore baths. The Lightning Ridge Bore Bath is very popular with members of the northern European countries who use the pool as a place for social gatherings. The Bore Bath in Walgett has a hoist for disabled people. The Burren Junction Bore Bath has recently been upgraded.

The Norman 'Tracker' Walford Walkway in Walgett is wheelchair accessible and follows the river bank. The track is used regularly and enjoyed by all users. The track signage highlights local vegetation and bush tucker.

Recreation facilities for active sports are quite well provided for within the Shire. Ovals in each town are used for winter and summer sports as well as for occasional outdoor entertainment events. Walgett has a show ground/race course with pavilions and grand stands. Lightning Ridge has a Racecourse and a Rodeo Arena. Collarenebri has a Racecourse.

Council also maintains a number of parks throughout the Shire. With the assistance of a grant, Council is currently establishing a Fitness Track with exercise stations in Apex Park in Walgett

Libraries are located in Walgett and Lightning Ridge. Walgett Shire Council is part of the Northern Regional Library & Information Service and pays an annual fee for the service. Book stock is exchanged every month. Libraries are open for limited hours with paid library officers and volunteers also assist in Lightning Ridge. Library deposit stations are situated in Carinda, Burren Junction and Collarenebri.