



WALGETT SHIRE COUNCIL

2021 / 2022 ANNUAL REPORT

Walgett Shire Council report to the community



MAYOR JANE KEIR OAM

Foreword

To the Ratepayers and Residents of Walgett Shire,

On behalf of my fellow Councillor's it gives me great pleasure to present my first annual report as Mayor of Walgett Shire.

It has been a very trying year for the entire community with a continuation of Covid and relentless rain systems in both the LGA and upper catchment which has culminated in a number of flooding events that has created havoc for the road crews with serious damage across the road network. Despite the obstacles with the weather I am pleased to report Walgett shire Council continues to achieve its operational plan objectives with many successful projects and programs for 21/22.

The capital works program recognised the completion of a number of projects including:

- *Sealing of Miners road around the new playground*
- *Heavy patching Montkeila Street Walgett*
- *Commencement of the Burranbaa Road reconstruction*
- *Completion of a new Hollywood bridge*
- *Collarenebri Showground Grandstand refurbishment completed*
- *Cumberdoon Way (Carinda Road) rehabilitation continued*
- *Refurbishment of the Colless Grandstand now complete and officially opened.*
- *Resealing Walgett, Lightning Ridge and Collarenebri Streets*
- *Two (2) heavy patch programs on the Merrywinebone road completed this past year*
- *Extensive flood damage repair to both sealed and unsealed roads across the shire*
- *The Walgett youth centre was relocated to the new PCYC facility with increased numbers of children now attending the centre*
- *Shade sails at the shire skate parks Lightning Ridge and Collarenebri*
- *New footpath and K&G along Fox street Walgett and islands in Montkeila street*
- *New playground constructed at Grawin with a new toilet facility scheduled for installation in 2023*
- *Successful bid for the acquisition of Kookaburra Court Walgett*

Our road construction and maintenance teams continue to deliver great results using best practice asset management techniques to achieve value for money results in terms of plant and resource utilization within funding time frames. We see firsthand some of these results along the Carinda, Merrywinebone, Roads and the Kamilaroi and Castlereagh Highways.

The Community Services team has once again maintained a high standard delivering record number of successful programs to the community and this is evident in the attendance statistics and outcomes achieved against program deliverables. Youth Week is an amazing program which has grown to three (3) weeks of fun and entertainment for youth across the shire.

During the year Council has lobbied both Commonwealth and NSW State Governments on a number of issues from telecommunications to road funding, having met with the Minister for Regional Roads in Cobar to discuss the deteriorated condition and serious rehabilitation shortfall for our regional roads.

Council revenue for all funds in 21/22 totaled \$33.4 million with \$20 million coming from capital and operating grants, \$7.9 million of this was invested in new and renewal assets such as:

- \$4.7 million on the road network and works in progress*
- \$2.4 million capital works in buildings and other structures*
- \$0.8 million plant & equipment*

In closing, I would like to thank my fellow Councillors and Council staff for their ongoing support and commitment to the betterment of Walgett Shire.

Contents

ACKNOWLEDMENT OF COUNTRY	4
YOUR COUNCIL	5
COUNCIL ORGANISATIONAL CHART	6
SNAPSHOT OF SIGNIFICANT ACHIEVEMENTS	7
FINANCIAL INFORMATION	8
PRINCIPAL ACTIVITIES DELIVERY PROGRAM	9
RATES AND CHARGES WRITTEN OFF	10
OVERSEAS TRAVEL	11
MAYORAL AND COUNCILLOR FEES.....	12
MAYORAL AND COUNCILLOR ATTENDANCE	13
CONTRACTS AWARDED	16
LEGAL PROCEEDINGS	17
PRIVATE WORKS	18
CONTRIBUTIONS.....	19
EXTERNAL BODIES.....	20
CONTROLLING INTEREST IN COMPANIES	21
JOINT VENTURES	22
EQUAL EMPLOYMENT OPPORTUNITY	23
EMPLOYMENT OF SENIOR STAFF	24
STATE OF THE ENVIRONMENT REPORT	25
STATEMENT OF COMPLIANCE	26
COMPANION ANIMALS AND REGULATION	27
GOVERNMENT INFORMATION	28
ENVIRONMENT PLANNING AND ASSESSMENT ACT 1979.....	29
CONDITION OF PUBLIC WORKS	30
BUSHFIRE HAZARD REDUCTION PROGRAM	31
TOURISM.....	32
ABORIGINAL & MULTICULTURAL AFFAIRS AND PROMOTIONS.....	34
HUMAN RESOURCE ACTIVITIES	35
YOUTH DEVELOPMENT & CHILDREN SERVICES	38
PUBLIC LIBRARIES AND INFORMATION SERVICES	39
HEALTH AND WELLBEING	40
COMMUNITY CAPACITY BUILDING	41
ACCESS AND EQUITY	42
CATEGORY 1 BUSINESS ACTIVITIES & STATEMENT	43
CATEGORY 2 BUSINESS ACTIVITIES	44
IMPLEMENTATION OF COMPETITIVE NEUTRALITY	45
PRIVACY AND PERSONAL INFORMATION PROTECTION ACT	46

ACKNOWLEDGMENT OF COUNTRY

where we live.... where we work.... where we grow:

We sincerely acknowledge the first people, the Gamilaroi and Yuwaalaraay people, traditional custodians of the land & waterways, the spiritual & cultural connectors within our Local Government Area.

Over the last fifty or more years significant steps towards reconciliation have been undertaken, this journey is ongoing. We all have a role to play in building resilience and determination in maintaining the importance of our first peoples.

The cultural connections, identity and traditions are vital in acknowledging and respecting the world's oldest living culture. We pay our respect to Elders both past, present and emerging.

YOUR COUNCIL



Mayor
Jane Keir OAM
COME BY CHANCE



Deputy Mayor
Greg Rummary
WALGETT



Councillor
Michael Cooke
LIGHTNING RIDGE



Councillor
Sue Currey
WALGETT



Councillor
Colin Hundy
LIGHTNING RIDGE



Councillor
Jasen Ramien
COLLARENEBRI



Councillor
Alf Seaton
LIGHTNING RIDGE

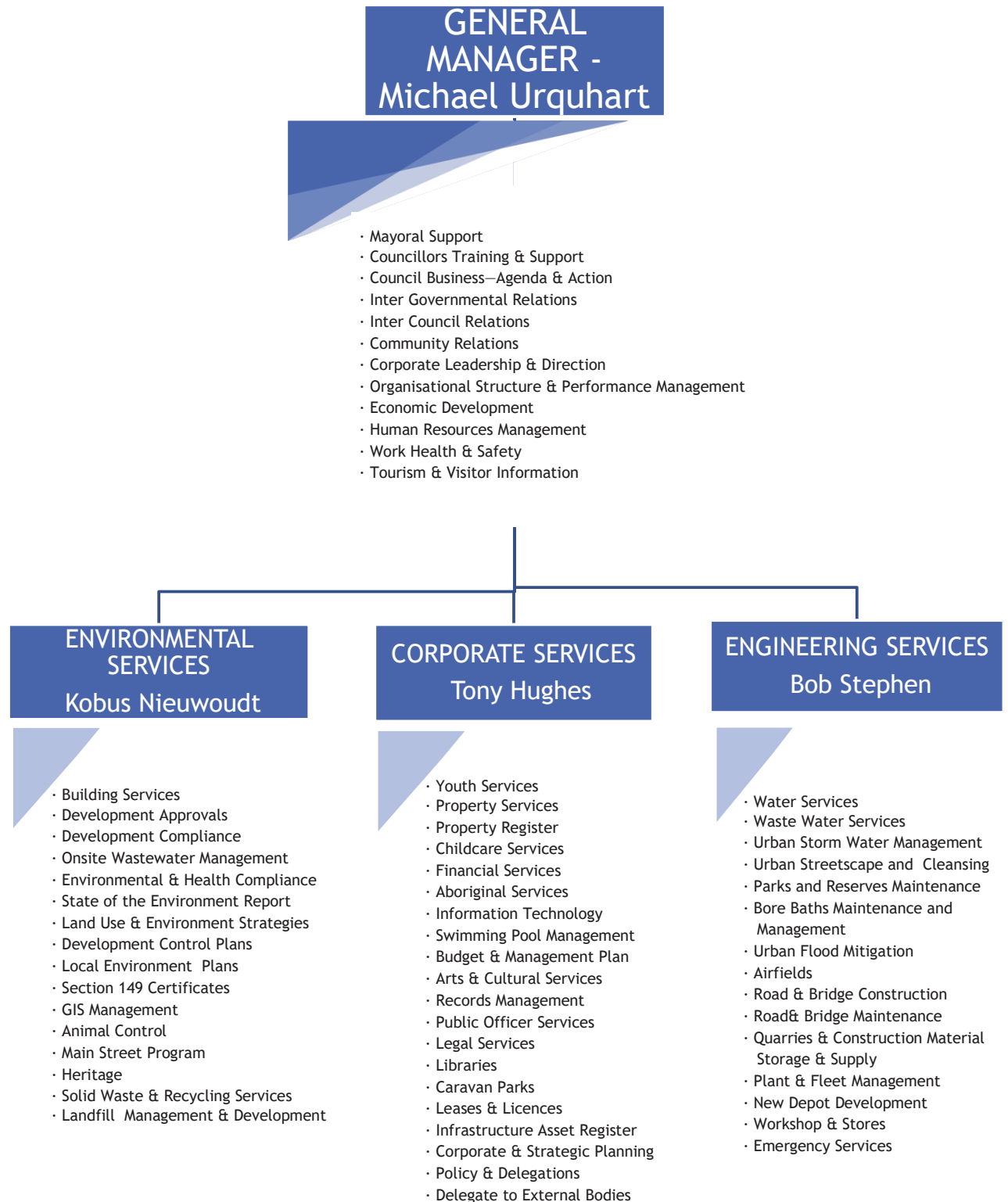


Councillor
Daneil Walford
WALGETT



Councillor
Ian Woodcock OAM
LIGHTNING RIDGE

COUNCIL ORGANISATIONAL CHART



SNAPSHOT OF SIGNIFICANT ACHIEVEMENTS

Below are some of the projects that were completed or commenced during the past twelve months.

- Council at its November 22 meeting formally accepted the tender for a \$1 million dollar Splash Park at the Walgett swimming pool that will be completed mid 2023.
- A new white picket fence around the Lightning Ridge Jockey club and Spider Brown Oval completed
- Sealing of Miners Road around the new playground
- Heavy patching Montkeila Street, Walgett
- Commencement of the Burranbaa Road reconstruction
- Completion of a new Hollywood Bridge
- Collarenebri Showground Grandstand refurbishment completed
- Sealing of Cumberland Way (Carinda Road) continued
- Council continues to lobby State & Federal Government for additional affordable and social housing
- New footpaths and K&G in Lightning Ridge Kaolin and Agate streets
- Refurbishment of the Colless Grandstand now complete and officially opened.
- Resealing Walgett, Lightning Ridge and Collarenebri Streets
- Approval given for the “Anyone Can Play Park” to be located at Lions Park in Lightning Ridge
- Sealing of access road to Walgett Showground
- Construction of new toilet and shower blocks at Alex Travallion and Apex Parks, Walgett and Lions park in Lightning Ridge
- Two (2) heavy patch programs on the Merrywinebone road completed this past year
- Extensive flood damage repair to both sealed and unsealed roads across the shire
- Council delegation to Sydney and met with Regional Roads Minister regarding additional funding required for Regional Roads. Delegation also met with Minister for Water Resources tabling a three (3) point plan to drought proof Walgett
- The Walgett youth centre was relocated to the new PCYC facility with increased numbers of children now attending the centre
- Shade sails at the shire skate parks Lightning Ridge and Collarenebri
- New footpath and K&G along Fox street Walgett and islands in Montkeila Street
- New playground constructed at Grawin with a new toilet facility scheduled for installation in 2023
- Sealing of the carpark at the new Multi-purpose Centre Lightning Ridge
- Internal painting of the Carinda Hall
- Upgrade of the Burren Junction sportsground facilities
- Council approval of a new Burren Junction Progress Committee
- Design is now complete for the Collarenebri Artesian Hot Springs complex with construction to commence in the new year
- New playground in Gray Park, Walgett
- Toilet facility installed at the Walgett Cemetery
- Acquisition of Kookaburra Court, Walgett

Michael Urquhart
General Manager

FINANCIAL INFORMATION

Local Government Act Section
428 (4) (a)

A copy of the Council's audited financial reports.

See attachment (A): Financial Statements

PRINCIPAL ACTIVITIES DELIVERY PROGRAM

Local Government Act Section
428 (4) (a)

A report on the Council's actual performance of its Principal Activities during 2021/2022 against the Actions detailed in the Delivery Program.

See attachment (B): 2021/2022 Principal Activities Delivery Program

RATES AND CHARGES WRITTEN OFF

Local Government (General)
Regulation 2021 Clause 132

Rates and Charges written off by Walgett Shire Council during 2021/2022

Description	Amount
Rates - Pension Rebates	\$177,526
(S 356 Local Government Act 1993)	
Rates - Donations	\$22,487
(S 356 Local Government Act 1993)	
Sundry rates and charges abandonments	\$5,383
Local Government (General) Regulation 2021, Clause 131 and council resolutions	
TOTAL	\$205,396

OVERSEAS TRAVEL

Local Government Act Section 428 (4) (b)
Local Government (General)
Regulation 2021 Clause 217 (1) (a)

Details (including the purpose) of overseas visits undertaken during the year by Councillors, Council Staff or other persons representing the Council (including visits sponsored by other organisations).

No overseas travel was undertaken during 2021/2022 by Councillors, Council Staff or persons representing Council.

MAYORAL AND COUNCILLOR FEES

Local Government (General)
Regulation 2021 Clauses 217 (i) (a1) (i-viii)

A statement of the total amount of money expended during the year on Mayoral fees and Councillor fees, the Council policy on the provision of facilities for use by Councillors and the payment of Councillor's expenses, together with a statement of the total amount of money expended during the year on the provision of such facilities and the payment of such expenses for the 12 month period 1 July 2021 to 30 June 2022.

In addition it is necessary to provide separate details of the total cost of;

- Dedicated office equipment allocated to Councillors
- Attendance at conferences and seminars by Councillors
- Training of Councillors and provision of skill development
- Interstate visits by Councillors (including transport, accommodation and out of pocket expenses)
- Overseas visits by Councillors (including transport, accommodation and out of pocket expenses)
- Expenses of any spouse or partner who accompanied a Councillor
- Expenses involved in the provision of childcare for a Councillor or immediate family member

	Mayoral / Councillor Fees	Office expenses	Accomm & Travel expenses	Training	Interstate Visits	Overseas Visits	Totals
Mrs J T Keir	21,744	1,031	4,624	842	0	0	28,242
Mr I J Woodcock	20,521	1,031	5,213	842	0	0	27,608
Mr G L Rummary	9,358	570	482	842	0	0	11,252
Mr D R Walford	6,540	570	0	842	0	0	7,952
Mr M A Cooke	6,540	570	3,191	842	0	0	11,143
Ms S K Currey	6,540	570	624	842	0	0	8,576
Mr C J Hundy	6,540	570	856	842	0	0	8,808
Mr J A Ramien	6,540	570	1,841	842	0	0	9,793
Mr A C Seaton	6,540	570	852	842	0	0	8,804
Mr M Martinez	8,195	462	0	0	0	0	8,657
Mr G A Murray	5,303	462	41	0	0	0	5,805
Mr R Turnbull	5,303	462	0	0	0	0	5,764
Mr K M Smith	5,303	462	125	0	0	0	5,889
Mr M L Taylor	5,303	462	0	0	0	0	5,764
Mr L J Walford	5,303	462	0	0	0	0	5,764
	125,570	8,821	17,848	7,582	0	0	159,821

MAYORAL AND COUNCILLOR ATTENDANCE

Council ordinary meetings are held monthly, except in January. Due to the Local Government Election on 4th December 2021, a total of 10 ordinary meetings were held in 2021/2022.

Councillors also attended committee meetings (of which they are a members), with Mayor Jane Keir OAM and Cllr Michael Cooke also attending the 2022 National General Assembly conference.

The Mayor is an ex-officio member of all committees.

1 July 2021 to 3 December 2021 Council			
Councillor	Ordinary Council Meetings	Extra-Ordinary Council Meetings	Committee Meetings
<i>Cllr Ian Woodcock</i>	5	0	2
<i>Cllr Manuel Martinez</i>	5	0	1
<i>Cllr Jane Keir</i>	4	0	0
<i>Cllr Tanya Cameron</i>	5	0	0
<i>Cllr Michael Taylor</i>	5	0	0
<i>Cllr Kelly Smith</i>	4	0	0
<i>Cllr Robbie Turnbull</i>	3	0	0
<i>Cllr Bill Murray</i>	5	0	0
<i>Cllr Lawrence Walford</i>	3	0	0

Walgett Shire Council was in caretaker mode during the period 4 December 2021 to 6 January 2022 (when the newly elected Council took an Oath of Office and offices of Mayor and Deputy Mayor were elected).

6 January 2022 to 30 June 2022 Council

Councillor	Ordinary Council Meetings	Extra-Ordinary Council Meetings	Committee Meetings
<i>Clr Jane Keir</i>	5	2	7
<i>Clr Greg Rummery</i>	5	2	0
<i>Clr Michael Cooke</i>	5	2	5
<i>Clr Susan Currey</i>	4	2	0
<i>Clr Colin Hundy</i>	5	2	2
<i>Clr Jasen Ramien</i>	5	2	1
<i>Clr Alf Seaton</i>	5	2	0
<i>Clr Daniel Walford</i>	5	2	0
<i>Clr Ian Woodcock</i>	5	2	3

CONTRACTS AWARDED

Local Government (General)
Regulation 2021 Clause 132

Details of each contract awarded by the Council during 2021/2022 (whether as a result of a tender or otherwise), other than;

- a. Employment contracts (that is, contracts of service but not contracts for service), and
- b. Contracts for less than \$150,000.00 or such other amount as may be prescribed by the regulations for the period 1 July 2021 to 30 June 2022.

Included is the name of the contractor, the nature of the goods or services supplied by the contractor and the total amount payable to the contractor.

Name of Contractor	Goods / Services	Contract Amount Awarded	Amount Paid in 2021/2022 incl GST
Batterline Earthmoving	Casual Plant Hire and Minor Works	Contracted rates per unit	1,437,900
Batterline Earthmoving	Reconstruction & Sealing	2,925,528	569,898
Central Industries	Construct bridge	550,435	399,649
David Payne Constructions	Grandstand Rectification	909,952	971,235
Phil's Grader Hire	Casual Plant Hire and Minor Works	Contracted rates per unit	284,114
PW Concrete & Gravel	Construct Footpath and K&G	747,233	760,526
RA & JM Ramien	Casual Plant Hire and Minor Works	Contracted rates per unit	417,457
Rollers Australia	Casual Plant Hire and Minor Works	Contracted rates per unit	288,345
Wintergreen Investments	Casual Plant Hire and Minor Works	Contracted rates per unit	503,532

LEGAL PROCEEDINGS

Local Government (General)
Regulation 2021 Clause 217 (1) (a3)

A summary of the amount expended by the Council during 2021/2022 in relation to legal proceedings taken by or against the Council (including amounts, costs and expenses paid or received by way of court settlements, other than those the terms of which are not to be disclosed) and a summary of the state of progress of each legal proceeding (if it has been finalized) the result, for the 12 monthly period 1 July 2021 to 30 June 2022.

Council incurred \$482,068 in legal costs in 2021/2022, comprising of;

- \$287,975 on contract matters (resolved)
- \$148,223 on Safework matters (ongoing)
- \$6,844 on code of conduct issues
- \$32,219 on planning matters
- \$6,807 on other matters

Summary of legal proceedings resolved:

- Goangra Bridge - additional materials, mobilisation / demobilisation and staff stand down costs to contractor.
- Euroka Street Kerb & Gutter - garnishee order from contractor retracted.

PRIVATE WORKS

Local Government Act Section 67(3)
Local Government (General) Regulation 2021 Clause 217 (1) (a4)

Details of a summary of resolutions made during 2021/2022 under Section 67 concerning work carried out on private land and details or summary of such works if the cost of the work has been fully or partly subsidised by the Council, together with a statement of the total amount by which the Council has subsidised any such work during 2021/2022.

Council received \$33,638 (exc GST) for private works carried out in 2021/2022, with an expenditure of \$31,158 (exc GST).

CONTRIBUTIONS

Local Government (General)
Regulation 2021 Clause 217 (1) (a5)

The total amount contributed or otherwise granted under Section 356.

Council contributed a total of \$667,851 under Section 356 of the Local Government Act 1993. The expenditure is listed in the table below;

Organisation	Donation
<i>Lightning Ridge Complex - (Olympic pool, theme park, diving pool & sports centre)</i>	\$412,228
<i>Fees & charges rebates, local not-for-profit organisations</i>	\$22,487
<i>Walgett Country Education Foundation</i>	\$10,000
<i>Outback Radio 2WEB</i>	\$16,600
<i>Barwon Group CWA (Medical Grant)</i>	\$5,000
<i>PCYC Project contribution</i>	\$150,000
Total	\$616,315

Council also contributed a further \$21,424 of grants under its Community Assistance Scheme.

Organisation	Donation
Walgett Amateur Swimming Club	\$3,000
Walgett Show Society Inc	\$3,000
Burren Junction Hall Committee	\$2,924
Country Women's Association	\$3,000
Lightning Ridge Pony Club	\$3,000
North West Plains Sustainability Group	\$500
Carinda Diggers Memorial Hall	\$3,000
Grawin Glengarry Sheeppark Opal Fields Men's Shed	\$3,000
Total	\$21,424

Other Donations

Organisation / Description	Donation
<i>Local Heritage Fund - Lightning Ridge Historical Society</i>	\$444
<i>Local Heritage Fund - Dale Bowden</i>	\$5,000
<i>Local Heritage Fund - Country Women's Association</i>	\$2,300
<i>Cls Geoffrey 'Dick' Colless Scholarships</i>	\$10,000
<i>Regional Arts</i>	\$11,079
<i>Other Donations</i>	\$1,289
Total	\$30,112

EXTERNAL BODIES

Local Government (General)
Regulation 2021 Clause 217 (1) (a6)

A statement of all external bodies (such as County Councils) that during 2021/2022 exercised functions delegated by the Council.

Castlereagh Macquarie County Council

Castlereagh Macquarie County Council has been delegated the responsibility for the management of noxious weeds within the Walgett Shire Council Local Government Area. Walgett Shire Council contributed \$112,839 (ex GST) to the County Council for its services in 2021/2022.

Regional Library

In 2021/2022 the contribution made by Walgett Shire Council was \$153,389.

Mid-Western Regional Council (OWUA)

In 2021/2022 the contribution made by Walgett Shire Council was \$9,002.

Far North West Joint Organisation

The Far North West Joint Organisation (FNWJO) is a separately constituted entity pursuant to Part 7 (Sections 400O to 400ZH) of the Local Government Act (NSW) 1993, as amended, and the Local Government (General Regulation 2008).

The Charter of the FNWJO can be found here:

<https://www.farnorthwestjo.nsw.gov.au/f.ashx/%24341338%24Far-North-West-JO-Charter.pdf>

The principle purpose of the FNWJO is to establish strategic regional priorities and to provide regional leadership to the geographical area for which it serves, and to identify and take up opportunities for intergovernmental cooperation on matters relating to the joint organisation area.

FNWJO comprises the Councils of the Shires of Bourke, Cobar and Walgett in north western NSW. The Board of the FNWJO comprises 3 voting members being the Mayors of the three member Councils, and non-voting members being the General Managers of the Shires of Bourke and Walgett, as well as 3 appointed members from the State Government and Cabinet (non-voting).

Council's powers of control or influence over the Joint Organisation Walgett Shire Council, as a member of the FNWJO, has a one third voting right in respect to the decisions of the Board. Council's financial obligations to the Joint Organisation In accordance with the Charter each member of the FNWJO contributes annual fees towards the operation of the joint organisation.

In 2021/2022 the contribution made by Walgett Shire Council was \$32,713. Council's liability obligations in relation to the Joint Organisation Members of the FNWJO are indemnified from liability for functions and duties carried out or omitted honestly, in good faith and with due care and diligence.

CONTROLLING INTEREST IN COMPANIES

Local Government (General)
Regulation 2021 Clause 217 (1) (a7)

A statement of all companies in which the Council (whether alone or in conjunction with other Councils) held a controlling interest during 2021/2022.

Walgett Shire Council held no controlling interest in any company during 2021/2022.

JOINT VENTURES

Local Government (General)
Regulation 2021 Clause 217 (1) (a8)

A statement of all corporations partnerships, trusts, joint ventures, syndicates or other bodies to which the Council participated during 2021/2022.

Council was involved in the following joint ventures:

- Big Sky Libraries—Cooperative Library Service
- Outback Arts Corporation
- Statewide Mutual Insurance Group
- Rural Fire Service NSW
- Western Division of NSW Shire Association
- Netwaste
- Castlereagh Macquarie County Council
- Walgett Local Emergency Management Committee
- Lower Macquarie Water Utilities Alliance—Water Management
- Far North West Joint Organisation
- StateCover Mutual Insurance Group

EQUAL EMPLOYMENT OPPORTUNITY

Local Government (General)
Regulation 2021 Clause 217 (1) (a9)

A statement of the activities undertaken by the Council during 2021/2022 to implement its Equal Employment Opportunity Management Plan.

Activities undertaken during the period 1 July 2021 to 30 June 2022 to ensure Council continues to apply the principles of Equal Employment Opportunity legislation;

- Continual review of Job Descriptions, Policies and Induction programs
- Monitoring of advertisements and selection criteria by General Manager to ensure advertising is non-discriminatory
- School to Work Programs to assist student transition into the workforce
- Provide assistance to employees and supervisors regarding EEO issues and grievances through Council's Human Resources Manager
- Continuation of Council's Employee Assistance Program through Converge International
- Engagement of professionals to provide counselling, support and/or mediation to staff if required
- Creation of apprentice and trainee opportunities to provide career paths in Local Government

EMPLOYMENT OF SENIOR STAFF

Local Government (General)
Regulation 2021 Clause 217 (b)
Clause 217 (1) (b) (i-iv)
Clause 217 (1) (c)
And Clause 217 (1) (c) (i-iv)

A statement of the number of Senior Staff employed by the Council during 2021/2022, together with a statement of the total amount of money payable in respect of the employment of Senior Staff, including money payable for salary, for the provision of fringe benefits and for all other on-costs connected with their employment.

Council employs three (3) senior staff as defined under the requirements of the Local Government Act with these being the General Manager, the Chief Financial Officer and the Director of Engineering/Technical Services.

The total amount spent on employing these senior staff was \$789,206. This amount includes salaries, fringe benefits tax, private use of a Council vehicle and employer's superannuation contributions.

Senior staff positions and salary;

Position	Salary	House Rent (non- cash)	Motor Vehicle (non- cash)	Other	Superannuation	Fringe Benefits Tax	Total
<i>General Manager</i>	\$225,661	\$14,040	\$16,105	\$nil	\$25,566	\$12,084	\$323,456
<i>Senior Staff</i>	\$355,649	\$18,928	\$36,127	\$nil	\$35,565	\$19,481	\$465,750

STATE OF THE ENVIRONMENT REPORT

Local Government Act Section
428A (1)

State of the Environment Report

A report as to the State of the Environment in the area, and in particular in relation to the following environment sectors;

- i. Land
- ii. Air
- iii. Water
- iv. Biodiversity
- v. Waste
- vi. Noise
- vii. Aboriginal Heritage
- viii. Non-Aboriginal Heritage

With particular reference, with regard to each such environmental sector to;

- i. Management plans relating to the environment
- ii. Speed Council projects relating to the environment
- iii. The environment impact of Council activities

See attachment (C): State of the Environment Report

STATEMENT OF COMPLIANCE

With Special Variations Approved Conditions

Instrument of Approval Under Section 508(2) of the Local Government Act 1993
 - Special Rate Variation 2013/14 (3% Permanently Retained)
 Compliance Reporting Period: 2013/2014 to 2022/2023 (i.e. over a 10 year period)

Program of Expenditure:

TABLE - Walgett Council's Program of Expenditure 2013/2014 to 2022/2023									
Category	2013/2014	2014/2015	2015/2016	2016/2017	2017/2018	2018/2019	2019/2020	2020/2021	2021/2022
School Bus Routes - Rehabilitation (rounded)				100,000	470,000				
School Bus Routes - Upgrades (rounded)		140,000	440,000						
Other Road Restoration/Upgrading Works (rounded)	420,000	290,000		360,000		490,000	446,000	447,000	295,000
TOTAL	420,000	430,000	440,000	460,000	470,000	490,000	446,000	447,000	295,000
Attributable Actual Expenditure	420,000	430,000	440,000	460,000	470,000	490,000	446,000	447,000	295,000
SRV Income Component (rounded)	150,000	153,000	156,000	159,000	162,000	165,000	170,000	174,000	178,000
Other Income Sources Component	270,000	277,000	284,000	301,000	308,000	325,000	276,000	273,000	117,000

Outcomes Achieved:

The upgrading (includes restoration, rehabilitation) of various rural roads within the Walgett Shire Council local government area.

COMPANION ANIMALS AND REGULATION

Local Government (General)
Regulation 2021 Clause 217 (1) (f)
And Companion Animal Guidelines

Statement on activities relating to enforcing and ensuring compliance with the Companion Animals Act and Regulations (including information on pound data, data relating to dog attached, funding spent on companion animal management and activities, community education programs, strategies to promote the de-sexing of dogs and cats, strategies to comply with Section 64 to seek alternatives to euthanasia for unclaimed animals, off leash areas provided by Council area and detailed financial information on the use of companion animals fund money).

Companion Animals Act and Regulation

Council lodges an annual return with the Department of Local Government which shows the numbers of impounded companion animals. Key aspects of this year's return include:

- 86 dogs and 0 cats were seized, with 21 dogs and 0 cats returned to their owners.
- 220 dogs and 63 cats were surrendered.
- 268 Dogs were re-homed, 63 Cat's re-homed.
- 16 dogs were unsuitable to re-home.

Council spent \$171,725.80 on companion animal management related activities during 2020/2021, including the employment of a Regulatory Officer and vehicle running costs.

The vast majority of companion animals surrendered to, or seized by, Council were rehomed by volunteers from generous rescue groups who undertook regular visits to the Walgett pound to retrieve and re-home unclaimed dogs.

Council continues to support the public with subsidised de-sexing vouchers which are used at Shire local veterinary practices.

Council has also partnered with the Keeping Cats Safe at Home program, which offers de-sexing of cats at no cost to the owner; approximately 120 cats have been de-sexed with the program this year. The campaign will continue until 2024.

GOVERNMENT INFORMATION

Public Access Act 2009

Government Information (Public Access) Act
2009 S125 (1)

Authorised proactive release of Government Information.

An agency must, at intervals of not more than 12 months, review its program for the release of Government Information to identify the kinds of Government Information held by the agency that should in the public interest be made publicly available without imposing unreasonable additional costs on the agency.

Walgett Shire Council's program for proactive release of information involves;

- Progression of the systems and mechanisms utilised by the organisation to increase the effective access by members of the public to information that they have a right to view, download or copy (where applicable)
- Working towards ensuring all government information is available to the public on the Council website
- Ensuring that if information is not available on the Council website that it may be accessed by other means
- Reviewing the types of information requested via Formal Access applications and via customer contact with Council's Customer Service Centre and deciding if the information should be made readily available to all members of the public.

For the period 1 July 2021 to 30 June 2022, Council received five (5) Formal Applications and four (4) Informal Applications of which partial access was granted.

ENVIRONMENT PLANNING AND ASSESSMENT ACT 1979

Planning agreements under the Environmental Planning Assessment Act 1979

Details of compliance with and effect of planning agreements in force during the year.

A planning agreement was entered into by Council during 2021/2022 to work on-line with the NSW Planning system in conjunction with an ancillary company Solorient “Horizon”. The initial cost set-up was contributed by NSW Planning. The second layer has also been contributed by NSW Planning, as Council is now required to have the second API layer installed by the end of March 2023, to complete the total process.

CONDITION OF PUBLIC WORKS

A report on the condition of public works (including public buildings, public roads and water, sewerage and drainage works) under the control of the Council as at the end of 2021/2022 together with;

- a) An estimate (at current values) of the amount of money required to bring the works up to a satisfactory standard
- b) An estimate (at current values) of the annual expense of maintaining the works at that standard and
- c) The Council's program of maintenance for that year in respect of the works.

Public Buildings

Work has commenced on maintenance and renewal of Council owned and controlled buildings in line with the condition reports and asset management.

Public Roads

Council maintains a network of 2,462km local and regional roads, which are made up of regional (559km), local (1,817km) and urban (86km) roads. There are 429km of classified roads, which Council maintains on behalf of Transport NSW.

The urban network consists of 26 km of footpath and 77km of sealed roads. The length of sealed and unsealed roads in the Shire is 447km and 1,928km respectively. Council maintains 50 concrete bridges, 1 timber bridge, 11 box culverts and 1 pipe culvert.

The cost of improvement works estimated to bring the road assets to a satisfactory condition is \$4 million. It is estimated that it will cost \$3.685 million per annum to maintain the roads in satisfactory condition.

The roads assets replacement value and written down value at 30 June 2022 was:

Assets	Replacement Value	Written Down Value
<i>Roads</i>	\$217,757,018	\$166,257,094
<i>Footpaths</i>	\$7,775,936	\$6,070,655
<i>Bridges and Culverts</i>	\$75,129,180	\$42,058,366
	\$300,662,134	\$214,386,115

BUSHFIRE HAZARD REDUCTION PROGRAM

A report on the bush fire hazard reduction activities of the Council during 2021/2022 that include activities carried out under the Bush Fire Management Plan approved under the Rural Fires Act 1997.

Bushfire hazard reduction programs

The Bush Fire Management Committee held three (3) meetings during 2021/2022. At these meetings, Section 52 plan, land management and reports from various agencies were discussed. Council also attended two (2) Service Level Agreement (SLA) meetings during 2021/2022.

The NSW Rural Fire Service provided an allocation of \$13,711 in 2021/2022 to assist Council with roadside vegetation management and hazard reduction through vegetation slashing. This amount was expended as per the table below on Bushfire Hazard Reduction Programs.

2021/2022 Fire Hazard Reduction Works

Location	Total
<i>Burren Junction</i>	\$1,664
<i>Carinda</i>	\$3,237
<i>Come by Chance</i>	\$7,710
<i>Rowena Rd</i>	\$1,100
Rural Fire Service Contribution	\$13,711

TOURISM

Tourism activities 2021/2022:

Quarterly Newsletter Editions: September 2021, December 2021, March 2022, June 2022.

Successful Application to Community Events Funding Program Application \$300,000.

Finalised Tourism Subsite Design, plus engaged in website training for both the main council and tourism sites.

Participation in 2022 Inaugural Careers on Country Expo & Local Government Week Showcase.

Collaborated on successful application to acquire Whiddon Group's Kookaburra Court Premises for Walgett Visitor Information Centre

Contribution and collaboration on Destination Outback and Country's Destination Management Plan.

Collaboration on Far North West Joint Organisation's Tourism Marketing Campaign - Historical Hotel Tour.

Organised Tour de OROC Walgett Event: Business House Bowls Tournament.

Collaboration on application Regional Events Acceleration Fund for Jimmy Little Festival including updating Event Risk Assessment and Plan.

Organised Inaugural Walgett Council Christmas T-Shirt day on the 15th of December. In participation with Moree, Brewarrina, Armidale Shires.

Outcome of Application to Australian Street Arts Awards 2022: 'Stanley - The Big Bird', Lightning Ridge Finalist: Best Landmark Sculpture, 'Walgett Water Tower Mural' Finalist: Best Mega Mural.

Research and engaged Interactivink to produce Walgett & Lightning Ridge Region Visitor Guide.

Sale of Advertising Space in new Walgett Shire Visitor Guide.

Host Kamilaroi Highway AGM and Walgett Shire Familiarization.

Total Visitor Numbers to the Lightning Ridge Visitor Information Centre for last financial year was 31,450. Visitation was lower than expected due to major flooding events between NSW and Queensland.

New banners were ordered and erected in the main street of Lightning Ridge.

New Residents Events: In conjunction with Walgett CWA Branch and Lightning Ridge Rotary & Collarenebri Lions Club we had three successful events with Walgett seeing a major increase in participation from 2021 with approximately 30 New Residents in attendance.

Professional Tourism Photography for Lightning Ridge Bore Baths with photographer Andrew Pearson. Continual rain and road closures have meant Walgett and Burren Junction are still to be completed.

Promotion of all local community events, activities, and workshops: via website, social media, Weekly Bulletin and external media sources including Walgett Spectator, 2WEB & Western Plains App.

New branding and promotional material developed for Walgett Outdoor Community Markets: Flags. Street Banners, Pull Up Banners, Sandwich Board, Stickers

Advertising and promotional campaigns including: Outback Beds, Caravanning Australia Summer, Australian Road Rider, Australian Seniors News, Moree Champion, Goondiwindi Argus, Lightning Ridge Prospector, The Wanderer and Caravan World.

Improved collaboration and cross promotion between: Regional NSW, Destination Outback and Country, work with Destination NSW to identify gaps in Walgett Region Content Library and provide options for Drone Photography, New Kilaroi Highway Brochure, Great Artesian Drive: Content Development Phase, New Website, Image library & Written Copy, Regional NSW: Provide feedback and information to Regional NSW on an environmental study project within Walgett Shire, Provide support to Orana RDA to liaise with the Collarenebri Community and to promote Council's Economic Development Project for Collarenebri.

ABORIGINAL & MULTICULTURAL AFFAIRS AND PROMOTIONS

Details of programs, initiatives, relationship building opportunities and events undertaken by the Council during 2021/2022 to promote services and access for people with diverse cultural and linguistic backgrounds.

A recognised strength of Walgett Shire's Local Government Area (LGA) is its diversity; extending to many points of difference, including but not limited to, of lands and waterways, cultures, ways of life and backgrounds of our residents. Diversity can take shape in professional settings, within workplaces, institutions and more commonly in most aspects of life and the way in which we live. It's these elements of diversity which make each and every program and initiative delivered to our community special; offering opportunities for connections in not only a social capacity but also enhancing cultural awareness and understanding.

During 2021/2022 the Community Development staff worked to strengthen relationships with local and regional services organisations and agencies through collaboration to deliver many successful programs and recognition events which saw large community participation, despite the ongoing hurdles faced with COVID-19 restrictions and barriers caused by flood within the LGA.

Successful grant outcomes and collaborative resource sharing in program delivery has again proven to be best practice in service provision to the residents in our Shire and we are sincerely thankful that our local and regional services organisations and agencies share in the same desire to develop positive and strong partnerships for the betterment of the Walgett Shire residents.

This year's annual celebration of Reconciliation Week 2022 was centered around its theme of 'Be Brave - Make Change', engaging many across the Shire, creating opportunities for the strengthening of relationships and bonds amongst our residents through respect and understanding between the wider Australian community and Aboriginal and Torres Strait Islander peoples.

NAIDOC Week 2022 was celebrated broadly with the three larger communities of the Walgett LGA (Walgett, Lightning Ridge & Collarenebri) and acknowledged through events and programs which included official NAIDOC Week openings, Family Fun Days, community BBQ'S and youth focused activities in all Shire Youth Centres. This year's NAIDOC theme is 'Get Up - Stand Up- Show Up' and highlights our first peoples supported by our non-indigenous peoples standing up and being counted, participating in all walks of life embracing the cultural knowledge and understanding of Country as part of Australia's national heritage.

Other successful programs creating awareness and understanding of each other's story, background and cultures, vital for a thriving community, included 2022 Australia Day, Harmony Day, R u OK Day, Mental Health Day, Children's Week, Youth Week, Grandparents Day and much more.

HUMAN RESOURCE ACTIVITIES

A statement of the Human Resource activities undertaken by Council during 2021/2022.

The major human resource related activities undertaken within the Organisation during the 2021-2022 period included:

Human Resources Activities

A statement of the human resources activities undertaken by Council during 2020-2021

The major human resource related activities undertaken within the Organisation during the 2020-2021 period included:

- Industrial and Employee Relations
- Recruitment, selection and induction
- School to Work Program
- Consultative Committee administration
- Equal Employment Opportunity
- Training and development programs
- Salary Administration and Job evaluation
- Workplace Health and Safety
- Workers compensation, Injury management and rehabilitation

Work Health and Safety

The major Work Health and Safety related activities undertaken within the organisation from 1 July 2021 to 30 June 2022 included:

- Work site safety inspections
- Fire extinguisher testing
- Airfield inspections
- COVID education and testing
- Induction training-RMS
- Airport RO training
- Airports Managers Training
- Liaise with R.A.A.F - Governor General visit, Burren strip surveys
- Liaise with R.F.D.S
- Successful grant bid for airports safety
- Chemcert training, TfNSW training
- Develop/submit to CASA for approval Airport Manuals for Walgett & Lightning Ridge

The versatility and ability to move around the Shire saw the WHS Officer conducting many and varied site inspections, safety inspections and compliance testing. Being mobile also provided the opportunity for information and stores to be delivered throughout the Shire without the need to remove a crew member from a job site, therefore saving a lot of downtime for the crews, along with the provision of education and testing kits on site for COVID19.

Assisting the Tech Officer for Hwys during the period of flooding that occurred in November also proved to be valuable as another set of eyes for flood intelligence was available.

The airports role has been a full on learning experience with required training being completed, liaising with CASA, providing NOTAMS, grant funding, equipment sourcing/purchasing.

Workers Compensation, injury management and rehabilitation

The Work-Health and Safety Officer and Rehabilitation Co-Ordinator, in conjunction with the Human Resources Manager, provides advice, guidance and support to managers, supervisors and employees to help prevent injury or illness related to work activities. Where injury or illness did occur assistance was given to assist in a timely and safe return to pre-injury duties.

Appropriate controls were actioned to return injured workers to the workplace and to prevent further injury.

Where injury resulted in a claim for workers Compensation the claims were proactively managed in line with Council's obligations under the legislation.

Medical providers contributed to the management of workplace injuries and illness through the provision of expert medical advice and pre-employment health checks.

Industrial Relations

Support and guidance was provided to managers, supervisors and employees during performance management, disciplinary and industrial matters to ensure procedural fairness and effective outcomes were achieved. Advice and guidance was provided to managers, supervisors in regard to the Local Government (State) Award 2020 and legislation surrounding employment.

Health and Safety Committee

The Health and Safety Committee is representative of the broader workforce and considers issues relating to the Work Health and Safety Act 2011. The committee met on six (6) occasions during 2021/2022 financial year.

The Consultative Committee

The Consultative Committee is representative of the broader workforce and considers issues relating to the Local Government (State) Award 2020. There was one (1) meeting held during the 2021/2022 financial year.

Recruitment, selection and induction

The turnover rate for the period 01 July 2021 to 30 June 2022 was 33.13%, up by 19.06% from the period 1 July 2020 to 30 June 2021. Council continues to implement flexible working conditions, training and development opportunities, corporate uniform and subsidised housing rental to support the recruitment, retention and development of suitable staff.

Recruitment activity for the period 01 July 2021 to 30 June 2022 totalled 62 new appointments. Council continues to recruit, develop and train employees engaged through traineeships and apprenticeship employment options. During the 2021/2022 year, two (2) apprentice mechanics and one (1) trainee (water & waste water) were recruited.

In managing recruitment, selection and induction processes, Council was conscious of the application of fair and equitable processes and preservation of the principles of merit and Equal Employment Opportunity.

School to Work Program

Walgett Shire Council continued the School to Work Program in partnership with Walgett Community College, Collarenebri and Lightning Ridge High Schools. This program was introduced to assist students in choosing a career path within Local Government. Students are assigned to a 'buddy' to assist them whilst at work and are offered training and development to improve their skills. Ten (10) students participated in the program for the 2021/2022 financial year.

Participants have been placed at the Walgett Library, Youth Services and Parks and Gardens.

Training Programs

Council continues to encourage employees to participate in training and development. During the period 2021/2022, Council expended \$131,205.96 (including outdoors staff wages costs) on training, accommodation, travel and registration expenses. An additional amount of \$1,166.09 was expended on conference attendance and travel to assist staff to improve their skills and remain up to date with legislative requirements.

Training included but was not limited to:

- RMS Traffic control tickets - Traffic Controller, Implement Traffic Control Plan Prepare Workzone & Traffic Management Plan (initial and refreshers)
- Truck licencing HR & HC
- Certificate III water operations (enrolled)
- First Aid
- Certificate III Civil Construction (enrolled)
- Apprentice mechanic (enrolled)
- Underground Petroleum Storage Tank System
- Certificate IV Local Government (Regulatory Control)
- Aerodrome Reporting
- Chemical Certificate (new and refresher)

Salary Administration

The Human Resources Manager administered the salary system on behalf of the entire organisation to ensure compliance with Local Government (State) Award 2020. A number of position descriptions were developed, revised and evaluated through the Mercer Evaluation System to ensure appropriate grading.

YOUTH DEVELOPMENT & CHILDREN SERVICES

Details of programs undertaken by the Council during 2021/2022 to develop and promote services and programs that provide for the needs of children.

Our community and youth services teams continue to support the families of our Local Government Area (LGA) with innovative programs, events and opportunities providing meaningful engagement through social interaction and capacity building, with these services proving to be very popular with up to 35 young people attending youth centre activities each afternoon. Families are also demonstrating interest in services and programs targeting young people with many immediate family members participating in events and programs over the past year.

Positive social interaction and meaningful engagement with young people creates provision for less anti-social acts and reduces the number of young people on the streets and potentially winding up in mischief across communities. Through sustained investment in resources and the provision of qualified youth workers, Council has been able to offer self-esteem building and leadership opportunities, which will allow our youth to grow into well-informed, balanced and connected young people - who may just become the future leaders of our Shire!

This year saw all of Council's Youth Centers operate in new locations; Walgett has now moved to the brand new PCYC building, Lightning Ridge is located in the new Multi-Purpose Centre and Collarenebri is now operating at the Red Shed.

Several successful funding submissions has seen delivery of all school holiday programs across the Shire, with "Summer Nights", "Active Arvos", and "Flix in da Stix" proving popular and high on the list of things that young people wish to participate in.

Youth Week within the Walgett Shire LGA is a focus of our Council. The partnerships developed between the youth council, youth development teams, local service providers and the wider community has flourished, enabling Council's celebration of Youth Week 2022: It's up to YOUth' to offer three massive weeks of fun and entertainment, which not only engaged the youth/young people but the whole of the community as well. Our programming focused on showcasing the skills of our youth and creating opportunities for our young people to feel valued, connected to and supported. This year's program saw Council recognised at the NSW Local Government Awards (for the 15th consecutive year) in the categories of "Most Innovative Youth Week Program" and "Best Small Council with Most Outstanding Youth Week Program."

Council continues to collaborate and partner through staff, with external agencies and services, to maximise opportunities to better inform, support and advocate for our young people in their journey into adulthood. This would not be achievable without the service providers and organisations who continually support our efforts and acknowledge that succession planning within our network is vital towards instilling a continuum of "engaged and interested" wave of youth.

PUBLIC LIBRARIES AND INFORMATION SERVICES

Details of programs undertaken by Council during 2021/2022 to develop and promote the use of library and information services

Our libraries play an important role in their respective communities and are fundamentally important informational, educational, cultural and social institutions. The Shire Libraries in both Walgett and Lightning Ridge, supported by deposit stations in Burren Junction and Collarenebri have had significant usage and support from our local communities. This year Council also renovated a new library space for the Collarenebri community where members can read, relax and continue to borrow books.

The Library Act 1939, Section 10, sets out that public libraries are to offer free basic reference services to the community. Reference assistance is a core service, and is one of the facets of library service that is a point of difference between libraries and other agencies. Collecting and reporting data for this important indicator of use assists to demonstrate the value of public libraries. (Current members 1387)

Big Sky Libraries are tangible and eSmart Library offering a wide variety of free resources, such as books, newspapers and magazines, DVD's and audio books, eBooks, eMagazines and even movies. 24/7 access to our eResources are available through applications such as Libby, BorrowBox, Kanopy, IndyReads and Wheelers. All you need is your library card! Council has also incorporated a free 'books on wheels' delivery service to housebound members of the local community who are physically unable to visit the library.

At our libraries, members can use our computers to access the internet (with FREE WiFi availability) and Microsoft Office. In addition, printing and scanning facilities are available for use at most of our locations. Our friendly staff are also available to assist, whether it be with technology questions right through to book recommendations.

Also available are free programs and resources ranging from early childhood, community interest, education, literacy, and recreational activities that cover various interests and topics suitable for everyone. It is pleasing to see our youth access these facilities and enjoy using the library after school for tutoring, creative activities and accessing computer resources to help supplement their studies.

The Shire Libraries continue to grow across our Local Government Area as being safe and convenient community spaces.

The Walgett Knitting Group is a Tuesday favourite for many local senior ladies, who enjoy their craft over a chat and a nice hot cuppa! This year they have donated knitted and crocheted articles to Mission Australia, Coolibah kids daycare centre and the Chris O'Brien Life house organisation.

On Thursdays, you will find the Art Group, which continues to flourish, holding exhibitions, workshops and fund raisers for local organisations. The Coonamble Outback Arts Centre will be hosting an exhibition in November 2022, where some of their works will be on display.

Playgroup is popular on Fridays for mums, babies and toddlers who enjoy story time, music craft and sharing a yarn together.

HEALTH AND WELLBEING

The health and wellbeing of our residents in the Walgett Shire Local Government Area is a primary focus of Council. By taking a proactive approach, in collaboration with local health providers and other wellbeing agencies/organisations, Council supports early education and awareness before intervention becomes necessary.

To be able to do this, it is essential to have strong formidable relationships with our local, State and Federal partners in advocating, promoting and delivering 'whole of being' wellness to our residents. This year Council worked with community, youth, Aboriginal Affairs, Big Sky Libraries, family support services, domestic violence support services, schools, sporting associations and law and enforcement agencies across the Shire. Our presence on both the Walgett and Lightning Ridge Inter-Agency Groups ensure Council is well informed of community needs, and possible gaps, to address the health and wellbeing fundamentals for our residents across the Shire.

These partnerships have enabled Council to deliver and/or partake in a range of programs and activities which address a broad spectrum of health and wellbeing concerns from drug awareness, sexual health and wellbeing, social connection, physical activity and mental health.

Some community focused events celebrated this year were for International Women's Day, Youth Week, Children's Week, Grandparents Day, Seniors Week, Carers Week and Suicide Prevention Awareness. All were well supported by the community, with great attendance at some of the highlight activities including local and national dance groups, excursions, gardening and movie nights.

Throughout the year Council's libraries also continue to offer quality services to Walgett Shire residents by providing a variety of services, group activities and workshops for our community to attend. By offering a safe place for social connection and friendships, residents are able to enjoy topics such as arts and crafts, skill enhancement, baby play, literature and even music.

Council is pleased to have worked for the community, together with the community, and will continue towards promoting an inclusive, safe and healthy lifestyle for all residents within the Walgett Shire.

COMMUNITY CAPACITY BUILDING

Council's key objective remains to be focused on building the capacity of our residents and maximizing opportunities for the community to improve their quality of life whilst embracing social diversity and their own culture.

Through the formation of community working groups and solid engagement with government agencies and community not-for-profit service groups, Council saw increased participation across the majority of programs which were successfully delivered by our Community, Library and Youth Development teams. A large part of our delivery of service centered around meaningful engagement, creating strong social bonds, advocating for improved lifestyles and providing opportunities for our residents to up-skill.

Council's Youth Development Officer and Aboriginal Liaison Officer ensure their programs promote and encourage whole of community participation across all age groups and backgrounds, often developing programs which are diverse in their content and also engage parents and carers.

Family initiative programs saw a significant increase in both senior and youth participation as the community was eager to socially re-connect after COVID-19 gathering health restrictions were placed on regional communities.

This year has seen a total of eleven (11) young people participate in the 'School 2 Work' program, assisting them in obtaining vital skills and experiences as they move forward from school into the workforce. Youth are engaged and supported in areas including libraries, youth centers, reception, civil works, visitor information centers and community development. With the highest number of participants, for over four years, Council is encouraged and looking towards working with the Department of Education and local businesses to host Careers Expo later in 2022.

Our youth leadership initiatives were limited this year, with COVID-19 restrictions and flood impacting our ability to hold Youth Council forums. It is expected that in the new year, with the health restrictions removed and receded floodwaters, forums can take place again and enable Youth Council to be the voice of youth across the Shire.

Staff are ever engaging in upskilling and working on a continuous improvement model, all the time working towards excellence in service delivery for the residents of the Walgett Shire.

ACCESS AND EQUITY

A report on the Council's performance in relation to access and equity to meet residents needs outlined in Council's Delivery Program undertaken in 2021/2022.

Council aligns many programs and initiatives with its current Community Strategic and Disability Inclusion Action Plans. Our community team's work alongside many services that support and work towards supporting marginalized groups across our Shire.

A range of initiatives were developed and delivered to the Walgett Shire Local Government Area (LGA) to support access and inclusion, which were additionally supported with the provision of transport options for those people with a disability, their carers and other residents who required assistance.

Council continues to play a support role in Youth and Community Mental Health and works alongside community organizations to promote and support our residents. The R U OK Day and Suicide Prevention programs, were well attended by the community despite the continued rain.

"Council will remain committed and recognizes the importance to provide all residents with equal access and equity opportunities and activities that meet residents' needs and expectations. Council's community services team are now recognized as a listening council and connected to its residents."

Council meets these needs by;

- Working with Council driven focus groups relating to issues, events and betterment of the communities welfare and direction
- Continuous commitment to work and achieve outcomes of our Disability Inclusion Action Plan
- Working alongside local Health and State bodies in supplying and distributing COVID hamper and wellbeing packs throughout the recent Pandemic.
- Partnering with services in establishing COVID testing stations across communities
- Consulting and communicating decisions effectively through Council's website, media releases and information flow , informing Interagency groups across communities and local Aboriginal Working Parties
- Providing opportunities for the public to address agenda items at Council meetings
- Strengthening and maintaining the community's involvement in the delivery of services through a transparent process of networking and partnerships
- A consultation framework that promotes and values engagement with all community sectors, making provision for a voice of our residents.
- Providing opportunities for residents to have input into programs and initiatives facilitated by the youth and community development team
- Installation of areas for recreation and accessibility for all people across the Shire
- Ongoing audit and assessment of Council facilities and access concerns

CATEGORY 1 BUSINESS ACTIVITIES & STATEMENT

A list of the Category 1 Business activities of the Council 2021/2022.

Council's significant business activities are as follows:

- Category 1 (annual sales turnover \$2 million and above)

Walgett Shire Council does not have any Category 1 Business Activities for the period 1 July 2021 to 30 June 2022.

A statement of expenses, revenues and assets in relation to each Category 1 business activity.

Council does not have any Category 1 business activities.

CATEGORY 2 BUSINESS ACTIVITIES

Local Government (General)
Regulation 2021
Clause 217 (1) (d) (iii)

A list of the Category 2 business activities of the Council.

The following business activities have been identified as Category 2 Businesses (annual sales turnover less than \$2 million):

- Council has two (2) business activities declared as Category 2 business activities with total annual operating revenue less than \$2 million. These businesses units are Walgett Shire Water Services and Walgett Shire Sewerage Services as contained in the Special Purpose Financial Report attached to the Annual report.

IMPLEMENTATION OF COMPETITIVE NEUTRALITY

A summary of the progress of the Council in implementing the principals of Competitive Neutrality.

The disclosure requirements are reflected in Council's pricing and financial reporting systems and include taxation equivalents, Council subsidies, rate of return on investments in business units and dividends paid.

Competitive Neutrality Pricing Requirements

A statement as to whether the Competitive Neutrality requirements have or have not been applied to each Category 1 business activity of the Council.

Council does not have any Category 1 Business Activities.

Complaint Handling Mechanism for Competitive Neutrality

A statement regarding the establishment of a complaints handling mechanism for Competitive Neutrality complaints, and as to the manner in which the Council publicises and makes the mechanism known to the public.

In July 2016 Council implemented a new Customer Action Request system called EnviroCAR. This online service request system allows members of the public and also Council staff to lodge requests/complaints for a variety of service needs such as road maintenance, animals, parks and gardens, building enquiries, rates etc.

With EnviroCAR implemented a new streamline process is now in place with comprehensive workflow and reporting capabilities, customer notifications via SMS, e-mail or letter and integration into Councils existing corporate systems.

Members of the public can access this system by navigating to Councils website at www.walgett.nsw.gov.au and selecting Customer Request from the quick link button on the right hand side of the website or alternatively you can call Council on (02) 6828 6100 and submit one over the telephone.

Council has adopted a Complaints Management Policy which would also respond to complaints in relation to Competitive Neutrality.

Summary of Competitive Neutrality Complaints


A summary of Competitive Neutrality that have been made against the Council during the year (including details of the number of complaints received and the subject matter or nature of the complaints) and a statement as to the outcome of those complaints (including details as to the number of complaints disposed of during the year and the number still outstanding at the end of the year).

No complaints in relation to Competitive Neutrality have been made against the Council in 2021/2022.

PRIVACY AND PERSONAL INFORMATION PROTECTION ACT

The annual report of each public sector agency must include;

- a. statement of the action taken by the agency in complying with the requirements of the Act;*
 - Council has adopted an Internal Reporting Policy under the Public Interest Disclosure Act 1994. The Policy details the actions and processes for making a disclosure under this legislation
- b. Statistical details of any review conducted by or on behalf of the agency under Part 5;*
 - No reviews were undertaken by Council under Part 5 of the Act.



Attachment A

2021/2022 Financial Statement

Walgett Shire Council

ANNUAL FINANCIAL STATEMENTS
for the year ended 30 June 2022

*That the community utilise the opportunities that arise from
our environment, to improve their quality of life, while
embracing its ethnic and social diversity to the benefit of all.*



Walgett Shire Council

GENERAL PURPOSE FINANCIAL STATEMENTS for the year ended 30 June 2022

*That the community utilise the opportunities that arise from
our environment, to improve their quality of life, while
embracing its ethnic and social diversity to the benefit of all.*



Walgett Shire Council

General Purpose Financial Statements

for the year ended 30 June 2022

Contents	Page
Understanding Council's Financial Statements	3
Statement by Councillors and Management	4
Primary Financial Statements:	
Income Statement	5
Statement of Comprehensive Income	6
Statement of Financial Position	7
Statement of Changes in Equity	8
Statement of Cash Flows	9
Notes to the Financial Statements	10
Independent Auditor's Reports:	
On the Financial Statements (Sect 417 [2])	87
On the Financial Statements (Sect 417 [3])	90

Walgett Shire Council

General Purpose Financial Statements

for the year ended 30 June 2022

Understanding Council's Financial Statements

Introduction

Each year NSW local governments are required to present audited financial statements to their council and community.

What you will find in the Statements

The financial statements set out the financial performance, financial position and cash flows of Council for the financial year ended 30 June 2022.

The format of the financial statements is standard across all NSW Councils and complies with both the accounting and reporting requirements of Australian Accounting Standards and requirements as set down by the Office of Local Government.

About the Councillor/Management Statement

The financial statements must be certified by senior staff as 'presenting fairly' the Council's financial results for the year and are required to be adopted by Council – ensuring both responsibility for and ownership of the financial statements.

About the Primary Financial Statements

The financial statements incorporate five "primary" financial statements:

1. The Income Statement

Summarises Council's financial performance for the year, listing all income and expenses. This statement also displays Council's original adopted budget to provide a comparison between what was projected and what actually occurred.

2. The Statement of Comprehensive Income

Primarily records changes in the fair value of Council's Infrastructure, property, plant and equipment.

3. The Statement of Financial Position

A 30 June snapshot of Council's financial position indicating its assets, liabilities and "net wealth".

4. The Statement of Changes in Equity

The overall change for the year (in dollars) of Council's "net wealth".

5. The Statement of Cash Flows

Indicates where Council's cash came from and where it was spent. This statement also displays Council's original adopted budget to provide a comparison between what was projected and what actually occurred.

About the Notes to the Financial Statements

The Notes to the Financial Statements provide greater detail and additional information on the five primary financial statements.

About the Auditor's Reports

Council's financial statements are required to be audited by the NSW Audit Office.

In NSW the auditor provides 2 audit reports:

1. An opinion on whether the financial statements present fairly the Council's financial performance and position, and
2. their observations on the conduct of the audit, including commentary on the Council's financial performance and financial position.

Who uses the Financial Statements?

The financial statements are publicly available documents and must be presented at a Council meeting between seven days and five weeks after the date of the audit report.

The public can make submissions to Council up to seven days subsequent to the public presentation of the financial statements.

Council is required to forward an audited set of financial statements to the Office of Local Government.

Walgett Shire Council

General Purpose Financial Statements for the year ended 30 June 2022

Statement by Councillors and Management

Statement by Councillors and Management made pursuant to Section 413 (2c) of the *Local Government Act 1993* (NSW)

The attached general purpose financial statements have been prepared in accordance with:


- the *Local Government Act 1993* and the regulations made thereunder,
- the Australian Accounting Standards and other pronouncements of the Australian Accounting Standards Board
- the Local Government Code of Accounting Practice and Financial Reporting.

To the best of our knowledge and belief, these statements:


- present fairly the Council's operating result and financial position for the year
- accord with Council's accounting and other records.

We are not aware of any matter that would render these statements false or misleading in any way.

Signed in accordance with a resolution of Council made on 30 August 2022.



Jane Keir
Mayor
30 August 2022



Greg Rummary
Deputy Mayor
30 August 2022



Michael Urquhart
General Manager
30 August 2022



Tony Hughes
Responsible Accounting Officer
12 September 2022

Walgett Shire Council

Income Statement

for the year ended 30 June 2022

Original unaudited budget 2022 \$ '000		Notes	Actual 2022 \$ '000	Actual 2021 \$ '000
Income from continuing operations				
9,828	Rates and annual charges	B2-1	9,696	9,418
5,985	User charges and fees	B2-2	1,983	6,903
2,270	Other revenues	B2-3	704	1,350
11,280	Grants and contributions provided for operating purposes	B2-4	17,477	17,470
12,466	Grants and contributions provided for capital purposes	B2-4	2,871	5,895
409	Interest and investment income	B2-5	510	475
1	Other income	B2-6	237	256
–	Net share of interests in joint ventures and associates using the equity method	D2a	–	41
42,239	Total income from continuing operations		33,478	41,808
Expenses from continuing operations				
8,505	Employee benefits and on-costs	B3-1	8,652	8,906
11,589	Materials and services	B3-2	15,260	18,588
102	Borrowing costs	B3-3	305	288
7,675	Depreciation, amortisation and impairment of non-financial assets	B3-4	7,085	6,334
4,477	Other expenses	B3-5	1,388	2,195
–	Net loss from the disposal of assets	B4-1	249	51
–	Net share of interests in joint ventures and associates using the equity method	D2a	40	–
32,348	Total expenses from continuing operations		32,979	36,362
9,891	Operating result from continuing operations		499	5,446
9,891	Net operating result for the year attributable to Council		499	5,446
Net operating result for the year before grants and contributions provided for capital purposes				
(2,575)			(2,372)	(449)

The above Income Statement should be read in conjunction with the accompanying notes.

Walgett Shire Council

Statement of Comprehensive Income

for the year ended 30 June 2022

	Notes	2022 \$ '000	2021 \$ '000
Net operating result for the year – from Income Statement		499	5,446
Other comprehensive income:			
Gain (loss) on revaluation of infrastructure, property, plant and equipment	C1-6	44,295	437
Total items which will not be reclassified subsequently to the operating result		44,295	437
Total other comprehensive income for the year		44,295	437
Total comprehensive income for the year attributable to Council		44,794	5,883

The above Statement of Comprehensive Income should be read in conjunction with the accompanying notes.

Walgett Shire Council

Statement of Financial Position

as at 30 June 2022

	Notes	2022 \$ '000	2021 \$ '000
ASSETS			
Current assets			
Cash and cash equivalents	C1-1	9,116	11,040
Investments	C1-2	18,000	16,500
Receivables	C1-4	9,683	10,175
Inventories	C1-5	835	1,020
Other	C1-7	43	26
Total current assets		37,677	38,761
Non-current assets			
Investments	C1-2	9,000	6,000
Receivables	C1-4	60	80
Infrastructure, property, plant and equipment (IPPE)	C1-6	359,299	315,936
Right of use assets	C2-1	33	109
Investments accounted for using the equity method	D2-1	664	704
Total non-current assets		369,056	322,829
Total assets		406,733	361,590
LIABILITIES			
Current liabilities			
Payables	C3-1	3,364	2,087
Contract liabilities	C3-2	5,552	4,151
Lease liabilities	C2-1	26	78
Borrowings	C3-3	423	527
Employee benefit provisions	C3-4	1,922	2,221
Total current liabilities		11,287	9,064
Non-current liabilities			
Lease liabilities	C2-1	6	33
Borrowings	C3-3	913	1,336
Employee benefit provisions	C3-4	88	145
Provisions	C3-5	3,885	5,252
Total non-current liabilities		4,892	6,766
Total liabilities		16,179	15,830
Net assets		390,554	345,760
EQUITY			
Accumulated surplus		129,048	128,549
IPPE revaluation reserve	C4-1	261,506	217,211
Council equity interest		390,554	345,760
Total equity		390,554	345,760

The above Statement of Financial Position should be read in conjunction with the accompanying notes.

Walgett Shire Council

Statement of Changes in Equity

for the year ended 30 June 2022

	2022			2021		
	Accumulated surplus \$ '000	IPPE revaluation reserve \$ '000	Total equity \$ '000	Accumulated surplus \$ '000	IPPE revaluation reserve \$ '000	Total equity \$ '000
Opening balance at 1 July	128,549	217,211	345,760	123,103	216,774	339,877
Net operating result for the year	499	–	499	5,446	–	5,446
Other comprehensive income						
Gain (loss) on revaluation of infrastructure, property, plant and equipment	–	44,295	44,295	–	437	437
Other comprehensive income	–	44,295	44,295	–	437	437
Total comprehensive income	499	44,295	44,794	5,446	437	5,883
Closing balance at 30 June	129,048	261,506	390,554	128,549	217,211	345,760

The above Statement of Changes in Equity should be read in conjunction with the accompanying notes.

Walgett Shire Council

Statement of Cash Flows

for the year ended 30 June 2022

Original unaudited budget 2022 \$ '000		Notes	Actual 2022 \$ '000	Actual 2021 \$ '000
Cash flows from operating activities				
Receipts:				
9,763	Rates and annual charges		9,350	9,391
7,001	User charges and fees		2,705	7,125
413	Interest received		476	551
23,714	Grants and contributions		22,165	25,070
–	Bonds, deposits and retentions received		–	6
2,293	Other		2,404	4,314
Payments:				
(8,435)	Payments to employees		(9,077)	(8,821)
(11,755)	Payments for materials and services		(16,718)	(22,560)
(91)	Borrowing costs		(78)	(111)
–	Bonds, deposits and retentions refunded		(15)	–
(4,562)	Other		(3,115)	(1,451)
18,341	Net cash flows from operating activities	G1-1	8,097	13,514
Cash flows from investing activities				
Receipts:				
700	Redemption of term deposits		18,500	34,500
650	Proceeds from sale of IPPE		125	91
–	Deferred debtors receipts		28	30
Payments:				
–	Acquisition of term deposits		(23,000)	(36,000)
(22,711)	Payments for IPPE		(5,068)	(12,955)
(21,361)	Net cash flows from investing activities		(9,415)	(14,334)
Cash flows from financing activities				
Receipts:				
1,920	Proceeds from borrowings		–	–
Payments:				
(593)	Repayment of borrowings		(527)	(743)
–	Principal component of lease payments		(79)	(20)
1,327	Net cash flows from financing activities		(606)	(763)
(1,693)	Net change in cash and cash equivalents		(1,924)	(1,583)
6,617	Cash and cash equivalents at beginning of year		11,040	12,623
4,924	Cash and cash equivalents at end of year	C1-1	9,116	11,040
20,540	plus: Investments on hand at end of year	C1-2	27,000	22,500
25,464	Total cash, cash equivalents and investments		36,116	33,540

The above Statement of Cash Flows should be read in conjunction with the accompanying notes.

Walgett Shire Council

Contents for the notes to the Financial Statements for the year ended 30 June 2022

A About Council and these financial statements	12
A1-1 Basis of preparation	12
B Financial Performance	15
B1 Functions or activities	15
B1-1 Functions or activities – income, expenses and assets	15
B1-2 Components of functions or activities	16
B2 Sources of income	17
B2-1 Rates and annual charges	17
B2-2 User charges and fees	18
B2-3 Other revenues	19
B2-4 Grants and contributions	20
B2-5 Interest and investment income	23
B2-6 Other income	23
B3 Costs of providing services	24
B3-1 Employee benefits and on-costs	24
B3-2 Materials and services	25
B3-3 Borrowing costs	25
B3-4 Depreciation, amortisation and impairment of non-financial assets	26
B3-5 Other expenses	27
B4 Gains or losses	28
B4-1 Gain or loss from the disposal, replacement and de-recognition of assets	28
B5 Performance against budget	29
B5-1 Material budget variations	29
C Financial position	31
C1 Assets we manage	31
C1-1 Cash and cash equivalents	31
C1-2 Financial investments	31
C1-3 Restricted and allocated cash, cash equivalents and investments	33
C1-4 Receivables	35
C1-5 Inventories	37
C1-6 Infrastructure, property, plant and equipment	39
C1-7 Other	43
C2 Leasing activities	44
C2-1 Council as a lessee	44
C2-2 Council as a lessor	46
C3 Liabilities of Council	47
C3-1 Payables	47
C3-2 Contract Liabilities	48
C3-3 Borrowings	49
C3-4 Employee benefit provisions	51
C3-5 Provisions	53

Walgett Shire Council

Contents for the notes to the Financial Statements for the year ended 30 June 2022

C4 Reserves	55
C4-1 Nature and purpose of reserves	55
D Council structure	56
D1 Results by fund	56
D1-1 Income Statement by fund	56
D1-2 Statement of Financial Position by fund	57
D2 Interests in other entities	58
D2-1 Interests in joint arrangements	58
E Risks and accounting uncertainties	61
E1-1 Risks relating to financial instruments held	61
E2-1 Fair value measurement	65
E3-1 Contingencies	72
F People and relationships	75
F1 Related party disclosures	75
F1-1 Key management personnel (KMP)	75
F1-2 Councillor and Mayoral fees and associated expenses	77
F2 Other relationships	78
F2-1 Audit fees	78
G Other matters	79
G1-1 Statement of Cash Flows information	79
G2-1 Commitments	80
G3-1 Events occurring after the reporting date	80
G4 Statement of performance measures	81
G4-1 Statement of performance measures – consolidated results	81
G4-2 Statement of performance measures by fund	82
H Additional Council disclosures (unaudited)	84
H1-1 Statement of performance measures – consolidated results (graphs)	84
H1-2 Council information and contact details	86

A About Council and these financial statements

A1-1 Basis of preparation

These financial statements were authorised for issue by Council on 30 August 2022. Council has the power to amend and reissue these financial statements in cases where critical information is received from public submissions or where the OLG directs Council to amend the financial statements.

The principal accounting policies adopted in the preparation of these financial statements are set out below.

These policies have been consistently applied to all the years presented, unless otherwise stated.

These general purpose financial statements have been prepared in accordance with Australian Accounting Standards and Australian Accounting Interpretations, the *Local Government Act 1993* (Act) and *Local Government (General) Regulation 2005* (Regulation), and the Local Government Code of Accounting Practice and Financial Reporting.

Council is a not for-profit entity.

The financial statements are presented in Australian dollars and are rounded to the nearest thousand dollars.

Historical cost convention

These financial statements have been prepared under the historical cost convention, as modified by the revaluation of certain infrastructure, property, plant and equipment.

Significant accounting estimates and judgements

The preparation of financial statements requires the use of certain critical accounting estimates. It also requires management to exercise its judgement in the process of applying the Council's accounting policies.

Estimates and judgements are continually evaluated and are based on historical experience and other factors, including expectations of future events that may have a financial impact on the Council and that are believed to be reasonable under the circumstances.

Critical accounting estimates and assumptions

Council makes estimates and assumptions concerning the future.

The resulting accounting estimates will, by definition, seldom equal the related actual results.

The estimates and assumptions that have a significant risk of causing a material adjustment to the carrying amounts of assets and liabilities within the next financial year include:

- (i) estimated fair values of infrastructure, property, plant and equipment – refer Note C1-6
- (ii) estimated landfill and gravel pit remediation provisions – refer Note C3-5
- (iii) employee benefit provisions – refer Note C3-4

Significant judgements in applying the Council's accounting policies

- (i) Impairment of receivables - refer Note C1-4
- (ii) Determination of whether performance obligations are sufficiently specific and whether the contract is within the scope of AASB 15 *Revenue from Contracts with Customers* and / or AASB 1058 *Income of Not-for-Profit Entities* - refer to Notes B2-2 - B2-4.
- (iii) Determination of the lease term, discount rate (when not implicit in the lease) and whether an arrangement contains a lease - refer to Note C2-1.

Monies and other assets received by Council

The Consolidated Fund

In accordance with the provisions of Section 409(1) of the Local Government Act 1993 (NSW), all money and property received by Council is held in the Council's Consolidated Fund unless it is held in the Council's Trust Fund.

A1-1 Basis of preparation (continued)

Cash and other assets of the following entities have been included as part of the Consolidated Fund:

General purpose operations
 Water Supply Fund
 Walgett Water Supply Service
 Lightning Ridge Water Supply Service
 Collarenebri Water Supply Service
 Villages Water Supply Service
 Sewerage Fund
 Walgett Sewerage Service
 Lightning Ridge Sewerage Service
 Collarenebri Sewerage Service
 Domestic Waste Management Fund

The Trust Fund

In accordance with the provisions of Section 411 of the *Local Government Act 1993 (NSW)* (as amended), a separate and distinct Trust Fund is maintained to account for all money and property received by Council in trust which must be applied only for the purposes of, or in accordance with, the trusts relating to those monies.

Trust monies and property subject to Council's control have been included in these reports.

The following Trust monies and properties are held by Council and are included in these financial statements:

Lightning Ridge Bore Baths Committee
 Namoi Village Bingo - V Boney
 Lightning Ridge Cemetery (Bequest)
 Mooribul Day
 Walgett Meals on Wheels
 Burren Junction Hall Committee

A separate statement of monies held in the Trust Fund is available for inspection at the council office by any person free of charge.

Goods and Services Tax (GST)

Revenues, expenses and assets are recognised net of the amount of associated GST, unless the GST incurred is not recoverable from the taxation authority. In this case it is recognised as part of the cost of acquisition of the asset or as part of the expense.

Receivables and payables are stated inclusive of the amount of GST receivable or payable. The net amount of GST recoverable from, or payable to, the taxation authority is included with other receivables or payables in the Statement of Financial Position.

Cash flows are presented on a gross basis. The GST components of cash flows arising from investing or financing activities that are recoverable from, or payable to, the taxation authority, are presented as operating cash flows.

Volunteer services

Council's Lightning Ridge Visitor Information Centre utilises a number of volunteers to assist visitors to the area. Council remits a stipend to these volunteers in recognition of their service to Walgett Shire's tourism industry. Any shortfall between the payment of this stipend and staff wages is considered immaterial to Council's financial statements.

A1-1 Basis of preparation (continued)

New accounting standards and interpretations issued but not yet effective

New accounting standards and interpretations issued but not yet effective

Certain new accounting standards and interpretations (ie. pronouncements) have been published by the Australian Accounting Standards Board that are not mandatory for the 30 June 2022 reporting period.

Council has elected not to apply any of these pronouncements in these financial statements before their operative dates.

As at the date of authorisation of these financial statements Council does not consider that any of these new (and still to be applied) standards and interpretations are likely to have a material impact on the Council's future financial statements, financial position, financial performance or cash flows.

New accounting standards adopted during the year

During the year Council adopted the following accounting standards and interpretations (as issued by the Australian Accounting Standards Board) which were mandatorily effective from 1 July 2021:

- *AASB 2020-8 Amendments to Australian Accounting Standards – Interest Rate Benchmark Reform – Phase 2*
- *AASB 2020-9 Amendments to Australian Accounting Standards – Tier 2 Disclosures: Interest Rate Benchmark Reform (Phase 2) and Other Amendments*
- *AASB 2020-7 Amendments to Australian Accounting Standards – COVID-19 Related Rent Concessions: Tier 2 disclosures [AASB 16 and AASB 1060]*
- *AASB 2021-3 Amendments to Australian Accounting Standards – COVID-19 Related Rent Concessions beyond 30 June 2021*
- *AASB 2021-1 Amendments to Australian Accounting Standards – Transition to Tier 2: Simplified Disclosures for Not-for-Profit Entities*

There has been no material impact on the adoption of these standards on Council's financial statements.

B Financial Performance

B1 Functions or activities

B1-1 Functions or activities – income, expenses and assets

Income, expenses and assets have been directly attributed to the following functions or activities. Details of those functions or activities are provided in Note B1-2.										
	Income		Expenses		Operating result		Grants and contributions		Carrying amount of assets	
	2022	2021	2022	2021	2022	2021	2022	2021	2022	2021
	\$ '000	\$ '000	\$ '000	\$ '000	\$ '000	\$ '000	\$ '000	\$ '000	\$ '000	\$ '000
Functions or activities										
Community	1,148	1,419	4,618	6,034	(3,470)	(4,615)	610	884	—	—
Economic Development	468	1,331	3,934	4,374	(3,466)	(3,043)	160	221	—	—
Governance and Civic Leadership	12,958	11,324	6,288	4,342	6,670	6,982	6,571	4,838	73,942	58,814
Sustainable Living	14,003	8,435	5,251	15,582	8,752	(7,147)	43	13,422	74,069	69,803
Infrastructure	4,901	19,299	12,888	6,030	(7,987)	13,269	12,964	4,000	258,722	232,973
Total functions and activities	33,478	41,808	32,979	36,362	499	5,446	20,348	23,365	406,733	361,590

B1-2 Components of functions or activities

Details relating to the Council's functions or activities as reported in B1-1 are as follows:

Community

- Develop a connected, informed, resilient and inviting community
- A safe, active and healthy Shire

Economic Development

- An attractive environment for business, tourism and industry
- Employment opportunities that supports local industries
- An efficient network of arterial roads and supporting infrastructure; town streets and footpaths that are adequate and maintained
- Communities that are well serviced with essential infrastructure

Governance and Civic Leadership

- An accountable and representative Council
- Implement governance and financial management process that support the effective administration of Council
- Promote community involvement in Government decision making
- Deliver the goals and strategies of the Community Strategic Plan

Sustainable Living

- Operate an urban waste management system that meets the community needs and environmental standards
- Provide potable and raw water supply systems that ensures enhanced water security and meets health standards
- A sustainable environment that recognises our rivers, natural environment, ecological systems and biodiversity
- Maintain a healthy balance between development and the environment

Infrastructure

- Provide and maintain an effective road network that meets the community needs and expectations
- A Regional and State Road network that is appropriately supported and resourced by the Government
- Maintain and improve Council's property assets to an optimal level
- Provision of facilities and communication services

B2 Sources of income

B2-1 Rates and annual charges

	2022 \$ '000	2021 \$ '000
Ordinary rates		
Residential	1,422	1,401
Farmland	4,032	3,950
Business	354	356
Less: pensioner rebates (mandatory)	(94)	(94)
Rates levied to ratepayers	5,714	5,613
Pensioner rate subsidies received	51	47
Total ordinary rates	5,765	5,660
Annual charges		
(pursuant to s.496, s.496A, s.496B, s.501 & s.611)		
Domestic waste management services	1,467	1,387
Water supply services	1,564	1,498
Sewerage services	939	914
Less: pensioner rebates (mandatory)	(84)	(82)
Annual charges levied	3,886	3,717
Pensioner subsidies received:		
– Water	11	10
– Sewerage	10	9
– Domestic waste management	24	22
Total annual charges	3,931	3,758
Total rates and annual charges	9,696	9,418

Council has used 01/07/2019 valuations provided by the NSW Valuer General in calculating its rates.

Accounting policy

Rates and annual charges are recognised as revenue at the beginning of the rating period to which they relate. Prepaid rates are recognised as a financial liability until the beginning of the rating period.

Pensioner rebates relate to reductions in rates and certain annual charges for eligible pensioners' place of residence in the local government council area that are not subsidised by the NSW Government.

Pensioner rate subsidies are received from the NSW Government to provide a contribution towards the pensioner rebates and are recognised within the underlying revenue item based on their substance.

B2-2 User charges and fees

	Timing	2022 \$ '000	2021 \$ '000
Specific user charges			
(per s.502 - specific 'actual use' charges)			
Domestic waste management services		1	—
Water supply services	2	448	484
Sewerage services	2	—	1
Total specific user charges		449	485
Other user charges and fees			
(i) Fees and charges – statutory and regulatory functions (per s.608)			
Inspection services	2	4	26
Planning and building regulation	2	52	74
Private works – section 67	2	6	35
Regulatory/ statutory fees	2	40	34
Section 603 certificates	2	15	13
Other		1	—
Total fees and charges – statutory/regulatory		118	182
(ii) Fees and charges – other (incl. general user charges (per s.608))			
Aerodrome	2	6	5
Caravan park	2	7	22
Cemeteries	2	65	71
Lease rentals	2	10	—
Multipurpose centre		2	—
Park rents		1	—
Transport for NSW works (state roads not controlled by Council)	2	1,025	5,825
Saleyards	2	2	2
Sundry sales	2	49	50
Swimming centres	2	3	4
Tourism	2	161	200
Waste disposal tipping fees	2	53	44
Water connection fees	2	9	13
Other		23	—
Total fees and charges – other		1,416	6,236
Total other user charges and fees		1,534	6,418
Total user charges and fees		1,983	6,903
Timing of revenue recognition for user charges and fees			
User charges and fees recognised over time (1)		—	—
User charges and fees recognised at a point in time (2)		1,983	6,903
Total user charges and fees		1,983	6,903

Accounting policy

Revenue arising from user charges and fees is recognised when or as the performance obligation is completed and the customer receives the benefit of the goods / services being provided.

The performance obligation relates to the specific services which are provided to the customers and generally the payment terms are within 30 days of the provision of the service or in some cases such as caravan parks, the customer is required to pay on arrival. There is no material obligation for Council in relation to refunds or returns.

Council does not charge upfront fees such as membership fees for a leisure centre and so does not recognise the fee on a straightline basis over the expected life of the membership.

Licences granted by Council are all either short-term or low value and all revenue from licences is recognised at the time that the licence is granted rather than the term of the licence.

B2-3 Other revenues

	Timing	2022 \$ '000	2021 \$ '000
Fines	2	2	3
Commissions and agency fees	2	173	159
Diesel rebate	2	61	137
Insurance claims recoveries	2	53	119
Sales of gravel stores	2	25	443
Sales – general	2	73	111
Maintain water and sewer aboriginal communities	2	267	289
Other	2	50	89
Total other revenue		704	1,350

Timing of revenue recognition for other revenue

Other revenue recognised over time (1)	–	–
Other revenue recognised at a point in time (2)	704	1,350
Total other revenue	704	1,350

Accounting policy for other revenue

Where the revenue is earned for the provision of specified goods / services under an enforceable contract, revenue is recognised when or as the obligations are satisfied.

Statutory fees and fines are recognised as revenue when the service has been provided, the payment is received or when the penalty has been applied, whichever occurs first.

Other revenue is recorded when the payment is due, the value of the payment is notified, or the payment is received, whichever occurs first.

B2-4 Grants and contributions

		Operating 2022 \$ '000	Operating 2021 \$ '000	Capital 2022 \$ '000	Capital 2021 \$ '000
	Timing				
General purpose grants and non-developer contributions (untied)					
General purpose (untied)					
Current year allocation					
Financial assistance – general component	2	2,582	2,327	–	–
Financial assistance – local roads component	2	1,075	997	–	–
Payment in advance - future year allocation					
Financial assistance – general component	2	3,951	2,511	–	–
Financial assistance – local roads component	2	1,672	1,048	–	–
Amount recognised as income during current year		9,280	6,883	–	–
Special purpose grants and non-developer contributions (tied)					
Cash contributions					
Previously specific grants:					
Pensioners' rates subsidies:					
Bushfire and emergency services	2	25	155	–	–
Child care	2	–	33	–	–
Community care	2	214	129	–	–
Economic development	2	155	220	141	39
Employment and training programs	2	39	–	–	–
Environmental programs	2	–	124	–	4
Floodplain management	2	(13)	63	–	–
Heritage and cultural	2	12	10	–	–
Library	2	55	60	–	–
Library – special projects	2	25	20	–	–
LIRS subsidy	2	30	45	–	–
Recreation and culture	2	–	–	737	1,809
Regional and local infrastructure	1	–	–	16	–
Storm/flood damage	2	3,629	1,243	–	–
Street lighting	2	32	32	–	–
Traffic route subsidy	2	62	62	–	–
Transport (roads to recovery)	2	1,236	1,853	–	–
Transport (other roads and bridges funding)	1	–	–	1,959	3,767
Water supplies	1	28	3,655	2	117
Youth services	2	174	323	–	–
Other specific grants	2	100	76	16	115
Previously contributions:					
Business development	2	5	1	–	–
Recreation and culture	2	–	–	–	18
Roads and bridges	2	–	51	–	26
Transport for NSW contributions (regional roads, block grant)	2	2,389	2,432	–	–
Total special purpose grants and non-developer contributions – cash		8,197	10,587	2,871	5,895
Total special purpose grants and non-developer contributions (tied)		8,197	10,587	2,871	5,895
Total grants and non-developer contributions		17,477	17,470	2,871	5,895

B2-4 Grants and contributions (continued)

	Operating 2022 \$ '000	Operating 2021 \$ '000	Capital 2022 \$ '000	Capital 2021 \$ '000
Timing				
Comprising:				
– Commonwealth funding	1,561	2,398	1,153	867
– State funding	15,611	15,019	1,718	4,984
– Other funding	305	53	–	44
	17,477	17,470	2,871	5,895

Total grants and contributions	17,477	17,470	2,871	5,895
---------------------------------------	---------------	---------------	--------------	--------------

Timing of revenue recognition for grants and contributions

Grants and contributions recognised over time (1)	–	–	1,965	1,956
Grants and contributions recognised at a point in time (2)	17,477	17,470	906	3,939
Total grants and contributions	17,477	17,470	2,871	5,895

Unspent grants and contributions

Certain grants and contributions are obtained by Council on the condition they be spent in a specified manner or in a future period but which are not yet spent in accordance with those conditions are as follows:

	Operating 2022 \$ '000	Operating 2021 \$ '000	Capital 2022 \$ '000	Capital 2021 \$ '000
Unspent grants and contributions				
Unspent funds at 1 July	949	1,381	4,151	1,127
Add: Funds recognised as revenue in the reporting year but not yet spent in accordance with the conditions	927	75	2,786	3,869
Add: Funds received and not recognised as revenue in the current year	–	241	–	–
Less: Funds recognised as revenue in previous years that have been spent during the reporting year	(305)	(748)	–	–
Less: Funds received in prior year but revenue recognised and funds spent in current year	–	–	(1,385)	(845)
Unspent funds at 30 June	1,571	949	5,552	4,151

Unexpended capital grants held relate to major projects in progress at the end of the financial year.

B2-4 Grants and contributions (continued)

Accounting policy

Grants and contributions – enforceable agreement with sufficiently specific performance obligations

Grant and contribution revenue from an agreement which is enforceable and contains sufficiently specific performance obligations is recognised as or when control of each performance obligations is transferred.

The performance obligations vary according to the agreement. Payment terms vary depending on the terms of the grant, cash is received upfront for some grants and on the achievement of certain payment milestones for others.

Performance obligations may be satisfied either at a point in time or over time and this is reflected in the revenue recognition pattern. Point in time recognition occurs when the beneficiary obtains control of the goods / services at a single time (e.g. completion of the project when a report / outcome is provided), whereas over time recognition is where the control of the services is ongoing throughout the project (e.g. provision of community health services through the year).

Where control is transferred over time, generally the input methods being either costs or time incurred are deemed to be the most appropriate methods to reflect the transfer of benefit.

Capital grants

Capital grants received by Council under an enforceable contract for the acquisition or construction of infrastructure, property, plant and equipment to identified specifications which will be under Council's control on completion are recognised as revenue as and when the obligation to construct or purchase is completed.

For construction projects, this is generally as the construction progresses in accordance with costs incurred since this is deemed to be the most appropriate measure of the completeness of the construction project.

For acquisitions of assets, the revenue is recognised when the asset is acquired and controlled by the Council.

Other grants and contributions

Assets, including cash, received from other grants and contributions are recognised at fair value when the asset is received. Council considers whether there are any related liability or equity items associated with the asset which are recognised in accordance with the relevant accounting standard.

Once the assets and liabilities have been recognised then income is recognised for any remaining asset value at the time that the asset is received.

B2-5 Interest and investment income

	2022 \$ '000	2021 \$ '000
Interest on financial assets measured at amortised cost		
– Overdue rates and annual charges (incl. special purpose rates)	94	42
– Cash and investments	416	433
Total interest and investment income (losses)	510	475
Interest and investment income is attributable to:		
Unrestricted investments/financial assets:		
Overdue rates and annual charges (general fund)	37	17
General Council cash and investments	392	429
Restricted investments/funds – external:		
Water fund operations	38	15
Sewerage fund operations	21	7
Domestic waste management operations	22	7
Total interest and investment income	510	475

Accounting policy

Interest income is recognised using the effective interest rate at the date that interest is earned.

Dividends are recognised as income in profit or loss when the shareholder's right to receive payment is established unless the dividend clearly represents a recovery of part of the cost of the investment.

B2-6 Other income

	Notes	2022 \$ '000	2021 \$ '000
Rental income			
Other lease income			
Room/Facility Hire		72	88
Leaseback fees - council vehicles		40	31
Other		125	137
Total other lease income		237	256
Total rental income	C2-2	237	256
Total other income		237	256

B3 Costs of providing services

B3-1 Employee benefits and on-costs

	2022 \$ '000	2021 \$ '000
Salaries and wages	6,492	6,875
Travel expenses	1	–
Employee leave entitlements (ELE)	1,142	1,428
Superannuation	715	703
Workers' compensation insurance	314	210
Fringe benefit tax (FBT)	90	93
Training costs (other than salaries and wages)	3	18
Other	1	2
Total employee costs	8,758	9,329
Less: capitalised costs	(106)	(423)
Total employee costs expensed	8,652	8,906
Number of 'full-time equivalent' employees (FTE) at year end	115	114
Number of 'full-time equivalent' employees (FTE) at year end (incl. vacancies)	120	125

Accounting policy

Employee benefit expenses are recorded when the service has been provided by the employee.

All employees of the Council are entitled to benefits on retirement, disability or death. Council contributes to various defined benefit plans and defined contribution plans on behalf of its employees.

Contributions to defined contribution plans are recognised as an expense as they become payable. Prepaid contributions are recognised as an asset to the extent that a cash refund or a reduction in the future payments is available.

Council participates in a defined benefit plan under the Local Government Superannuation Scheme, however, sufficient information to account for the plan as a defined benefit is not available and therefore Council accounts for its obligations to defined benefit plans on the same basis as its obligations to defined contribution plans, i.e. as an expense when it becomes payable – refer to Note E3-1 for more information.

B3-2 Materials and services

	Notes	2022 \$ '000	2021 \$ '000
Raw materials and consumables		7,684	7,502
Contractor and consultancy costs		12,184	19,182
Audit Fees	F2-1	96	87
Previously other expenses:			
Councillor and Mayoral fees and associated expenses	F1-2	158	156
Advertising		99	92
Bank charges		21	22
Election expenses		60	—
Electricity and heating		321	362
Insurance		855	784
Office expenses (including computer expenses)		59	57
Printing and stationery		95	66
Street lighting		140	178
Subscriptions and publications		15	78
Telephone and communications		144	162
Tourism expenses (excluding employee costs)		183	201
Valuation fees		120	40
Travel expenses		20	24
Swimming pools		289	322
Training costs (other than salaries and wages)		55	84
Legal expenses:			
– Legal expenses: debt recovery		1	1
– Legal expenses: other		482	64
Expenses from short-term leases		62	78
Total materials and services		23,143	29,542
Less: capitalised costs		(7,883)	(10,954)
Total materials and services		15,260	18,588

Accounting policy

Expenses are recorded on an accruals basis as the Council receives the goods or services.

B3-3 Borrowing costs

	Notes	2022 \$ '000	2021 \$ '000
(i) Interest bearing liability costs			
Interest on loans		77	107
Total interest bearing liability costs		77	107
Total interest bearing liability costs expensed		77	107
(ii) Other borrowing costs			
– Remediation liabilities	C3-5	228	181
Total other borrowing costs		228	181
Total borrowing costs expensed		305	288

Accounting policy

Borrowing costs incurred for the construction of any qualifying asset are capitalised during the period of time that is required to complete and prepare the asset for its intended use or sale. Other borrowing costs are expensed as incurred.

B3-4 Depreciation, amortisation and impairment of non-financial assets

	Notes	2022 \$ '000	2021 \$ '000
Depreciation and amortisation	C1-6		
Plant and equipment		656	597
Office equipment		88	30
Infrastructure:			
– Roads		3,003	2,666
– Other structures		1,269	764
– Water supply network		868	743
– Sewerage network		447	442
– Buildings – specialised		279	270
– Stormwater drainage		135	115
– Buildings – non-specialised		115	108
Right of use assets		76	21
Other assets		–	487
Reinstatement, rehabilitation and restoration assets:			
– Tip assets		143	85
– Quarry assets		6	6
Total gross depreciation and amortisation costs		7,085	6,334
Total depreciation and amortisation costs		7,085	6,334
Total depreciation, amortisation and impairment for non-financial assets		7,085	6,334

Accounting policy

Depreciation and amortisation

Depreciation and amortisation are calculated using the straight line method to allocate their cost, net of their residual values, over their estimated useful lives.

Impairment of non-financial assets

Council assets held at fair value that are not held primarily for their ability to generate net cash flow, and that are deemed to be specialised, are not tested for impairment since these assets are assessed on an annual basis to ensure that the carrying amount is not materially different from fair value and therefore an impairment loss would be captured during this assessment.

Intangible assets not yet available for use, are tested annually for impairment, or more frequently if events or changes in circumstances indicate that they might be impaired.

Other non-financial assets that do not meet the criteria above are tested for impairment whenever events or changes in circumstances indicate that the carrying amount may not be recoverable. An impairment loss is recognised for the amount by which the asset's carrying amount exceeds its recoverable amount. The recoverable amount is the higher of an asset's fair value less costs to sell and value in use.

For the purposes of assessing impairment, assets are grouped at the lowest levels for which there are separately identifiable cash inflows that are largely independent of the cash inflows from other assets or groups of assets (cash-generating units).

Impairment losses for revalued assets are firstly offset against the amount in the revaluation surplus for the class of asset, with only the excess to be recognised in the Income Statement.

B3-5 Other expenses

	Notes	2022 \$ '000	2021 \$ '000
Impairment of receivables			
Rates and annual charges		74	92
User charges and fees		3	68
Other		1	18
Total impairment of receivables	C1-4	78	178
Other			
Contributions/levies to other levels of government			
– CMCC noxious weeds		113	111
– Emergency services levy (includes FRNSW, SES, and RFS levies)		324	430
– Regional library		153	150
– Other contributions/levies		9	12
– Community and tourism programs (Section 356)		320	317
Donations, contributions and assistance to other organisations (Section 356)		11	–
– Donations, contributions and assistance (Section 356)		337	481
– Opal & Fossil (Section 356)		–	475
– Other donations, contributions and assistance (Section 356)		1	–
– Far North West Joint Organisation (Section 356)		42	41
Total other		1,310	2,017
Total other expenses		1,388	2,195

Accounting policy

Other expenses are recorded on an accruals basis when Council has an obligation for the expenses.

Impairment expenses are recognised when identified.

B4 Gains or losses

B4-1 Gain or loss from the disposal, replacement and de-recognition of assets

	Notes	2022 \$ '000	2021 \$ '000
Gain (or loss) on disposal of plant and equipment	C1-6		
Proceeds from disposal – plant and equipment		125	91
Less: carrying amount of plant and equipment assets sold/written off		(110)	(79)
Gain (or loss) on disposal		15	12
Gain (or loss) on disposal of term deposits	C1-2		
Proceeds from disposal/redemptions/maturities – term deposits		18,500	34,500
Less: carrying amount of term deposits sold/redeemed/matured		(18,500)	(34,500)
Gain (or loss) on disposal		–	–
Other Structures assets			
Less: carrying amount of Other structures assets sold/written off	C1-6	(191)	(63)
Gain (or loss) on disposal		(191)	(63)
Roads, bridges and footpath assets			
Less: carrying amount of Roads, bridges and footpaths assets written off		(73)	–
Gain (or loss) on disposal		(73)	–
Net gain (or loss) from disposal of assets		(249)	(51)

Accounting policy

Gains and losses on disposals are determined by comparing proceeds with carrying amount. The gain or loss on sale of an asset is determined when control of the asset has irrevocably passed to the buyer and the asset is de-recognised.

B5 Performance against budget

B5-1 Material budget variations

Council's original budget was adopted by the Council on 29/06/2021 and is not required to be audited. The original projections on which the budget was based have been affected by a number of factors. These include state and federal government decisions, including new grant programs, changing economic activity, environmental factors, and by decisions made by Council.

While these General Purpose Financial Statements include the original budget adopted by Council, the Act requires Council to review its financial budget on a quarterly basis, so it is able to manage the variation between actuals and budget that invariably occur during the year.

Material variations of more than 10% between original budget and actual results or where the variance is considered material by nature are explained below.

Variation Key: **F** = Favourable budget variation, **U** = Unfavourable budget variation.

\$ '000	2022 Budget	2022 Actual	2022 ----- Variance -----	
Revenues				
Rates and annual charges	9,828	9,696	(132)	(1)% U
User charges and fees	5,985	1,983	(4,002)	(67)% U
Income from Council's road contract (RMCC) with Transport for NSW was less than budgeting expectations.				
Other revenues	2,270	704	(1,566)	(69)% U
Changes to accounting code moved some income to Other Income classification. The change was not picked up by the budgeting process.				
Operating grants and contributions	11,280	17,477	6,197	55% F
Receipt of operational grants exceeded budgeting expectations.				
Capital grants and contributions	12,466	2,871	(9,595)	(77)% U
Work completed on capital grant funded projects was delayed by adverse weather conditions.				
Interest and investment revenue	409	510	101	25% F
Recent improvements in the economic climate resulted in returns on investment in excess of budgeting expectations.				
Other income	1	237	236	23,600% F
Changes to accounting code moved some income from Other Revenues classification. The change was not picked up by the budgeting process.				

B5-1 Material budget variations (continued)

\$ '000	2022 Budget	2022 Actual	2022 ----- Variance -----		
Expenses					
Employee benefits and on-costs	8,505	8,652	(147)	(2)%	U
Materials and services	11,589	15,260	(3,671)	(32)%	U
Changes in the Accounting Code not reflected in the budget.					
Borrowing costs	102	305	(203)	(199)%	U
Remediation borrowing costs exceeded budgeting expectations.					
Depreciation, amortisation and impairment of non-financial assets	7,675	7,085	590	8%	F
Other expenses	4,477	1,388	3,089	69%	F
Changes in the Accounting Code not reflected in the budget.					
Net losses from disposal of assets	–	249	(249)	∞	U
Demolition of assets not predicted at time of budgeting.					
Joint ventures and associates – net losses	–	40	(40)	∞	U
Joint Organisation effect on Council's Income Statement not factored into the budget.					
Statement of cash flows					
Cash flows from operating activities	18,341	8,097	(10,244)	(56)%	U
Adverse weather patterns affected operational work patterns.					
Cash flows from investing activities	(21,361)	(9,415)	11,946	(56)%	F
Capital work unable to commence or be completed due to adverse weather patterns.					
Cash flows from financing activities	1,327	(606)	(1,933)	(146)%	U
Economic depression was under-estimated in budget.					

C Financial position

C1 Assets we manage

C1-1 Cash and cash equivalents

	2022 \$ '000	2021 \$ '000
Cash assets		
Cash on hand and at bank	1,801	4,511
Cash equivalent assets		
– Deposits at call	6,315	6,529
– Short-term deposits	1,000	–
Total cash and cash equivalents	9,116	11,040

Reconciliation of cash and cash equivalents

Total cash and cash equivalents per Statement of Financial Position	9,116	11,040
Balance as per the Statement of Cash Flows	9,116	11,040

Accounting policy

For Statement of Cash Flow presentation purposes, cash and cash equivalents include: cash on hand; deposits held at call with financial institutions; other short-term, highly liquid investments with original maturities of three months or less that are readily convertible to known amounts of cash and which are subject to an insignificant risk of changes in value; and bank overdrafts. Bank overdrafts are shown within borrowings in current liabilities on the Statement of Financial Position.

C1-2 Financial investments

	2022 Current \$ '000	2022 Non-current \$ '000	2021 Current \$ '000	2021 Non-current \$ '000
Debt securities at amortised cost				
Long term deposits	18,000	9,000	16,500	6,000
Total	18,000	9,000	16,500	6,000
Total financial investments	18,000	9,000	16,500	6,000
Total cash assets, cash equivalents and investments	27,116	9,000	27,540	6,000

Accounting policy

Financial instruments are recognised initially on the date that the Council becomes party to the contractual provisions of the instrument.

On initial recognition, all financial instruments are measured at fair value plus transaction costs (except for instruments measured at fair value through profit or loss where transaction costs are expensed as incurred).

Financial assets

All recognised financial assets are subsequently measured in their entirety at either amortised cost or fair value, depending on the classification of the financial assets.

Classification

On initial recognition, Council classifies its financial assets into the following categories – those measured at:

- amortised cost
- fair value through profit and loss (FVTPL)
- fair value through other comprehensive income – equity instrument (FVOCI-equity)

Financial assets are not reclassified subsequent to their initial recognition.

C1-2 Financial investments (continued)

Amortised cost

Council's financial assets measured at amortised cost comprise trade and other receivables, term deposits and cash and cash equivalents in the Statement of Financial Position. Term deposits with an initial term of more than 3 months are classified as investments rather than cash and cash equivalents.

Subsequent to initial recognition, these assets are carried at amortised cost using the effective interest rate method less provision for impairment.

Interest income, impairment and gains or loss on de-recognition are recognised in profit or loss.

Classification

Council classifies its financial assets in the following categories: financial assets at fair value through profit or loss; loans and receivables; held-to-maturity investments; and available-for-sale financial assets. The classification depends on the purpose for which the investments were acquired. Management determines the classification of its investments at initial recognition and, in the case of assets classified as held-to-maturity, re-evaluates this designation at each reporting date.

(a) Financial assets at fair value through profit or loss

Financial assets at fair value through profit or loss are financial assets held for trading. A financial asset is classified in this category if acquired principally for the purpose of selling in the short-term. Assets in this category are held at fair value with changes in value taken through profit or loss at each reporting period.

(b) Financial assets at amortised cost

Held-to-maturity investments are non-derivative financial assets with fixed or determinable payments and fixed maturities that Council's management has the positive intention and ability to hold to maturity. Assets in this category are measured at amortised cost.

Recognition and de-recognition

Council does not hold any financial assets as available for sale. All financial assets are recognised at cost on the date of investment and Council has the positive intention and ability to hold all financial assets/investments until maturity. Council recognises any such assets at face value at the maturity date.

C1-3 Restricted and allocated cash, cash equivalents and investments

	2022 \$ '000	2021 \$ '000
--	-----------------	-----------------

(a) Externally restricted cash,
cash equivalents and
investments

Total cash, cash equivalents and investments	36,116	33,540
Less: Externally restricted cash, cash equivalents and investments	(20,067)	(17,468)
Cash, cash equivalents and investments not subject to external restrictions	16,049	16,072

External restrictions

External restrictions – included in liabilities

External restrictions included in cash, cash equivalents and investments above comprise:

Specific purpose unexpended loans – general	1,224	1,301
Specific purpose unexpended grants – general fund	5,552	4,151
External restrictions – included in liabilities	6,776	5,452

External restrictions – other

External restrictions included in cash, cash equivalents and investments above comprise:

Specific purpose unexpended grants (recognised as revenue) – general fund	1,525	899
Specific purpose unexpended grants (recognised as revenue) – water fund	6	12
Specific purpose unexpended grants (recognised as revenue) – domestic waste management	40	38
Water fund	2,307	1,941
Sewer fund	6,966	6,792
Domestic waste management	2,437	2,332
Other	10	2
External restrictions – other	13,291	12,016
Total external restrictions	20,067	17,468

Cash, cash equivalents and investments subject to external restrictions are those which are only available for specific use by Council due to a restriction placed by legislation or third-party contractual agreement.

	2022 \$ '000	2021 \$ '000
--	-----------------	-----------------

(b) Internal allocations

Cash, cash equivalents and investments not subject to external restrictions	16,049	16,072
Less: Internally restricted cash, cash equivalents and investments	(15,761)	(14,325)
Unrestricted and unallocated cash, cash equivalents and investments	288	1,747

C1-3 Restricted and allocated cash, cash equivalents and investments (continued)

	2022	2021
	\$ '000	\$ '000

Internal allocations

At 30 June, Council has internally allocated funds to the following:

Plant and vehicle replacement	3,532	3,777
Infrastructure replacement	371	749
Employees leave entitlement	502	815
Carry over works	372	132
Rehabilitation	320	320
FAG advance	5,623	3,559
Shire Signage	176	176
Local Environmental Plan Update	88	88
Lightning Ridge Urban Expansion Plan	17	17
Regional Infrastructure Program	27	27
Council Elections	8	70
RMCC Contract Warranty	350	350
Tourism, Marketing & Promotion	430	504
Arts Projects	120	120
Economic Development	1,139	1,139
Corporate Restructure	11	11
Matching Government Grants	96	96
Property Maintenance	168	191
Postponed Major Projects	1,306	931
Council Administration Centre Facilities Upgrade	233	233
Walgett Animal Pound	240	240
Other	632	780
Total internal allocations	15,761	14,325

Cash, cash equivalents and investments not subject to external restrictions may be internally allocated by resolution or policy of the elected Council.

	2022	2021
	\$ '000	\$ '000

(c) Unrestricted and unallocated

Unrestricted and unallocated cash, cash equivalents and investments	288	1,747
--	------------	--------------

C1-4 Receivables

	2022 Current \$ '000	2022 Non-current \$ '000	2021 Current \$ '000	2021 Non-current \$ '000
Rates and annual charges	1,897	–	1,498	–
Interest and extra charges	99	–	68	–
User charges and fees	2,114	–	2,638	–
Accrued revenues				
– Interest on investments	186	–	183	–
Deferred debtors	20	60	28	80
Government grants and subsidies	5,673	–	5,888	–
Net GST receivable	150	–	252	–
Other debtors	1	–	1	–
Total	10,140	60	10,556	80
Less: provision for impairment				
Rates and annual charges	(436)	–	(362)	–
User charges and fees	(21)	–	(19)	–
Total provision for impairment – receivables	(457)	–	(381)	–
Total net receivables	9,683	60	10,175	80
Externally restricted receivables				
Water supply				
– Specific purpose grants	–	–	12	–
– Rates and availability charges	434	–	319	–
– Other	420	–	269	–
Sewerage services				
– Rates and availability charges	228	–	176	–
– Other	4	–	–	–
Domestic waste management	288	–	229	–
Total external restrictions	1,374	–	1,005	–
Unrestricted receivables	8,309	60	9,170	80
Total net receivables	9,683	60	10,175	80

	2022 \$ '000	2021 \$ '000
Movement in provision for impairment of receivables		
Balance at the beginning of the year (calculated in accordance with AASB 139)	381	391
+ new provisions recognised during the year	76	95
– amounts already provided for and written off this year	–	(105)
Balance at the end of the year	457	381

C1-4 Receivables (continued)

Accounting policy

Receivables are recognised initially at fair value and subsequently measured at amortised cost using the effective interest method, less provision for impairment. Receivables are generally due for settlement within 30 days.

Impairment

Impairment of financial assets measured at amortised cost is recognised on an expected credit loss (ECL) basis.

When estimating ECL, Council considers reasonable and supportable information that is relevant and available without undue cost or effort. This includes both quantitative and qualitative information and analysis based on Council's historical experience and informed credit assessment, and including forward-looking information.

Council uses the simplified approach for trade receivables where the expected lifetime credit losses are recognised on day 1.

When considering the ECL for rates and annual charges debtors, Council takes into account that unpaid rates represent a charge against the rateable property that will be recovered when the property is next sold.

Credit losses are measured at the present value of the difference between the cash flows due to the entity in accordance with the contract, and the cash flows expected to be received. This is applied using a probability weighted approach.

Council writes off a receivable when there is information indicating that the debtor is in severe financial difficulty and there is no realistic prospect of recovery, e.g. when the debtor has been placed under liquidation or has entered into bankruptcy proceedings, or when the receivables are over 2 years past due, whichever occurs first.

None of the receivables that have been written off are subject to enforcement activity.

Where Council renegotiates the terms of receivables due from certain customers, the new expected cash flows are discounted at the original effective interest rate and any resulting difference to the carrying value is recognised in profit or loss.

C1-5 Inventories

	2022 Current \$ '000	2022 Non-current \$ '000	2021 Current \$ '000	2021 Non-current \$ '000
(i) Inventories at cost				
Real estate for resale	–	–	132	–
Stores and materials	835	–	888	–
Total inventories at cost	835	–	1,020	–
Total inventories	835	–	1,020	–

	2022 Current \$ '000	2022 Non-current \$ '000	2021 Current \$ '000	2021 Non-current \$ '000
Total unrestricted assets	835	–	1,020	–
Total inventories	835	–	1,020	–

(ii) Other disclosures

	2022 Current \$ '000	2022 Non-current \$ '000	2021 Current \$ '000	2021 Non-current \$ '000
(a) Details for real estate development				
Residential	–	–	132	–
Total real estate for resale	–	–	132	–
(Valued at the lower of cost and net realisable value)				
Represented by:				
Acquisition costs	–	–	132	–
Total costs	–	–	132	–
Total real estate for resale	–	–	132	–
Movements:				
Real estate assets at beginning of the year	132	–	132	–
– Transfers in from (out to) Note C1-6	(132)	–	–	–
Total real estate for resale	–	–	132	–

(b) Current inventories not anticipated to be settled within the next 12 months

The following inventories and other assets, even though classified as current are not expected to be recovered in the next 12 months;

	2022 \$ '000	2021 \$ '000
Real estate for resale	–	132
	–	132

C1-5 Inventories (continued)

Accounting policy

Raw materials and stores, work in progress and finished goods

Raw materials and stores, work in progress and finished goods are stated at the lower of cost and net realisable value. Costs are assigned to individual items of inventory on the basis of weighted average costs. Costs of purchased inventory are determined after deducting rebates and discounts. Net realisable value is the estimated selling price in the ordinary course of business less the estimated costs of completion and the estimated costs necessary to make the sale.

Land held for resale

Land held for resale is stated at the lower of cost and net realisable value. Cost is assigned by specific identification and includes the cost of acquisition, and development and borrowing costs during development. When development is completed, borrowing costs and other holding charges are expensed as incurred.

C1-6 Infrastructure, property, plant and equipment

	At 1 July 2021			Asset movements during the reporting period							At 30 June 2022				
	Gross carrying amount \$ '000	Accumulated depreciation and impairment \$ '000	Net carrying amount \$ '000	Additions renewals ¹ \$ '000	Additions new assets \$ '000	Carrying value of disposals \$ '000	Depreciation expense \$ '000	WIP transfers \$ '000	Adjustments and transfers \$ '000	TfIs from/(to) real estate assets (Note C1-5) \$ '000	Revaluation decrements to equity (ARR) \$ '000	Revaluation increments to equity (ARR) \$ '000	Gross carrying amount \$ '000	Accumulated depreciation and impairment \$ '000	Net carrying amount \$ '000
By aggregated asset class															
Capital work in progress	4,992	–	4,992	4,751	430	–	–	(1,550)	–	–	–	–	8,623	–	8,623
Plant and equipment	12,969	(7,841)	5,128	–	806	(110)	(656)	–	–	–	–	110	13,909	(8,631)	5,278
Office equipment	1,467	(1,379)	88	–	–	–	(88)	–	–	–	–	–	1,468	(1,468)	–
Land:															
– Operational and Community Land	5,877	–	5,877	–	17	–	–	–	–	–	–	–	5,894	–	5,894
Infrastructure:															
– Buildings – non-specialised	5,379	(1,151)	4,228	–	–	–	(115)	–	–	132	–	694	6,571	(1,632)	4,939
– Buildings – specialised	20,268	(9,816)	10,452	–	–	–	(279)	–	7,348	–	–	8,490	43,706	(17,695)	26,011
– Other structures	29,074	(16,821)	12,253	952	183	(191)	(1,269)	151	1,529	–	–	9,384	35,143	(12,151)	22,992
– Roads inc Bulk earthworks	269,979	(74,920)	195,059	176	–	(73)	(3,003)	1,313	–	–	–	20,914	300,662	(86,276)	214,386
– Stormwater drainage	19,111	(3,863)	15,248	151	–	–	(135)	69	–	–	–	1,021	20,617	(4,263)	16,354
– Water supply network	49,296	(19,705)	29,591	–	–	–	(868)	–	962	–	–	4,600	51,759	(17,474)	34,285
– Sewerage network	30,680	(11,487)	19,193	35	–	–	(447)	–	–	–	(898)	–	31,074	(13,191)	17,883
Other assets:															
– Other	13,815	(4,387)	9,428	–	414	–	–	17	(9,839)	–	(20)	–	–	–	–
Reinstatement, rehabilitation and restoration assets (refer Note C3-5):															
– Quarry assets	266	(48)	218	–	–	–	(6)	–	(87)	–	–	–	179	(54)	125
– Tip assets	4,681	(500)	4,181	–	–	–	(143)	–	(1,509)	–	–	–	3,173	(644)	2,529
Total infrastructure, property, plant and equipment	467,854	(151,918)	315,936	6,065	1,850	(374)	(7,009)	–	(1,596)	132	(918)	45,213	522,778	(163,479)	359,299

(1) Renewals are defined as the replacement of existing assets (as opposed to the acquisition of new assets).

C1-6 Infrastructure, property, plant and equipment (continued)

By aggregated asset class	At 1 July 2020					Asset movements during the reporting period					At 30 June 2021	
	Gross carrying amount \$ '000	Accumulated depreciation and impairment \$ '000	Net carrying amount \$ '000	Additions renewals ¹ \$ '000	Additions new assets \$ '000	Carrying value of disposals \$ '000	Depreciation expense \$ '000	WIP transfers \$ '000	Revaluation increments to equity (ARR) \$ '000	Gross carrying amount \$ '000	Accumulated depreciation and impairment \$ '000	Net carrying amount \$ '000
Capital work in progress	9,413	–	9,413	274	3,885	–	–	(8,580)	–	4,992	–	4,992
Plant and equipment	12,646	(7,345)	5,301	–	426	(79)	(597)	77	–	12,969	(7,841)	5,128
Office equipment	1,467	(1,349)	118	–	–	–	(30)	–	–	1,467	(1,379)	88
Land:												
– Operational land	5,829	–	5,829	–	46	–	–	2	–	5,877	–	5,877
Infrastructure:												
– Buildings – non-specialised	5,167	(1,043)	4,124	–	212	–	(108)	–	–	5,379	(1,151)	4,228
– Buildings – specialised	19,985	(9,546)	10,439	198	68	–	(270)	17	–	20,268	(9,816)	10,452
– Other structures	28,938	(16,147)	12,791	–	289	(63)	(764)	–	–	29,074	(16,821)	12,253
– Roads inc Bulk Earthworks	259,297	(72,254)	187,043	822	4,258	–	(2,666)	5,602	–	269,979	(74,920)	195,059
– Stormwater drainage	18,725	(3,748)	14,977	–	13	–	(115)	373	–	19,111	(3,863)	15,248
– Water supply network	45,839	(18,782)	27,057	79	427	–	(743)	2,509	262	49,296	(19,705)	29,591
– Sewerage network	30,372	(10,940)	19,432	–	28	–	(442)	–	175	30,680	(11,487)	19,193
Other assets:												
– Other	13,419	(3,900)	9,519	14	382	–	(487)	–	–	13,815	(4,387)	9,428
Reinstatement, rehabilitation and restoration assets (refer Note C3-5):												
– Tip assets	4,253	(415)	3,838	428	–	–	(85)	–	–	4,681	(500)	4,181
– Quarry assets	265	(42)	223	1	–	–	(6)	–	–	266	(48)	218
Total infrastructure, property, plant and equipment	455,615	(145,511)	310,104	1,816	10,034	(142)	(6,313)	–	437	467,854	(151,918)	315,936

(1) Renewals are defined as the replacement of existing assets (as opposed to the acquisition of new assets).

C1-6 Infrastructure, property, plant and equipment (continued)

Accounting policy

Initial recognition of infrastructure, property, plant and equipment (IPPE)

IPPE is measured initially at cost. Cost includes the fair value of the consideration given to acquire the asset (net of discounts and rebates) and any directly attributable cost of bringing the asset to working condition for its intended use (inclusive of import duties and taxes).

When infrastructure, property, plant and equipment is acquired by Council at significantly below fair value, the assets are initially recognised at their fair value at acquisition date.

Subsequent costs are included in the asset's carrying amount or recognised as a separate asset, as appropriate, only when it is probable that future economic benefits associated with the item will flow to Council and the cost of the item can be measured reliably. All other repairs and maintenance are charged to the Income Statement during the financial period in which they are incurred.

Useful lives of IPPE

Land is not depreciated. Depreciation on other assets is calculated using the straight-line method to allocate their cost, net of their residual values, over their estimated useful lives as follows:

	Useful lives
Equipment, furniture and fittings	3 to 20
Land	Infinite
Infrastructure:	
– Buildings and other structures	20 to 100
– Roads, bridges and footpaths	8 to 100
– Bulk earthworks	Infinite
– Stormwater drainage	80 to 100
– Water supply network	15 to 100
– Sewerage network	15 to 100
– Open space / recreational assets	20
– Other infrastructure	20
Other assets	2 to 15
Tip and quarry assets	20

The assets' residual values and useful lives are reviewed, and adjusted if appropriate, at each reporting date.

Revaluation model

Infrastructure, property, plant and equipment are held at fair value. Comprehensive valuations are performed at least every 5 years, however the carrying amount of assets is assessed by Council at each reporting date to confirm that it is not materially different from current fair value.

Water and sewerage network assets are indexed at each reporting period in accordance with the Rates Reference Manual issued by Department of Planning, Industry and Environment – Water.

Increases in the carrying amounts arising on revaluation are credited to the IPPE revaluation reserve. To the extent that the increase reverses a decrease previously recognising profit or loss relating to that asset class, the increase is first recognised as profit or loss. Decreases that reverse previous increases of assets in the same class are first charged against IPPE revaluation reserve to the extent of the remaining reserve attributable to the class; all other decreases are charged to the Income Statement.

Land under roads

Land under roads is land under roadways and road reserves including land under footpaths, nature strips and median strips.

Council has elected not to recognise land under roads acquired before 1 July 2008. Land under roads acquired after 1 July 2008 is recognised in accordance with the IPPE accounting policy.

C1-6 Infrastructure, property, plant and equipment (continued)

Crown reserves

Crown reserves under Council's care and control are recognised as assets of the Council. While ownership of the reserves remains with the Crown, Council retains operational control of the reserves and is responsible for their maintenance and use in accordance with the specific purposes to which the reserves are dedicated.

Improvements on Crown reserves are also recorded as assets, while maintenance costs incurred by Council and revenues relating to the reserves are recognised within Council's Income Statement.

Rural Fire Service assets

Under Section 119 of the *Rural Fire Services Act 1997 (NSW)*, "all firefighting equipment purchased or constructed wholly or from money to the credit of the Fund is to be vested in the council of the area for or on behalf of which the firefighting equipment has been purchased or constructed".

Walgett Shire Council has reviewed the information on Rural Fire Services "Red Fleet" assets for the year ending 30 June 2022 and has determined the carrying value of these assets to be immaterial and has therefore not disclosed these assets in the financial statements.

The Rural Fire Services land and buildings within the Walgett Local Government Area are accounted for in these statements under the signed agreement with Council's Zone RFS.

Externally restricted infrastructure, property, plant and equipment

	as at 30/06/22			as at 30/06/21		
	Gross carrying amount \$ '000	Accumulated depn. and impairment \$ '000	Net carrying amount \$ '000	Gross carrying amount \$ '000	Accumulated depn. and impairment \$ '000	Net carrying amount \$ '000
Water supply						
WIP	863	–	863	614	–	614
Infrastructure	51,759	17,474	34,285	49,296	19,705	29,591
Total water supply	52,622	17,474	35,148	49,910	19,705	30,205
Sewerage services						
WIP	283	–	283	56	–	56
Infrastructure	31,074	13,191	17,883	30,680	11,487	19,193
Total sewerage services	31,357	13,191	18,166	30,736	11,487	19,249
Domestic waste management						
Buildings	110	27	83	48	–	48
Other structures	868	282	586	308	30	278
Other assets	–	–	–	635	242	393
Remediation Assets	2,538	515	2,023	3,687	343	3,344
WIP	–	–	–	35	–	35
Total domestic waste management	3,516	824	2,692	4,713	615	4,098
Total restricted infrastructure, property, plant and equipment	87,495	31,489	56,006	85,359	31,807	53,552

C1-7 Other

Other assets

	2022 Current \$ '000	2022 Non-current \$ '000	2021 Current \$ '000	2021 Non-current \$ '000
Prepayments	43	–	26	–
Total other assets	43	–	26	–

C2 Leasing activities

C2-1 Council as a lessee

Council has leases over buildings and IT equipment. Information relating to the leases in place and associated balances and transactions is provided below.

Terms and conditions of leases

Leases are on a short-term basis with the building lease and the lease over IT equipment (photocopiers) expiring in the 2022/23 financial year.

Buildings

Council has leased land and a buildings for their Lightning Ridge Centrelink Agency. The lease is for 3 years with the option to renew for a further 3 years.

The building lease contains an annual pricing mechanism based on either fixed increases or CPI movements at each anniversary of the lease inception.

Office and IT equipment

Leases for office and IT equipment are generally for low value assets, except for significant items such as photocopiers. The lease is for 3 years with no renewal option, the payments are fixed with an annual CPI increase. Usage costs are additional to the lease contract under a maintenance agreement.

Extension options

Council includes options in building leases to provide flexibility and certainty to Council operations and reduce costs of moving premises; and the extension options are at Council's discretion.

At the commencement date and each subsequent reporting date, Council assesses where it is reasonably certain that the extension options will be exercised.

There are \$64,950 in potential future lease payments which are not included in lease liabilities as Council has assessed that the exercise of the option is not reasonably certain.

(a) Right of use assets

	Plant & Equipment \$ '000	Ready to use \$ '000	Total \$ '000
2022			
Opening balance at 1 July	59	50	109
Depreciation charge	(55)	(21)	(76)
Balance at 30 June	4	29	33
2021			
Opening balance at 1 July	59	7	66
Additions to right-of-use assets	—	64	64
Depreciation charge	—	(21)	(21)
Balance at 30 June	59	50	109

(b) Lease liabilities

	2022 Current \$ '000	2022 Non-current \$ '000	2021 Current \$ '000	2021 Non-current \$ '000
Lease liabilities	26	6	78	33
Total lease liabilities	26	6	78	33

C2-1 Council as a lessee (continued)

(c) The maturity analysis

The maturity analysis of lease liabilities based on contractual undiscounted cash flows is shown in the table below:

	< 1 year \$ '000	1 – 5 years \$ '000	> 5 years \$ '000	Total \$ '000	Total per Statement of Financial Position \$ '000
2022					
Cash flows	26	6	–	32	32
2021					
Cash flows	78	26	7	111	111

(d) Income Statement

The amounts recognised in the Income Statement relating to leases where Council is a lessee are shown below:

	2022 \$ '000	2021 \$ '000
Depreciation of right of use assets	76	21
Expenses relating to short-term leases	62	132
	138	153

(e) Statement of Cash Flows

Total cash outflow for leases	(140)	(194)
	(140)	(194)

(f) Leases at significantly below market value – concessionary / peppercorn leases

All Council leases at market value which are for:

- Residential housing
- Commercial premises

C2-1 Council as a lessee (continued)

Accounting policy

At inception of a contract, Council assesses whether a lease exists – i.e. does the contract convey the right to control the use of an identified asset for a period of time in exchange for consideration?

Council has elected not to separate non-lease components from lease components for any class of asset and has accounted for payments as a single component.

At the lease commencement, Council recognises a right-of-use asset and associated lease liability for the lease term. The lease term includes extension periods where Council believes it is reasonably certain that the option will be exercised.

The right-of-use asset is measured using the cost model where cost on initial recognition comprises: the lease liability, initial direct costs, prepaid lease payments, estimated cost of removal and restoration, less any lease incentives received. The right-of-use asset is depreciated over the lease term on a straight-line basis and assessed for impairment in accordance with the impairment of asset accounting policy.

The lease liability is initially recognised at the present value of the remaining lease payments at the commencement of the lease. The discount rate is the rate implicit in the lease, however where this cannot be readily determined then the Council's incremental borrowing rate for a similar term with similar security is used.

Subsequent to initial recognition, the lease liability is measured at amortised cost using the effective interest rate method. The lease liability is re-measured when there is a lease modification, or change in estimate of the lease term or index upon which the lease payments are based (e.g. CPI).

Where the lease liability is re-measured, the right-of-use asset is adjusted to reflect the re-measurement.

Exceptions to lease accounting

Council has applied the exceptions to lease accounting for both short-term leases (i.e. leases with a term of less than or equal to 12 months) and leases of low-value assets. Council recognises the payments associated with these leases as an expense on a straight-line basis over the lease term.

Leases at significantly below market value / Concessionary leases

Council has elected to measure the right of use asset arising from the concessionary leases at cost which is based on the associated lease liability at initial recognition.

C2-2 Council as a lessor

Operating leases

Council leases out a number of properties, these leases have been classified as operating leases for financial reporting purposes and the assets are included in IPP&E (refer in this note part (v) below) in the Statement of Financial Position.

The amounts recognised in the Income Statement relating to operating leases where Council is a lessor are shown below:

	2022 \$ '000	2021 \$ '000
(ii) Assets held as property, plant and equipment		
Lease income (excluding variable lease payments not dependent on an index or rate)	237	256
Total income relating to operating leases for Council assets	237	256

C3 Liabilities of Council

C3-1 Payables

	2022 Current \$ '000	2022 Non-current \$ '000	2021 Current \$ '000	2021 Non-current \$ '000
Goods and services – operating expenditure	802	–	787	–
Goods and services – capital expenditure	1,514	–	263	–
Accrued expenses:				
– Borrowings	4	–	5	–
– Salaries and wages	125	–	98	–
– Other expenditure accruals	168	–	221	–
Advances	92	–	91	–
Security bonds, deposits and retentions	180	–	195	–
Government departments and agencies	–	–	1	–
Prepaid rates	479	–	426	–
Total payables	3,364	–	2,087	–

Payables relating to restricted assets

	2022 Current \$ '000	2022 Non-current \$ '000	2021 Current \$ '000	2021 Non-current \$ '000
Externally restricted assets				
Water	170	–	145	–
Payables relating to externally restricted assets	170	–	145	–
Total payables relating to restricted assets	170	–	145	–
Total payables relating to unrestricted assets	3,194	–	1,942	–
Total payables	3,364	–	2,087	–

Accounting policy

Council measures all financial liabilities initially at fair value less transaction costs, subsequently financial liabilities are measured at amortised cost using the effective interest rate method.

Payables

Payables represent liabilities for goods and services provided to Council prior to the end of financial year that are unpaid. The amounts are unsecured and are usually paid within 30 days of recognition.

C3-2 Contract Liabilities

		2022 Current \$ '000	2022 Non-current \$ '000	2021 Current \$ '000	2021 Non-current \$ '000
	Notes				
Grants and contributions received in advance:					
Unexpended capital grants (to construct Council controlled assets)	(i)	5,552	–	4,151	–
Total grants received in advance		5,552	–	4,151	–
Total contract liabilities		5,552	–	4,151	–

Notes

(i) Council has received funding to construct assets. The funds received are under an enforceable contract which require Council to construct an identified asset which will be under Council's control on completion. The revenue is recognised as Council constructs the asset and the contract liability reflects the funding received which cannot yet be recognised as revenue. The revenue is expected to be recognised in the next 12 months.

Contract liabilities relating to restricted assets

	2022 Current \$ '000	2022 Non-current \$ '000	2021 Current \$ '000	2021 Non-current \$ '000
Externally restricted assets				
Unspent grants held as contract liabilities (excl. Water & Sewer)	5,552	–	4,151	–
Contract liabilities relating to externally restricted assets	5,552	–	4,151	–
Total contract liabilities relating to restricted assets	5,552	–	4,151	–
Total contract liabilities	5,552	–	4,151	–

Revenue recognised that was included in the contract liability balance at the beginning of the period

	2022 \$ '000	2021 \$ '000
Grants and contributions received in advance:		
Capital grants (to construct Council controlled assets)	4,151	1,127
Total revenue recognised that was included in the contract liability balance at the beginning of the period	4,151	1,127

Accounting policy

Contract liabilities are recorded when consideration is received from a customer / fund provider prior to Council transferring a good or service to the customer, Council presents the funds which exceed revenue recognised as a contract liability.

C3-3 Borrowings

	2022 Current \$ '000	2022 Non-current \$ '000	2021 Current \$ '000	2021 Non-current \$ '000
Loans – secured ¹	423	913	527	1,336
Total borrowings	423	913	527	1,336

(1) Loans are secured over the general rating income of Council.

Disclosures on liability interest rate risk exposures, fair value disclosures and security can be found in Note E1-1.

(a) Changes in liabilities arising from financing activities

	2021	Non-cash movements					2022
	Opening Balance \$ '000	Cash flows \$ '000	New loans \$ '000	Fair value changes \$ '000	Acquisition due to change in accounting policy \$ '000	Other non-cash movement \$ '000	Closing balance \$ '000
Loans – secured	1,863	(527)	–	–	–	–	1,336
Lease liability (Note C2-1b)	111	(79)	–	–	–	–	32
Total liabilities from financing activities	1,974	(606)	–	–	–	–	1,368

	2020	Non-cash movements					2021
	Opening Balance \$ '000	Cash flows \$ '000	New loans \$ '000	Fair value changes \$ '000	Acquisition due to change in accounting policy \$ '000	Other non-cash movement \$ '000	Closing balance \$ '000
Loans – secured	2,606	(743)	–	–	–	–	1,863
Lease liability (Note C2-1b)	67	(20)	64	–	–	–	111
Total liabilities from financing activities	2,673	(763)	64	–	–	–	1,974

(b) Financing arrangements

	2022 \$ '000	2021 \$ '000
Total facilities		
Credit cards/purchase cards	23	23
Total financing arrangements	23	23

C3-3 Borrowings (continued)

	2022 \$ '000	2021 \$ '000
Drawn facilities		
– Credit cards/purchase cards	9	7
Total drawn financing arrangements	9	7
Undrawn facilities		
– Credit cards/purchase cards	14	16
Total undrawn financing arrangements	14	16

Additional financing arrangements information

Breaches and defaults

During the current and prior year, there were no defaults or breaches on any of the loans.

Security over loans

Loans held by Walgett Shire Council with banks are secured by future cash flows.

Bank overdraft

Walgett Shire Council does not have a bank overdraft arrangement.

Accounting policy

Council measures all financial liabilities initially at fair value less transaction costs, subsequently financial liabilities are measured at amortised cost using the effective interest rate method.

Fees paid on the establishment of loan facilities are recognised as transaction costs of the loan to the extent that it is probable that some or all of the facility will be drawn down.

Borrowings are removed from the Statement of Financial Position when the obligation specified in the contract is discharged, cancelled or expired. The difference between the carrying amount of a financial liability that has been extinguished or transferred to another party and the consideration paid, including any non-cash assets transferred or liabilities assumed, is recognised in other income or borrowing costs.

C3-4 Employee benefit provisions

	2022 Current \$ '000	2022 Non-current \$ '000	2021 Current \$ '000	2021 Non-current \$ '000
Annual leave	913	–	1,027	–
Sick leave	98	–	101	–
Long service leave	886	88	1,066	145
Other leave (time in lieu.)	25	–	27	–
Total employee benefit provisions	1,922	88	2,221	145

Current employee benefit provisions not anticipated to be settled within the next twelve months

	2022 \$ '000	2021 \$ '000
The following provisions, even though classified as current, are not expected to be settled in the next 12 months.		
Provisions – employees benefits	961	1,110
	961	1,110

Description of and movements in provisions

	ELE provisions				
	Annual leave \$ '000	Sick leave \$ '000	Long service leave \$ '000	Other (Time in Lieu) \$ '000	Total \$ '000
2022					
At beginning of year	1,027	101	1,211	27	2,366
Additional provisions	583	9	167	–	759
Amounts used (payments)	(579)	–	(267)	(2)	(848)
Remeasurement effects	(118)	(12)	(137)	–	(267)
Total ELE provisions at end of year	913	98	974	25	2,010
2021					
At beginning of year	1,021	105	1,114	20	2,260
Additional provisions	625	–	197	7	829
Amounts used (payments)	(598)	(2)	(85)	–	(685)
Remeasurement effects	(21)	(2)	(15)	–	(38)
Total ELE provisions at end of year	1,027	101	1,211	27	2,366

C3-4 Employee benefit provisions (continued)

Accounting policy

Employee benefit provisions are presented as current liabilities in the Statement of Financial Position if Council does not have an unconditional right to defer settlement for at least 12 months after the reporting date, regardless of when the actual settlement is expected to occur and therefore all annual leave and vested long service leave (or that which vests within 12 months) is presented as current.

Short-term obligations

Liabilities for wages and salaries (including non-monetary benefits, annual leave and accumulating sick leave expected to be wholly settled within 12 months after the end of the period in which the employees render the related service) are recognised in respect of employees' services up to the end of the reporting period and are measured at the amounts expected to be paid when the liabilities are settled. The liability for annual leave and accumulating sick leave is recognised in the provision for employee benefits. All other short-term employee benefit obligations are presented as payables.

Other long-term employee benefit obligations

The liability for long-service leave and annual leave that is not expected to be wholly settled within 12 months after the end of the period in which the employees render the related service is recognised in the provision for employee benefits and measured as the present value of expected future payments to be made in respect of services provided by employees up to the end of the reporting period using the projected unit credit method. Consideration is given to expected future wage and salary levels, experience of employee departures, and periods of service. Expected future payments are discounted using market yields at the end of the reporting period on national government bonds with terms to maturity and currency that match, as closely as possible, the estimated future cash outflows.

On-costs

The employee benefit provisions include the aggregate on-cost liabilities that will arise when payment of current employee benefits is made in future periods.

These amounts include superannuation, payroll tax and workers compensation expenses which will be payable upon the future payment of certain leave liabilities which employees are entitled to at the reporting period.

C3-5 Provisions

	2022 Current \$ '000	2022 Non-Current \$ '000	2021 Current \$ '000	2021 Non-Current \$ '000
Asset remediation/restoration:				
Asset remediation/restoration (future works)	–	3,885	–	5,252
Sub-total – asset remediation/restoration	–	3,885	–	5,252
Total provisions	–	3,885	–	5,252

Provisions relating to restricted assets

Externally restricted assets

Domestic waste management	–	2,942	–	3,977
Provisions relating to externally restricted assets	–	2,942	–	3,977
Total provisions relating to restricted assets	–	2,942	–	3,977
Total provisions relating to unrestricted assets	–	943	–	1,275
Total provisions	–	3,885	–	5,252

Description of and movements in provisions

	Other provisions	
	Asset remediation \$ '000	Total \$ '000
2022		
At beginning of year	5,252	5,252
Unwinding of discount	228	228
Remeasurement effects	(1,595)	(1,595)
Total other provisions at end of year	3,885	3,885
2021		
At beginning of year	4,642	4,642
Unwinding of discount	181	181
Remeasurement effects	429	429
Total other provisions at end of year	5,252	5,252

Nature and purpose of provisions

Asset remediation

The asset remediation provision represents the present value estimate of future costs Council will incur to restore, rehabilitate and reinstate the tip and quarry as a result of past operations.

C3-5 Provisions (continued)

Accounting policy

Provisions are recognised when Council has a present legal or constructive obligation as a result of past events, it is probable that an outflow of resources will be required to settle the obligation, and the amount has been reliably estimated.

Where there are a number of similar obligations, the likelihood that an outflow will be required in settlement is determined by considering the class of obligations as a whole. A provision is recognised even if the likelihood of an outflow with respect to any one item included in the same class of obligations may be small.

Provisions are measured at the present value of management's best estimate of the expenditure required to settle the present obligation at the reporting date. The discount rate used to determine the present value reflects current market assessments of the time value of money and the risks specific to the liability. The increase in the provision due to the passage of time is recognised as a borrowing cost.

Asset remediation – tips and quarries

Close-down and restoration costs include the dismantling and demolition of infrastructure, and the removal of residual materials and remediation of disturbed areas. Estimated close-down and restoration costs are provided for in the accounting period when the obligation arising from the related disturbance occurs, whether this occurs during the development or during the operation phase, based on the net present value of estimated future costs. Provisions for close-down and restoration costs do not include any additional obligations which are expected to arise from future disturbance. The cost estimates are calculated annually during the life of the operation to reflect known developments, e.g. updated cost estimates and revisions to the estimated lives of operations, and are subject to formal review at regular intervals.

The ultimate cost of environmental remediation is uncertain and cost estimates can vary in response to many factors, including changes to the relevant legal requirements, the emergence of new restoration techniques, or experience at other locations. The expected timing of expenditure can also change, for example in response to changes in quarry reserves or production rates. As a result, there could be significant adjustments to the provision for close down and restoration and environmental clean-up, which would affect future financial results.

Other movements in the provisions for close-down and restoration costs, including those resulting from new disturbance, updated cost estimates, changes to the estimated lives of operations, and revisions to discount rates, are capitalised within infrastructure, property, plant and equipment. These costs are then depreciated over the lives of the assets to which they relate.

C4 Reserves

C4-1 Nature and purpose of reserves

IPPE Revaluation reserve

The infrastructure, property, plant and equipment (IPPE) revaluation reserve is used to record increments and decrements in the revaluation of infrastructure, property, plant and equipment.

D Council structure

D1 Results by fund

General fund refers to all Council activities other than water and sewer. All amounts disclosed in this note are gross i.e. inclusive of internal charges and recoveries made between the funds. Assets and liabilities shown in the water and sewer columns are restricted for use for these activities.

D1-1 Income Statement by fund

	General 2022 \$ '000	Water 2022 \$ '000	Sewer 2022 \$ '000
Income from continuing operations			
Rates and annual charges	7,231	1,544	921
User charges and fees	1,258	725	–
Interest and investment revenue	451	38	21
Other revenues	704	–	–
Grants and contributions provided for operating purposes	17,429	38	10
Grants and contributions provided for capital purposes	2,869	2	–
Other income	237	–	–
Total income from continuing operations	30,179	2,347	952
Expenses from continuing operations			
Employee benefits and on-costs	8,170	345	137
Materials and services	13,936	1,014	310
Borrowing costs	305	–	–
Depreciation, amortisation and impairment of non-financial assets	5,770	868	447
Other expenses	1,225	150	13
Net losses from the disposal of assets	249	–	–
Share of interests in joint ventures and associates using the equity method	40	–	–
Total expenses from continuing operations	29,695	2,377	907
Operating result from continuing operations	484	(30)	45
Net operating result for the year	484	(30)	45
Net operating result attributable to each council fund	484	(30)	45
Net operating result for the year before grants and contributions provided for capital purposes	(2,385)	(32)	45

D1-2 Statement of Financial Position by fund

	General 2022 \$ '000	Water 2022 \$ '000	Sewer 2022 \$ '000
ASSETS			
Current assets			
Cash and cash equivalents	837	2,313	5,966
Investments	17,000	—	1,000
Receivables	8,597	854	232
Inventories	835	—	—
Other	43	—	—
Total current assets	27,312	3,167	7,198
Non-current assets			
Investments	9,000	—	—
Receivables	60	—	—
Infrastructure, property, plant and equipment	305,985	35,148	18,166
Investments accounted for using the equity method	664	—	—
Right of use assets	33	—	—
Total non-current assets	315,742	35,148	18,166
Total assets	343,054	38,315	25,364
LIABILITIES			
Current liabilities			
Payables	3,194	170	—
Contract liabilities	5,552	—	—
Lease liabilities	26	—	—
Borrowings	423	—	—
Employee benefit provision	1,922	—	—
Total current liabilities	11,117	170	—
Non-current liabilities			
Lease liabilities	6	—	—
Borrowings	913	—	—
Employee benefit provision	88	—	—
Provisions	3,885	—	—
Total non-current liabilities	4,892	—	—
Total liabilities	16,009	170	—
Net assets	327,045	38,145	25,364
EQUITY			
Accumulated surplus	104,734	12,100	12,214
Revaluation reserves	222,311	26,045	13,150
Council equity interest	327,045	38,145	25,364
Total equity	327,045	38,145	25,364

D2 Interests in other entities

	Council's share of net assets	
	2022	2021
	\$ '000	\$ '000
Council's share of net income		
Net share of interests in joint ventures and associates using the equity method – income		
Joint ventures	–	41
Total net share of interests in joint ventures and associates using the equity method – income	–	41
Net share of interests in joint ventures and associates using the equity method – expenses		
Joint ventures	40	–
Total net share of interests in joint ventures and associates using the equity method – expenses	40	–
Total Council's share of net income	(40)	41
Council's share of net assets		
Net share of interests in joint ventures and associates using the equity method – assets		
Joint arrangements	664	704
Total net share of interests in joint ventures and associates using the equity method – assets	664	704
Total Council's share of net assets	664	704

D2-1 Interests in joint arrangements

Net carrying amounts – Council's share

	Place of business	Nature of relationship	Interest in ownership		2022 \$ '000	2021 \$ '000
			2022	2021		
Far North Northwest Joint Organisation	Cobar Shire Council	Joint Organisation of 3 councils	33.3%	33.3%	664	704
Total carrying amounts – material joint ventures					664	704

D2-1 Interests in joint arrangements (continued)

Far North West Joint Organisation

Council is a member of the Far North West Joint Organisation (which is a body incorporated under the Local Government Act 1993) along with Cobar Shire Council and Bourke Shire Council.

	Far North Northwest Joint Organisation	
	2022	2021
	\$ '000	\$ '000
Summarised Statement of financial position		
Current assets		
Cash and cash equivalents	2,029	2,990
Investments	4,000	4,000
Other current assets	11	42
Current liabilities		
Current financial liabilities (excluding trade and other payables and provisions)	1,375	1,725
Other current liabilities	229	54
Non-current liabilities		
Non-current financial liabilities (excluding trade and other payables and provisions)	2,446	3,143
Net assets	1,990	2,110
Income	1,227	1,809
Interest income	27	45
Other expenses	(1,374)	(1,730)
Profit/(loss) from continuing operations	(120)	124
Profit/(loss) for the period	(120)	124
Total comprehensive income	(120)	124
Summarised Statement of cash flows		
Cash flows from operating activities	(461)	(1,347)
Cash flows from investing activities	–	2,000
Cash flows from financing activities	27	45
Net increase (decrease) in cash and cash equivalents	(434)	698
Reconciliation of the carrying amount		
Opening net assets (1 July)	704	663
Walgett Shire Council's share of 33.33% fo Net Assets for 2021/2022	(40)	41
Dividends paid	–	–
Dividends received	–	–
Other adjustments to equity	–	–
Carrying amount	664	704
Council's share of net assets (%)	33.3%	33.3%
Council's share of net assets (\$)	664	704

County Councils

Council is a member of the following county councils (which are bodies incorporated under the Local Government Act 1993):

- Castlereagh Macquarie County Council

Council is of the opinion that it does not control the above county council/s and accordingly these entities have not been consolidated or otherwise included within these financial statements.

D2-1 Interests in joint arrangements (continued)

Accounting policy

Council has determined that it has both joint operations and joint ventures.

Joint operations

In relation to its joint operations, where the Council has the rights to the individual assets and obligations arising from the arrangement, the Council has recognised:

- its assets, including its share of any assets held jointly
- its liabilities, including its share of any liabilities incurred jointly
- its share of the revenue from the sale of the output by the joint operation
- its expenses, including its share of any expenses incurred jointly.

These figures are incorporated into the relevant line item in the primary statements.

Joint ventures

Interests in joint ventures are accounted for using the equity method where the investment is initially recognised at cost and the carrying amount is increased or decreased to recognise Council's share of the profit or loss and other comprehensive income of the joint venture after the date of acquisition.

If Council's share of losses of a joint venture equals or exceeds its interest in the joint venture, Council discontinues recognising its share of further losses.

Council's share in the joint venture's gains or losses arising from transactions between itself and its joint venture are eliminated.

Adjustments are made to the joint venture's accounting policies where they are different from those of the Council for the purposes of the consolidated financial statements.

E Risks and accounting uncertainties

E1-1 Risks relating to financial instruments held

Council's overall risk management program focuses on the unpredictability of financial markets and seeks to minimise potential adverse effects on the financial performance of the Council.

Council's objective is to maximise its return on cash and investments whilst maintaining an adequate level of liquidity and preserving capital. The finance team manages the cash and Investments portfolio with the assistance of independent advisors. Council has an investment policy which complies with the s 625 of the Act and the Ministerial Investment Order. The policy is regularly reviewed by Council and a monthly investment report is provided to Council setting out the make-up performance of the portfolio as required by local government regulations.

Council does not engage in transactions expressed in foreign currencies and is therefore not subject to foreign currency risk.

Financial risk management is carried out by the finance team under policies approved by the Councillors.

The fair value of Council's financial assets and financial liabilities approximates their carrying amount.

	Carrying value 2022 \$ '000	Carrying value 2021 \$ '000	Fair value 2022 \$ '000	Fair value 2021 \$ '000
Financial assets				
Measured at amortised cost				
Cash and cash equivalents	9,116	11,040	9,116	11,040
Receivables	9,743	10,255	9,743	10,255
Investments				
– Debt securities at amortised cost	27,000	22,500	27,000	22,500
Total financial assets	45,859	43,795	45,859	43,795
Financial liabilities				
Payables	3,364	2,087	3,364	2,087
Loans/advances	1,336	1,863	1,336	1,863
Total financial liabilities	4,700	3,950	4,700	3,950

Fair value is determined as follows:

- **Cash and cash equivalents, receivables, payables** – are estimated to be the carrying value that approximates market value.
- **Borrowings** – are based upon estimated future cash flows discounted by the current market interest rates applicable to assets and liabilities with similar risk profiles, unless quoted market prices are available.
- Financial assets classified '**at fair value through profit and loss**' are based upon quoted market prices (in active markets for identical investments) at the reporting date or independent valuation.

The risks associated with the financial instruments held are:

- interest rate risk – the risk that movements in interest rates could affect returns
- liquidity risk – the risk that Council will not be able to pay its debts as and when they fall due.
- credit risk – the risk that a contracting entity will not complete its obligations under a financial instrument, resulting in a financial loss to the Council.

Council manages these risks by diversifying its portfolio and only purchasing investments with high credit ratings or capital guarantees. Council also seeks advice from independent advisers before placing any cash and investments.

E1-1 Risks relating to financial instruments held (continued)

(a) Market risk – interest rate and price risk

	2022 \$ '000	2021 \$ '000
The impact on result for the year and equity of a reasonably possible movement in the price of investments held and interest rates is shown below. The reasonably possible movements were determined based on historical movements and economic conditions in place at the reporting date.		
Impact of a 1% movement in interest rates		
– Equity / Income Statement	341	313

(b) Credit risk

Council's major receivables comprise rates, annual charges, user charges and fees.

Council manages the credit risk associated with these receivables by monitoring outstanding debt and employing stringent debt recovery procedures. Council also encourages ratepayers to pay their rates by the due date through incentives.

The credit risk for liquid funds and other short-term financial assets is considered negligible, since the counterparties are reputable banks with high quality external credit ratings.

There are no significant concentrations of credit risk other than Council has significant credit risk exposures in its local area given the nature of Council activities.

The level of outstanding receivables is reported to Council monthly and benchmarks are set and monitored for acceptable collection performance. The balances of receivables that remain within initial trade terms (as detailed in the table) are considered to be of high credit quality.

The maximum exposure to credit risk at the reporting date is the carrying amount of each class of receivable in the financial statements.

There are no material receivables that have been subjected to a re-negotiation of repayment terms.

E1-1 Risks relating to financial instruments held (continued)

Credit risk profile

Receivables – rates and annual charges

Credit risk on rates and annual charges is minimised by the ability of Council to recover these debts as a secured charge over the land; that is, the land can be sold to recover the debt. Council is also able to charge interest on overdue rates and annual charges at higher than market rates which further encourages payment.

	Not yet overdue \$ '000	overdue rates and annual charges < 5 years \$ '000	≥ 5 years \$ '000	Total \$ '000
2022				
Gross carrying amount	–	254	1,643	1,897
2021				
Gross carrying amount	–	1,330	168	1,498

Receivables - non-rates and annual charges and contract assets

Council applies the simplified approach for non-rates and annual charges debtors and contract assets to provide for expected credit losses, which permits the use of the lifetime expected loss provision at inception. To measure the expected credit losses, non-rates and annual charges debtors and contract assets have been grouped based on shared credit risk characteristics and the days past due.

The loss allowance provision is determined as follows. The expected credit losses incorporate forward-looking information.

	Not yet overdue \$ '000	0 - 30 days \$ '000	Overdue debts 31 - 60 days \$ '000	61 - 90 days \$ '000	> 91 days \$ '000	Total \$ '000
2022						
Gross carrying amount	6,243	10	10	7	2,033	8,303
Expected loss rate (%)	0.00%	0.00%	0.00%	0.00%	1.03%	0.25%
ECL provision	–	–	–	–	21	21
2021						
Gross carrying amount	6,515	169	9	217	2,228	9,138
Expected loss rate (%)	0.00%	0.00%	0.00%	0.00%	0.85%	0.21%
ECL provision	–	–	–	–	19	19

E1-1 Risks relating to financial instruments held (continued)

(c) Liquidity risk

Payables, lease liabilities and borrowings are both subject to liquidity risk; that is, the risk that insufficient funds may be on hand to meet payment obligations as and when they fall due.

Council manages this risk by monitoring its cash flow requirements and liquidity levels, and by maintaining an adequate cash buffer. Payment terms can be extended, and overdraft facilities drawn upon in extenuating circumstances.

Borrowings are also subject to interest rate risk: the risk that movements in interest rates could adversely affect funding costs. Council manages this risk through diversification of borrowing types, maturities and interest rate structures.

The finance team regularly reviews interest rate movements to determine if it would be advantageous to refinance or renegotiate part or all of the loan portfolio.

The timing of cash flows presented in the table below to settle financial liabilities reflects the earliest contractual settlement dates. The timing of expected outflows is not expected to be materially different from contracted cashflows.

The amounts disclosed in the table are the undiscounted contracted cash flows for non-lease liabilities (refer to Note C2-1(b) for lease liabilities) and therefore the balances in the table may not equal the balances in the Statement of Financial Position due to the effect of discounting.

	Weighted average interest rate %	Subject to no maturity \$ '000	payable in: ≤ 1 Year \$ '000	1 - 5 Years \$ '000	> 5 Years \$ '000	Total cash outflows \$ '000	Actual carrying values \$ '000
2022							
Payables	0.00%	180	2,705	–	–	2,885	3,364
Borrowings	4.71%	–	474	710	417	1,601	1,336
Lease liabilities	1.42%	–	26	7	–	33	33
Total financial liabilities		180	3,205	717	417	4,519	4,733
2021							
Payables	0.00%	195	1,466	–	–	1,661	2,087
Borrowings	4.90%	–	605	1,060	477	2,142	1,863
Lease liabilities	1.42%	–	78	26	7	111	111
Total financial liabilities		195	2,149	1,086	484	3,914	4,061

Loan agreement breaches

There have been no breaches to loan agreements which have occurred during the reporting year.

E2-1 Fair value measurement

The Council measures the following asset and liability classes at fair value on a recurring basis:

– Infrastructure, property, plant and equipment

Fair value hierarchy

All assets and liabilities measured at fair value are assigned to a level in the fair value hierarchy as follows:

Level 1: Unadjusted quoted prices in active markets for identical assets or liabilities that the entity can access at the measurement date

Level 2: Inputs other than quoted prices included within level 1 that are observable for the asset or liability, either directly or indirectly

Level 3: Unobservable inputs for the asset or liability

The table below shows the assigned level for each asset and liability held at fair value by Council:

Fair value measurement hierarchy									
\$ '000	Notes	Date of latest valuation		Level 2 Significant observable inputs		Level 3 Significant unobservable inputs		Total	
		2022	2021	2022	2021	2022	2021	2022	2021
Recurring fair value measurements									
Infrastructure, property, plant and equipment	C1-6								
Plant and equipment		30/06/18	30/06/18	5,278	5,128	—	—	5,278	5,128
Office equipment		30/06/18	30/06/18	—	88	—	—	—	88
Operational and community land		30/06/18	30/06/18	5,894	5,877	—	—	5,894	5,877
Buildings – non-specialised		30/06/18	30/06/18	4,939	4,228	—	—	4,939	4,228
Buildings specialised		30/06/18	30/06/18	—	—	26,011	10,452	26,011	10,452
Other structures		30/06/22	30/06/18	—	—	22,992	12,253	22,992	12,253
Roads bridges and footpaths inc Bulk Earthworks		30/06/20	30/06/20	—	—	214,386	195,059	214,386	195,059
Stormwater drainage		30/06/20	30/06/20	—	—	16,354	15,248	16,354	15,248
Water supply network		30/06/22	30/06/17	—	—	34,285	29,591	34,285	29,591
Sewerage network		30/06/22	30/06/17	—	—	17,883	19,193	17,883	19,193
Other assets		30/06/22	30/06/16	—	—	—	9,428	—	9,428
Quarry Assets		30/06/22	30/06/21	—	—	125	218	125	218
Tip Assets		30/06/22	30/06/21	—	—	2,529	4,181	2,529	4,181
Total infrastructure, property, plant and equipment				16,111	15,321	334,565	295,623	350,676	310,944
Non-recurring fair value measurements									

E2-1 Fair value measurement (continued)

Valuation techniques

Where Council is unable to derive fair valuations using quoted market prices of identical assets (ie. level 1 inputs) Council instead utilises a spread of both observable inputs (level 2 inputs) and unobservable inputs (level 3 inputs).

The fair valuation techniques Council has employed while utilising level 2 and level 3 inputs are as follows:

Infrastructure, property, plant and equipment (IPPE) **Plant and equipment**

Plant and equipment are valued at cost but are disclosed at fair value in the notes excepting major items of plant which were revalued based on observable market values as at 30 June 2018 by Australis Asset Advisory Group. The carrying amount of these assets is assumed to approximate fair value due to the nature of the items.

Examples of assets within these classes are as follows: Graders, trucks, rollers, tractors and motor vehicles. These types of assets have been indexed this year using movement in inflation from 2018 to 2022.

Operational, crown and community land

Operational and Community Land are were revalued as at 30 June 2018 to observable market values by Australis Asset Advisory Group. Crown land is based on the Valuer-General's land value as these are representative of actual market values within the Walgett LGA or an average unit rate based on the Land Value for Crown Land.

As these rates are considered to be observable market evidence they have been classified as a Level 2.

Buildings – specialised

Specialised buildings were valued by Australis Asset Advisory Group as at 30th June 2018, at Fair or Market Value.

This approach estimated the fair value for each building by either componentising the building into significant parts where there was not a comparable building within the Walgett LGA or by using observable market prices for comparable properties within the Walgett LGA..

All buildings were physically inspected and elements such as useful life reassessed.

An independent valuation is conducted every five years and is scheduled for revaluation in 2023. These assets have been indexed this year from 2018 to 2022 using the NSW Non-residential building construction index. These assets have been classified as Level 2 valuation inputs.

There has been no change to the valuation process during the reporting period.

Buildings - non-specialised

Non Specialised buildings were valued by Australis Asset Advisory Group as at 30th June 2018, at Fair Value.

This approach estimated the fair value for each building by componentising the building into significant parts.

All buildings were physically inspected and elements such as useful life reassessed.

An independent valuation is conducted every five years and is scheduled for revaluation in 2023. These assets have been indexed this year from 2018 to 2022 using the NSW Non-residential building construction index. These assets have been classified as Level 3 valuation inputs.

There has been no change to the valuation process during the reporting period.

E2-1 Fair value measurement (continued)

Other structures

Other Structures were valued by APV Valuers & Asset Management as at 30th June 2022, at Fair Value.

These assets have been classified as Level 3 valuation inputs.

Examples of assets within these classes are as follows:

Waste Depot, Structures other than Buildings and Sale Yards

There has been no change to the valuation process during the reporting period.

Roads

Roads comprise of road carriageway, roadside shoulders, islands, kerb and guttering. They include sections that are sealed and unsealed. Road assets were independently valued as at 30th June 2020 by AssetVal, at Current Replacement Cost. The carrying amount of these assets is assumed to approximate fair value due to the nature of the items. While some elements of value may be supported from market evidence (Level 2 inputs) other inputs such as, estimates of pattern of consumption, traffic load and frequency, residual value, asset condition and useful life, will impact significantly on the final determination of fair value.

These assets have been indexed this year from 2020 to 2022 using the NSW Road and bridge construction index.

These assets have been classified as Level 3 valuation inputs.

Bridges

Bridge assets were independently valued as at 30th June 2020, at Current Replacement Cost. This category consists of all bridges and causeways greater than 6 metres. The carrying amount of these assets is assumed to approximate fair value due to the nature of the items. While some elements of value may be supported from market based evidence (Level 2 inputs) other inputs such as, pattern of consumption, traffic load and frequency, residual value, asset condition and useful life will impact significantly on the final determination of the fair value.

These assets have been indexed this year from 2020 to 2022 using the NSW Road and bridge construction index.

These assets have been classified as Level 3 valuation inputs.

Footpaths

Footpath assets were independently valued as at 30th June 2020, at Current Replacement Cost.

The carrying amount of these assets is assumed to approximate fair value due to the nature of the items. While some elements of value may be supported from market evidence (Level 2 inputs) other inputs such as, estimates of pattern of consumption, traffic load and frequency, residual value, asset condition and useful life, will impact significantly on the final determination of fair value.

These assets have been indexed this year from 2020 to 2022 using the NSW Road and bridge construction index.

These assets have been classified as at Level 3 valuation inputs. Footpaths are inspected annually and condition assessed.

Drainage infrastructure

Stormwater Drainage assets were independently valued as at 30th June 2020, at Current Replacement Cost. Assets within this class comprise pit, traps, pipes and channels. The Cost Approach is utilised with each asset being componentised into significant parts, with different useful lives and taking into account a range of factors in determination of fair value.

While unit rates based on elements, such as linear metres and pipe diameter, may be supported by market evidence (Level 2) other inputs such as estimates of consumption, residual value, asset condition and useful life, require extensive professional judgement and impact significantly on the final determination of fair value.

These assets have been classified as Level 3 valuation inputs.

E2-1 Fair value measurement (continued)

Water supply network

Water Supply assets were valued by APV Valuers and Asset Management as at 30th June 2022 at Current Replacement Cost and utilising Fair Value measurement. Assets within this class comprise reservoirs, pumping stations, treatment plant and pipelines.

The Cost Approach is utilised with each asset being componentised into significant parts, with different useful lives and taking into account a range of factors.

While unit rates based on elements, such as linear metres and pipe diameter, may be supported by market evidence (Level 2) other inputs such as estimates of consumption, residual value, asset condition and useful life, require extensive professional judgement and impact significantly on the final determination of fair value.

These assets have been classified as Level 3 valuation inputs.

In non comprehensive valuation years, these assets are indexed each year in line with the NSW Reference Rates manual as published by the Office of Water.

There has been no change to the valuation process during the reporting period.

Sewerage network

Sewerage Network assets were valued by APV Valuers and Asset Management as at 30th June 2022 at Current Replacement Cost and utilising Fair Value measurement. Assets within this class comprise pumping stations, treatment plant and pipelines. The Cost Approach is utilised with each asset being componentised into significant parts, with different useful lives and taking into account a range of factors.

While unit rates based on elements, such as linear metres and pipe diameter, may be supported by market evidence (Level 2) other inputs such as estimates of consumption, residual value, asset condition and useful life, require extensive professional judgement and impact significantly on the final determination of fair value.

These assets have been classified as Level 3 valuation inputs.

In non comprehensive valuation years, these assets are indexed each year in line with the NSW Reference Rates manual as published by the Office of Water.

Sewerage assets are independently valued every five years and are scheduled for revaluation in 2022.

There has been no change to the valuation process during the reporting period.

Other assets

Assets within this class comprise Council's swimming pools and bore baths, other open space/recreational assets and assets that do not fit in any other category.

Valuations for this asset class were undertaken by APV Valuers & Asset Management as at 30 June 2022.

These assets have been classified as Level 3 valuation inputs.

While some elements of value may be supported from market evidence (Level 2 inputs) other inputs such as, estimates of pattern of consumption, residual value, asset condition and useful life, required extensive professional judgement and impact significantly on the final determination of fair value.

There has been no change to the valuation process during the reporting period.

E2-1 Fair value measurement (continued)

Fair value measurements using significant unobservable inputs (level 3)

Significant unobservable valuation inputs used (for level 3 asset classes) and their relationship to fair value.

The following table summarises the quantitative information relating to the significant unobservable inputs used in deriving the various level 3 asset class fair values.

	Fair value (30/6/22) 2022 \$ '000	Valuation technique/s	Unobservable inputs
Infrastructure, property, plant and equipment			
Buildings specialised	26,011	Cost approach	Unit price
Other structures	22,992	Cost approach	Unit price
Roads, bridges and footpaths	214,386	Cost approach	Unit price
Stormwater drainage	16,354	Cost approach	Asset condition, remaining lives
Water supply network	34,285	Cost approach	Asset condition, remaining lives
Sewer network	17,883	Cost approach	Asset condition, remaining lives
Tip assets	2,529	Cost approach	Unit price
Quarry assets	125	Cost approach	Unit price

E2-1 Fair value measurement (continued)

A reconciliation of the movements in recurring fair value measurements allocated to Level 3 of the hierarchy is provided below:

	Buildings specialised		Other structures		Roads, bridges and footpaths		Stormwater drainage	
	2022	2021	2022	2021	2022	2021	2022	2021
	\$ '000	\$ '000	\$ '000	\$ '000	\$ '000	\$ '000	\$ '000	\$ '000
Opening balance	10,452	10,439	12,253	12,791	195,059	187,043	15,248	14,977
Total gains or losses for the period								
Other movements								
Transfers from/(to) another asset class	7,348	17	1,680	—	1,313	5,602	69	373
Purchases (GBV)	—	266	1,135	289	176	5,080	151	13
Disposals (WDV)	—	—	(191)	(63)	(73)	—	—	—
Depreciation and impairment	(279)	(270)	(1,269)	(764)	(3,003)	(2,666)	(135)	(115)
Revaluation increment to equity (ARR)	8,490	—	9,384	—	20,914	—	1,021	—
Closing balance	26,011	10,452	22,992	12,253	214,386	195,059	16,354	15,248

	Water supply network		Sewer network		Other assets		Tip assets	
	2022	2021	2022	2021	2022	2021	2022	2021
	\$ '000	\$ '000	\$ '000	\$ '000	\$ '000	\$ '000	\$ '000	\$ '000
Opening balance	29,591	27,057	19,193	19,432	9,428	9,519	4,181	3,838
Total gains or losses for the period								
Other movements								
Transfers from/(to) another asset class	962	2,509	—	—	(9,822)	—	—	—
Purchases (GBV)	—	506	35	28	414	396	(1,509)	428
Depreciation and impairment	(868)	(743)	(447)	(442)	—	(487)	(143)	(85)
Revaluation increment to equity (ARR)	4,600	262	(898)	175	(20)	—	—	—
Closing balance	34,285	29,591	17,883	19,193	—	9,428	2,529	4,181

E2-1 Fair value measurement (continued)

	Quarry assets		Total	
	2022	2021	2022	2021
	\$ '000	\$ '000	\$ '000	\$ '000
Opening balance	218	223	295,623	285,319
Transfers from/(to) another asset class	—	—	1,550	8,501
Purchases (GBV)	(87)	1	315	7,007
Disposals (WDV)	—	—	(264)	(63)
Depreciation and impairment	(6)	(6)	(6,150)	(5,578)
Revaluation increment to equity (ARR)	—	—	43,491	437
Closing balance	125	218	334,565	295,623

Highest and best use

All of Council's non-financial assets are considered as being utilised for their highest and best use.

E3-1 Contingencies

The following assets and liabilities do not qualify for recognition in the Statement of Financial Position, but their knowledge and disclosure is considered relevant to the users of Council's financial report.

LIABILITIES NOT RECOGNISED

(i) Defined benefit superannuation contribution plans

Council is party to an Industry Defined Benefit Plan under the Local Government Superannuation Scheme, named The Local Government Superannuation Scheme – Pool B (the Scheme) which is a defined benefit plan that has been deemed to be a 'multi-employer fund' for the purposes of AASB119 Employee Benefits for the following reasons:

- 1) Assets are not segregated within the sub-group according to the employees of each sponsoring employer.
- 2) The contribution rates have been the same for all sponsoring employers. That is, contribution rates have not varied for each sponsoring employer according to the experience relating to the employees of that sponsoring employer.
- 3) Benefits for employees of all sponsoring employers are determined according to the same formulae and without regard to the sponsoring employer.
- 4) The same actuarial assumptions are currently used in respect of the employees of each sponsoring employer.

Given the factors above, each sponsoring employer is exposed to the actuarial risks associated with current and former employees of other sponsoring employers, and hence shares in the associated gains and losses (to the extent that they are not borne by members).

(a) Description of the funding arrangements.

Pooled Employers are required to pay future service employer contributions and past service employer contributions to the Fund.

The future service employer contributions were determined using the new entrant rate method under which a contribution rate sufficient to fund the total benefits over the working life-time of a typical new entrant is calculated. The current future service employer contribution rates are:

Division B	1.9 times member contributions for non-180 Point Members; Nil for 180 Point Members*
Division C	2.5% salaries
Division D	1.64 times member contributions

* For 180 Point Members, Employers are required to contribute 7% of salaries for the year ending 30 June 2022 (increasing to 7.5% in line with the increase in the Superannuation Guarantee) to these members' accumulation accounts, which are paid in addition to members' defined benefits.

The past service contribution for each Pooled Employer is a share of the total past service contributions of \$40.0 million per annum for 1 July 2019 to 31 December 2021 and \$20.0 million per annum for 1 January 2022 to 31 December 2024, apportioned according to each employer's share of the accrued liabilities as at 30 June 2021. These past service contributions are used to maintain the adequacy of the funding position for the accrued liabilities.

The adequacy of contributions is assessed at each triennial actuarial investigation and monitored annually between triennials.

b) Description of the extent to which Council can be liable to the plan for other Council's obligations under the terms and conditions of the multi-employer plan

As stated above, each sponsoring employer (Council) is exposed to the actuarial risks associated with current and former employees of other sponsoring employers and hence shares in the associated gains and losses.

However, there is no relief under the Fund's trust deed for employers to walk away from their defined benefit obligations. Under limited circumstances, an employer may withdraw from the plan when there are no active members, on full payment of outstanding past service contributions. There is no provision for allocation of any surplus which may be present at the date of withdrawal of the Council.

c) Description of any agreed allocation of a deficit or surplus on:

(i) wind up of the plan

There are no specific provisions under the Fund's trust deed dealing with deficits or surplus on wind-up.

(ii) withdrawal from the plan

E3-1 Contingencies (continued)

There is no provision for allocation of any surplus which may be present at the date of withdrawal of an employer.

d) *Given Walgett Shire Council accounts for the plan as if it were a defined contribution plan in accordance with paragraph 34, the following information applies:*

- (i) the fact that the plan is a defined benefit plan is confirmed by Mercer Australia.
- (ii) the reason why sufficient information is not available to enable the entity to enable Walgett Shire Council to account for the plan as a defined benefit plan is explained earlier in this note.
- (iii) Council's expected contribution to the plan for the next annual reporting period is \$18,928.80.
- (iv) The amount of Council employer contributions to the defined benefit section of the Local Government Superannuation Scheme and recognised as an expense for the year ending 30 June 2022 was \$29,883.84. Based on a Past Service Liabilities methodology the share of any funding surplus or deficit that can be attributed to Walgett Shire Council is 0.07%. The last valuation of the Scheme was performed by fund actuary, Richard Boyfield, FIAA as at 30 June 2021.

The estimated employer reserves financial position for the Pooled Employers at 30 June 2022 is:

Employer reserves only *	\$millions	Asset Coverage
Assets	2,376.6	
Past Service Liabilities	2,380.7	99.8%
Vested Benefits	2,391.7	99.4%

* excluding other accumulation accounts and reserves in both assets and liabilities.

Council's share of that deficiency cannot be accurately calculated as the Scheme is a mutual arrangement where assets and liabilities are pooled together for all member councils. For this reason, no liability for the deficiency has been recognised in Council's accounts. Council has a possible obligation that may arise should the Scheme require immediate payment to correct the deficiency.

The key economic long term assumptions used to calculate the present value of accrued benefits are:

Investment return	5.75% per annum
Salary inflation *	3.5% per annum
Increase in CPI	2.5% per annum

* Plus promotional increases

The contribution requirements may vary from the current rates if the overall sub-group experience is not in line with the actuarial assumptions in determining the funding program; however, any adjustment to the funding program would be the same for all sponsoring employers in the Pooled Employers group.

Please note that the estimated employer reserves financial position above is a preliminary calculation, and once all the relevant information has been received by the Funds Actuary, the final end of year review, which will be a triennial actuarial investigation will be completed by December 2022.

(ii) Statewide Limited

Council is a member of Statewide Mutual, a mutual pool scheme providing liability insurance to local government.

Membership includes the potential to share in either the net assets or liabilities of the fund depending on its past performance. Council's share of the net assets or liabilities reflects Council's contributions to the pool and the result of insurance claims within each of the fund years.

The future realisation and finalisation of claims incurred but not reported to 30 June 2022 may result in future liabilities or benefits as a result of past events that Council will be required to fund or share in respectively.

(iii) StateCover Limited

Council is a member of StateCover Mutual Limited and holds a partly paid share in the entity.

StateCover is a company providing workers compensation insurance cover to the NSW local government industry and specifically Council.

Council has a contingent liability to contribute further equity in the event of the erosion of the company's capital base as a result of the company's past performance and/or claims experience or as a result of any increased prudential requirements from APRA.

E3-1 Contingencies (continued)

These future equity contributions would be required to maintain the company's minimum level of net assets in accordance with its licence requirements.

(iv) Other liabilities

Council has pending legal matters that do not qualify for inclusion in the 2021/2022 Annual Financial Statements although they are significant enough to mention in order to inform statement users of their potential impact.

Council's potential cost in respect to these matters may be approximately \$835,000.

ASSETS NOT RECOGNISED

(i) Land under roads

As permitted under AASB 1051, Council has elected not to bring to account land under roads that it owned or controlled up to and including 30 June 2008.

(ii) Infringement notices/fines

Fines and penalty income, the result of Council issuing infringement notices is followed up and collected by the Infringement Processing Bureau.

Council's revenue recognition policy for such income is to account for it as revenue on receipt.

Accordingly, at year end, there is a potential asset due to Council representing issued but unpaid infringement notices.

Due to the limited information available on the status, value and duration of outstanding notices, Council is unable to determine the value of outstanding income.

F People and relationships

F1 Related party disclosures

F1-1 Key management personnel (KMP)

Key management personnel (KMP) of the council are those persons having the authority and responsibility for planning, directing and controlling the activities of the council, directly or indirectly.

The aggregate amount of KMP compensation included in the Income Statement is:

	2022 \$ '000	2021 \$ '000
Compensation:		
Short-term benefits	1,108	1,091
Post-employment benefits	74	50
Termination benefits	8	70
Total	1,190	1,211

F1-1 Key management personnel (KMP) (continued)

Other transactions with KMP and their related parties

Council has determined that transactions at arm's length between KMP and Council as part of Council delivering a public service objective (e.g. access to library or Council swimming pool by KMP) will not be disclosed.

Nature of the transaction	Ref	Transactions during the year \$ '000	Outstanding balances including commitments \$ '000	Terms and conditions	Impairment provision on outstanding balances \$ '000	Impairment expense \$ '000
2022						
Water cart hire	1	118	–	Annual contracted rate for adhoc work	–	–
Property Lease	2	20	–	Negotiated lease for 2 years with 2 x 3 year options	–	–
Plant and equipment hire	3	560	–	Annual contracted rate for adhoc work	–	–
Employee expenses relating to close family members of KMP	4	119	–	NSW Local Government State Award 2017	–	–
2021						
Water cart hire	1	617	–	Annual contracted rate for adhoc work	–	–
Property Lease	2	23	51	Negotiated lease for 2 years with 2 x 3 year options	–	–
Plant and equipment hire	3	353	–	Annual contracted rate for adhoc work	–	–
Employee expenses relating to close family members of KMP	4	124	–	NSW Local Government State Award 2017	–	–
1 Council hires plant for water cartage from a Council KMP. The plant hire by Council is subject to an annual plant hire tender process;						
2 Council leases a building in Lightning Ridge from a business trading as Opal Court and this business has 2 KMP as partners in the business;						
3 Council hires plant items from Wintergreen Investments and a Director of the Company is a KMP of Council. The plant hire by Council is subject to an annual plant hire tender process;						
4 Close family members (2) of a Council KMP are employed by the Council under the Local Government Award, on an arms length basis.						

F1-2 Councillor and Mayoral fees and associated expenses

	2022 \$ '000	2021 \$ '000
The aggregate amount of Councillor and Mayoral fees and associated expenses included in materials and services expenses in the Income Statement are:		
Mayoral fee	19	20
Councillors' fees	107	113
Other Councillors' expenses (including Mayor)	32	23
Total	158	156

F2 Other relationships

F2-1 Audit fees

	2022 \$ '000	2021 \$ '000
--	-----------------	-----------------

During the year, the following fees were incurred for services provided by the auditor of Council, related practices and non-related audit firms

Auditors of the Council - NSW Auditor-General:

(i) Audit and other assurance services

Audit and review of financial statements

	94	87
--	----	----

Remuneration for audit and other assurance services	94	87
--	-----------	-----------

Total Auditor-General remuneration	94	87
---	-----------	-----------

Non NSW Auditor-General audit firms

(i) Audit and other assurance services

Audit and review of financial statements

	2	—
--	---	---

Remuneration for audit and other assurance services	2	—
--	----------	----------

Total remuneration of non NSW Auditor-General audit firms	2	—
--	----------	----------

Total audit fees	96	87
-------------------------	-----------	-----------

G Other matters

G1-1 Statement of Cash Flows information

Reconciliation of net operating result to cash provided from operating activities

	2022 \$ '000	2021 \$ '000
Net operating result from Income Statement	499	5,446
Add / (less) non-cash items:		
Depreciation and amortisation	7,085	6,334
(Gain) / loss on disposal of assets	249	51
Unwinding of discount rates on reinstatement provisions	228	181
Share of net (profits)/losses of associates/joint ventures using the equity method	40	(41)
Movements in operating assets and liabilities and other cash items:		
(Increase) / decrease of receivables	408	(1,325)
Increase / (decrease) in provision for impairment of receivables	76	(10)
(Increase) / decrease of inventories	53	(25)
(Increase) / decrease of other current assets	(17)	143
Increase / (decrease) in payables	15	(1,103)
Increase / (decrease) in accrued interest payable	(1)	(4)
Increase / (decrease) in other accrued expenses payable	(26)	221
Increase / (decrease) in other liabilities	38	87
Increase / (decrease) in contract liabilities	1,401	3,024
Increase / (decrease) in employee benefit provision	(356)	106
Increase / (decrease) in other provisions	(1,595)	429
Net cash flows from operating activities	8,097	13,514

G2-1 Commitments

Capital commitments (exclusive of GST)

	2022 \$ '000	2021 \$ '000
--	-----------------	-----------------

Capital expenditure committed for at the reporting date but not recognised in the financial statements as liabilities:

Property, plant and equipment

Sewerage and water infrastructure	86	—
Buildings	1,780	—
Plant and equipment	1,303	502
Road infrastructure	645	—
Total commitments	3,814	502

These expenditures are payable as follows:

Within the next year	3,814	502
Total payable	3,814	502

Sources for funding of capital commitments:

Unrestricted general funds	115	—
Future grants and contributions	1,443	—
Unexpended grants	615	—
Externally restricted reserves	86	—
Internally restricted reserves	1,303	502
Unexpended loans	252	—
Total sources of funding	3,814	502

Details of capital commitments

Reconstruction and sealing of Shire Road 103 Bugilbone Road, and Goangra Bridge funded by grants.

G3-1 Events occurring after the reporting date

Council is unaware of any material or significant 'non-adjusting events' that should be disclosed.

G4 Statement of performance measures

G4-1 Statement of performance measures – consolidated results

\$ '000	Amounts 2022	Indicator 2022	Indicators 20212020		Benchmark
1. Operating performance ratio					
Total continuing operating revenue excluding capital grants and contributions less operating expenses ^{1,2}	(2,083)	(6.81)%	(1.22)%	(0.39)%	> 0.00%
Total continuing operating revenue excluding capital grants and contributions ¹	30,607				
2. Own source operating revenue ratio					
Total continuing operating revenue excluding all grants and contributions ¹	13,130	39.22%	44.06%	36.33%	> 60.00%
Total continuing operating revenue ¹	33,478				
3. Unrestricted current ratio					
Current assets less all external restrictions	25,236	5.48x	7.15x	4.47x	> 1.50x
Current liabilities less specific purpose liabilities	4,604				
4. Debt service cover ratio					
Operating result before capital excluding interest and depreciation/impairment/amortisation ¹	5,307	5.83x	5.88x	7.77x	> 2.00x
Principal repayments (Statement of Cash Flows) plus borrowing costs (Income Statement)	911				
5. Rates and annual charges outstanding percentage					
Rates and annual charges outstanding	1,560	14.19%	11.39%	10.84%	< 10.00%
Rates and annual charges collectable	10,994				
6. Cash expense cover ratio					
Current year's cash and cash equivalents plus all term deposits	36,116	14.64 months	11.94 months	13.80 months	> 3.00 months
Monthly payments from cash flow of operating and financing activities	2,467				

(1) Excludes fair value increments on investment properties, reversal of revaluation decrements, reversal of impairment losses on receivables, net gain on sale of assets and net share of interests in joint ventures and associates using the equity method and includes pensioner rate subsidies

(2) Excludes impairment/revaluation decrements of IPPE, fair value decrements on investment properties, net loss on disposal of assets and net loss on share of interests in joint ventures and associates using the equity method

G4-2 Statement of performance measures by fund

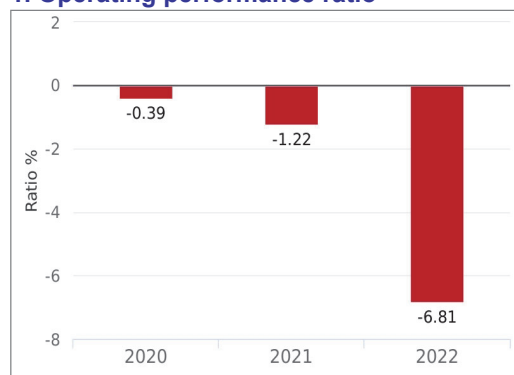
	General Indicators ³		Water Indicators		Sewer Indicators		Benchmark
\$ '000	2022	2021	2022	2021	2022	2021	
1. Operating performance ratio							
Total continuing operating revenue excluding capital grants and contributions less operating expenses ^{1,2}	(7.67)%	1.39%	(1.36)%	(2.03)%	4.73%	(59.69)%	> 0.00%
Total continuing operating revenue excluding capital grants and contributions ¹	32.74%	43.87%	98.30%	36.78%	98.95%	99.01%	> 60.00%
2. Own source operating revenue ratio							
Total continuing operating revenue excluding capital grants and contributions ¹	32.74%	43.87%	98.30%	36.78%	98.95%	99.01%	> 60.00%
Total continuing operating revenue ¹	32.74%	43.87%	98.30%	36.78%	98.95%	99.01%	> 60.00%
3. Unrestricted current ratio							
Current assets less all external restrictions	5.48x	7.15x	18.63x	No liabilities	∞	∞	> 1.50x
Current liabilities less specific purpose liabilities	5.48x	7.15x	18.63x	No liabilities	∞	∞	> 1.50x
4. Debt service cover ratio							
Operating result before capital excluding interest and depreciation/impairment/amortisation ¹	4.37x	5.63x	∞	∞	∞	∞	> 2.00x
Principal repayments (Statement of Cash Flows) plus borrowing costs (Income Statement)	4.37x	5.63x	∞	∞	∞	∞	> 2.00x
5. Rates and annual charges outstanding percentage							
Rates and annual charges outstanding	18.29%	5.60%	0.00%	38.17%	0.00%	19.47%	< 10.00%
Rates and annual charges collectable	18.29%	5.60%	0.00%	38.17%	0.00%	19.47%	< 10.00%
6. Cash expense cover ratio							
Current year's cash and cash equivalents plus all term deposits	10.88 months	11.37 months	∞	3.86 months	∞	55.86 months	> 3.00 months
Monthly payments from cash flow of operating and financing activities	10.88 months	11.37 months	∞	3.86 months	∞	55.86 months	> 3.00 months

End of the audited financial statements

H Additional Council disclosures (unaudited)

H1-1 Statement of performance measures – consolidated results (graphs)

1. Operating performance ratio



Purpose of operating performance ratio

This ratio measures Council's achievement of containing operating expenditure within operating revenue.

Commentary on 2021/22 result

2021/22 ratio (6.81)%

The Council's ratio is a negative percentage which is below the OLG benchmark of 0% and indicates for this year that the operating expenditure of Council exceeded operating income.

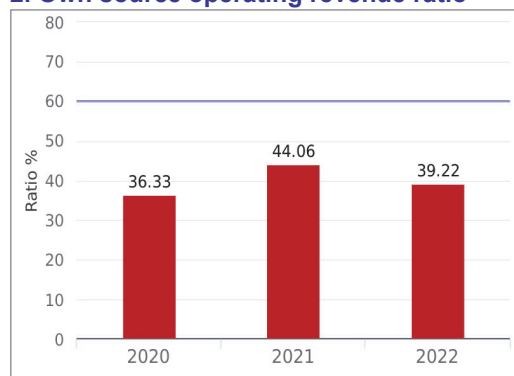
Benchmark: — > 0.00%

Source of benchmark: Code of Accounting Practice and Financial Reporting

Ratio achieves benchmark

Ratio is outside benchmark

2. Own source operating revenue ratio



Purpose of own source operating revenue ratio

This ratio measures fiscal flexibility. It is the degree of reliance on external funding sources such as operating grants and contributions.

Commentary on 2021/22 result

2021/22 ratio 39.22%

This ratio has decreased compared to last year as Council performed less works on State Highways which is disclosed as part of user charges and fees. As a result the percentage of Council income received via grant income was higher which decreases this ratio.

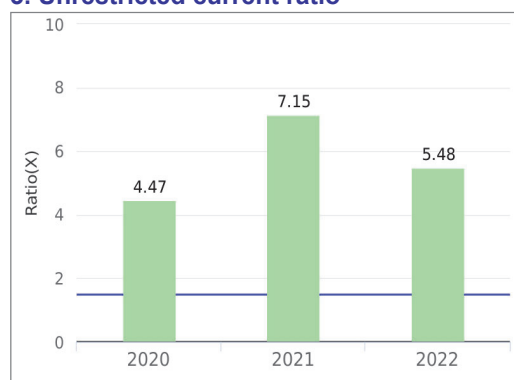
Benchmark: — > 60.00%

Source of benchmark: Code of Accounting Practice and Financial Reporting

Ratio achieves benchmark

Ratio is outside benchmark

3. Unrestricted current ratio



Purpose of unrestricted current ratio

To assess the adequacy of working capital and its ability to satisfy obligations in the short term for the unrestricted activities of Council.

Commentary on 2021/22 result

2021/22 ratio 5.48x

Council has a very strong unrestricted current ratio. This allows Council to continue the planned work while enabling it to meet current and future expenditure commitments.

Benchmark: — > 1.50x

Source of benchmark: Code of Accounting Practice and Financial Reporting

Ratio achieves benchmark

Ratio is outside benchmark

H1-1 Statement of performance measures – consolidated results (graphs) (continued)

4. Debt service cover ratio



Purpose of debt service cover ratio

This ratio measures the availability of operating cash to service debt including interest, principal and lease payments

Commentary on 2021/22 result

2021/22 ratio 5.83x

Council's ratio is well above the industry benchmark and is considered to be sound.

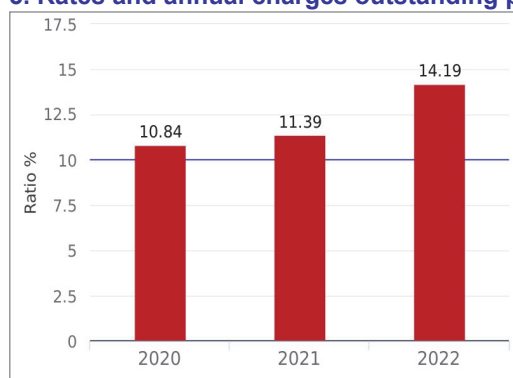
Benchmark: — > 2.00x

Source of benchmark: Code of Accounting Practice and Financial Reporting

Ratio achieves benchmark

Ratio is outside benchmark

5. Rates and annual charges outstanding percentage



Purpose of rates and annual charges outstanding percentage

To assess the impact of uncollected rates and annual charges on Council's liquidity and the adequacy of recovery efforts.

Commentary on 2021/22 result

2021/22 ratio 14.19%

This ratio has continued its steady increase from the past few years. The impact of the Covid-19 pandemic and the associated restrictions put in place has resulted in a loss of income within the Council's ratepayer base. The mandated restrictions in debt recovery actions resulting from the pandemic measures has also impacted this ratio.

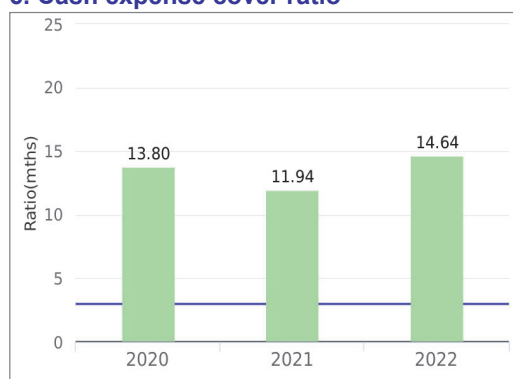
Benchmark: — < 10.00%

Source of benchmark: Code of Accounting Practice and Financial Reporting

Ratio achieves benchmark

Ratio is outside benchmark

6. Cash expense cover ratio



Purpose of cash expense cover ratio

This liquidity ratio indicates the number of months a Council can continue paying for its immediate expenses without additional cash inflow.

Commentary on 2021/22 result

2021/22 ratio 14.64 months

Council is performing significantly higher than the OLG benchmark and remains in a strong position.

Benchmark: — > 3.00months

Source of benchmark: Code of Accounting Practice and Financial Reporting

Ratio achieves benchmark

Ratio is outside benchmark

H1-2 Council information and contact details

Principal place of business:

77 Fox Street
Walgett NSW 2832

Contact details

Mailing Address:

PO Box 31
Walgett NSW 2832

Telephone: 02 6828 6100

Facsimile: 02 6828 1608

Opening hours:

8:30am - 4:30pm
Monday to Friday

Internet: www.walgett.nsw.gov.au

Email: admin@walgett.nsw.gov.au

Officers

GENERAL MANAGER

Michael Urquhart

RESPONSIBLE ACCOUNTING OFFICER

Tony Hughes

Public Officer

Michael Urquhart

Auditors

Auditor General

New South Wales

Elected members

Mayor

Cr Jane Keir

Councillors

Cr Greg Rummery (Deputy Mayor)

Cr Michael Cooke

Cr Sue Currey

Cr Colin Hundy

Cr Jasen Ramien

Cr Alf Seaton

Cr Daniel Walford

Cr Ian Woodcock

Other information

ABN: 88 769 076 385



INDEPENDENT AUDITOR'S REPORT

Report on the general purpose financial statements

Walgett Shire Council

To the Councillors of Walgett Shire Council

Opinion

I have audited the accompanying financial statements of Walgett Shire Council (the Council), which comprise the Statement by Councillors and Management, the Income Statement and Statement of Comprehensive Income for the year ended 30 June 2022, the Statement of Financial Position as at 30 June 2022, the Statement of Changes in Equity and Statement of Cash Flows for the year then ended and notes comprising a summary of significant accounting policies and other explanatory information.

In my opinion:

- the Council's accounting records have been kept in accordance with the requirements of the *Local Government Act 1993*, Chapter 13, Part 3, Division 2 (the Division)
- the financial statements:
 - have been prepared, in all material respects, in accordance with the requirements of this Division
 - are consistent with the Council's accounting records
 - present fairly, in all material respects, the financial position of the Council as at 30 June 2022, and of its financial performance and its cash flows for the year then ended in accordance with Australian Accounting Standards
- all information relevant to the conduct of the audit has been obtained
- no material deficiencies in the accounting records or financial statements have come to light during the audit.

My opinion should be read in conjunction with the rest of this report.

Basis for Opinion

I conducted my audit in accordance with Australian Auditing Standards. My responsibilities under the standards are described in the 'Auditor's Responsibilities for the Audit of the Financial Statements' section of my report.

I am independent of the Council in accordance with the requirements of the:

- Australian Auditing Standards
- Accounting Professional and Ethical Standards Board's APES 110 'Code of Ethics for Professional Accountants (including Independence Standards)' (APES 110).

I have fulfilled my other ethical responsibilities in accordance with APES 110.

Parliament promotes independence by ensuring the Auditor-General and the Audit Office of New South Wales are not compromised in their roles by:

- providing that only Parliament, and not the executive government, can remove an Auditor-General
- mandating the Auditor-General as auditor of councils
- precluding the Auditor-General from providing non-audit services.

I believe the audit evidence I have obtained is sufficient and appropriate to provide a basis for my audit opinion.

Other Information

The Council's annual report for the year ended 30 June 2022 includes other information in addition to the financial statements and my Independent Auditor's Report thereon. The Councillors are responsible for the other information. At the date of this Independent Auditor's Report, the other information I have received comprise the special purpose financial statements and Special Schedules (the Schedules).

My opinion on the financial statements does not cover the other information. Accordingly, I do not express any form of assurance conclusion on the other information. However, as required by the *Local Government Act 1993*, I have separately expressed an opinion on the special purpose financial statements and Special Schedule - Permissible income for general rates.

In connection with my audit of the financial statements, my responsibility is to read the other information and, in doing so, consider whether the other information is materially inconsistent with the financial statements or my knowledge obtained in the audit, or otherwise appears to be materially misstated.

If, based on the work I have performed, I conclude there is a material misstatement of the other information, I must report that fact.

I have nothing to report in this regard.

The Councillors' Responsibilities for the Financial Statements

The Councillors are responsible for the preparation and fair presentation of the financial statements in accordance with Australian Accounting Standards and the *Local Government Act 1993*, and for such internal control as the Councillors determine is necessary to enable the preparation and fair presentation of the financial statements that are free from material misstatement, whether due to fraud or error.

In preparing the financial statements, the Councillors are responsible for assessing the Council's ability to continue as a going concern, disclosing, as applicable, matters related to going concern and using the going concern basis of accounting.

Auditor's Responsibilities for the Audit of the Financial Statements

My objectives are to:

- obtain reasonable assurance about whether the financial statements as a whole are free from material misstatement, whether due to fraud or error
- issue an Independent Auditor's Report including my opinion.

Reasonable assurance is a high level of assurance, but does not guarantee an audit conducted in accordance with Australian Auditing Standards will always detect material misstatements. Misstatements can arise from fraud or error. Misstatements are considered material if, individually or in aggregate, they could reasonably be expected to influence the economic decisions users take based on the financial statements.

A description of my responsibilities for the audit of the financial statements is located at the Auditing and Assurance Standards Board website at: www.auasb.gov.au/auditors_responsibilities/ar4.pdf. The description forms part of my auditor's report.

The scope of my audit does not include, nor provide assurance:

- that the Council carried out its activities effectively, efficiently and economically
- on the Original Budget information included in the Income Statement, Statement of Cash Flows, and Note B5-1 Material budget variations
- on the Special Schedules. A separate opinion has been provided on Special Schedule - Permissible income for general rates
- about the security and controls over the electronic publication of the audited financial statements on any website where they may be presented
- about any other information which may have been hyperlinked to/from the financial statements.



Manuel Moncada
Delegate of the Auditor-General for New South Wales

26 October 2022
SYDNEY



Cr Jane Keir
Mayor
Walgett Shire Council
PO Box 31
Walgett NSW 2330

Contact: Manuel Moncada
Phone no: 02 9275 7333
Our ref: D2221970/1801

26 October 2022

Dear Mayor

**Report on the Conduct of the Audit
for the year ended 30 June 2022
Walgett Shire Council**

I have audited the general purpose financial statements (GPFS) of the Walgett Shire Council (the Council) for the year ended 30 June 2022 as required by section 415 of the *Local Government Act 1993* (the Act).

I expressed an unmodified opinion on the Council's GPFS.

This Report on the Conduct of the Audit (the Report) for the Council for the year ended 30 June 2022 is issued in accordance with section 417 of the Act. This Report should be read in conjunction with my audit opinion on the GPFS issued under section 417(2) of the Act.

INCOME STATEMENT

Operating result

	2022	2021	Variance
	\$m	\$m	%
Rates and annual charges revenue	9.7	9.4	3.2
Grants and contributions revenue	20.3	23.4	13.2
Operating result from continuing operations	0.5	5.4	90.7
Net operating result before capital grants and contributions	(2.4)	(0.4)	500

Rates and annual charges revenue (\$9.7 million) decreased by \$0.3 million (3.2 per cent) in 2021–2022.

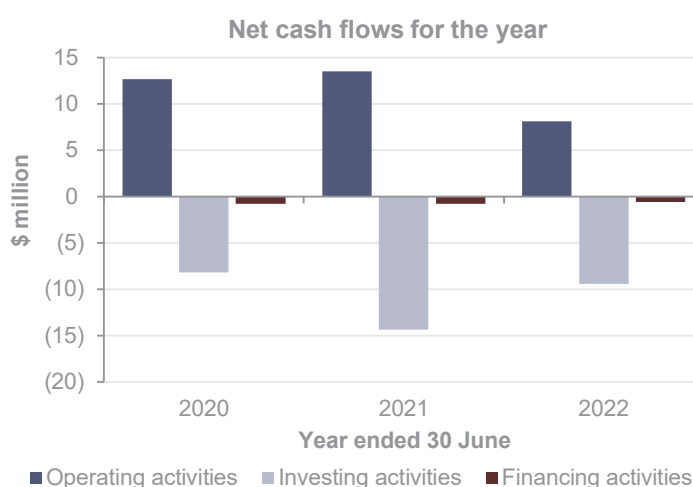
Grants and contributions revenue (\$20.3 million) decreased by \$3.1 million (13.2 per cent) in 2021–2022 due to a reduced in revenue recognised from grants for capital projects.

Council's operating result (\$0.5 million including the effect of depreciation and amortisation expense of \$7.1 million) was \$4.9 million lower than the 2020–21 result. This was mainly due to reduced revenue for Transport for NSW works and capital grants.

The net operating result before capital grants and contributions (a deficit of \$2.4 million) was \$2 million lower than the 2020–21 result. This was primarily due to the reduced revenue for Transport for NSW works.

STATEMENT OF CASH FLOWS

- The Statement of Cash Flows illustrates the flow of cash and cash equivalents moving in and out of Council during the year and reveals that cash decreased by \$1.9 million to \$9.1 million at the close of the year.



FINANCIAL POSITION

Cash and investments

Cash and investments	2022	2021	Commentary
	\$m	\$m	
Total cash, cash equivalents and investments	36.1	33.5	<ul style="list-style-type: none"> External restrictions include unspent specific purpose grants and contributions, and domestic waste management, water and sewerage charges, and unexpended loans.
Restricted cash and investments:			<ul style="list-style-type: none"> Balances are internally allocated due to Council policy or decisions for forward plans including works program.
• External restrictions	20.1	17.5	
• Internal allocations	15.8	14.3	

Debt

After repaying principal and interest of \$0.9 million during the financial year, total debt as at 30 June 2021 was \$1.3 million (2021: \$1.9 million).

PERFORMANCE

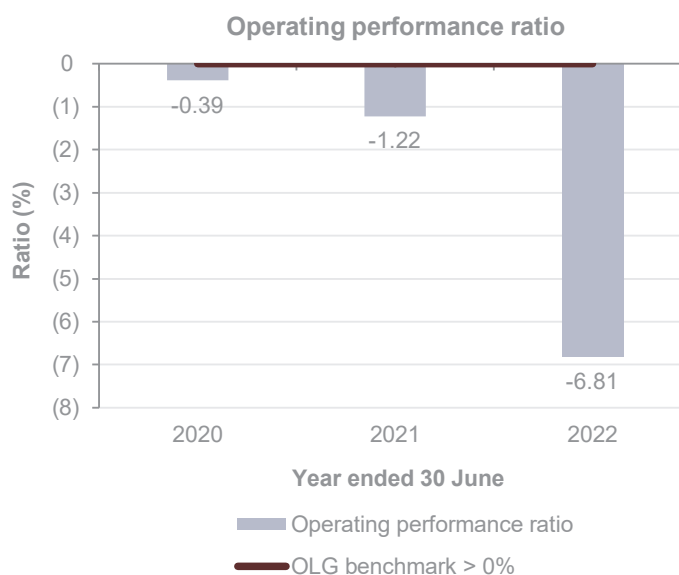
Performance measures

The following section provides an overview of the Council's performance against the performance measures and performance benchmarks set by the Office of Local Government (OLG) within the Department of Planning and Environment.

Operating performance ratio

The Council did not meet the OLG benchmark for the current reporting period.

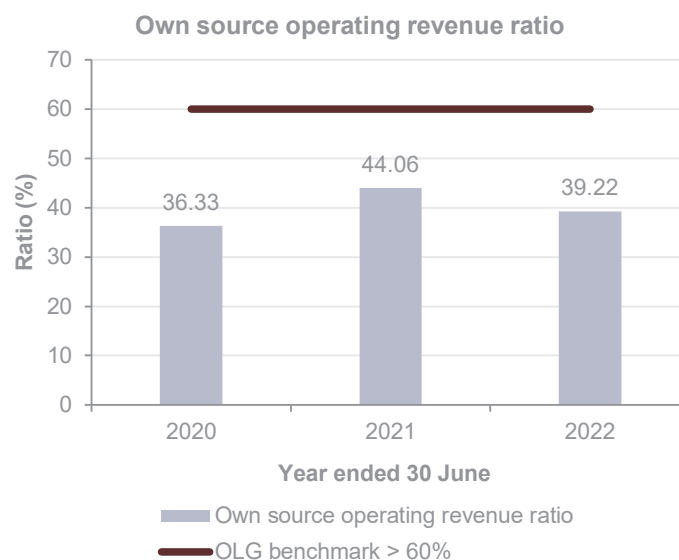
The 'operating performance ratio' measures how well council contained operating expenditure within operating revenue (excluding capital grants and contributions, fair value adjustments, and reversal of revaluation decrements). The benchmark set by OLG is greater than zero per cent.



Own source operating revenue ratio

The Council did not meet the OLG benchmark for the current reporting period.

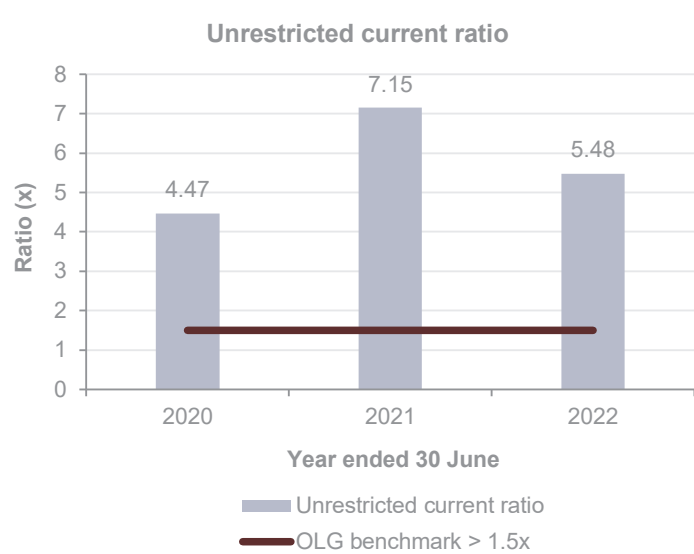
The 'own source operating revenue ratio' measures council's fiscal flexibility and the degree to which it relies on external funding sources such as operating grants and contributions. The benchmark set by OLG is greater than 60 per cent.



Unrestricted current ratio

The Council met the OLG benchmark for the current reporting period.

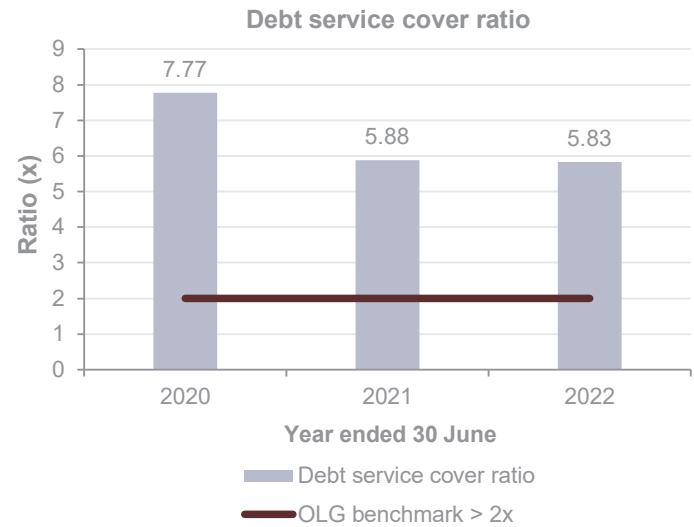
The 'unrestricted current ratio' is specific to local government and represents council's ability to meet its short-term obligations as they fall due. The benchmark set by OLG is greater than 1.5 times.



Debt service cover ratio

The Council met the OLG benchmark for the current reporting period.

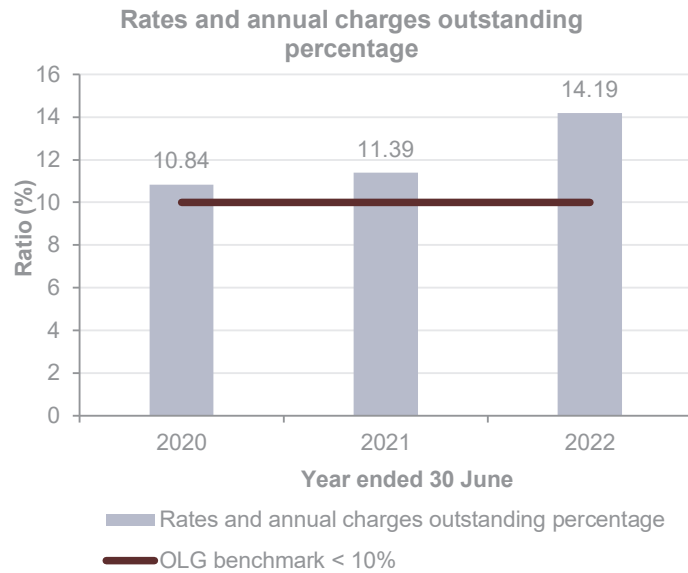
The 'debt service cover ratio' measures the operating cash to service debt including interest, principal and lease payments. The benchmark set by OLG is greater than two times.



Rates and annual charges outstanding percentage

The Council did not meet the OLG benchmark for the current reporting period.

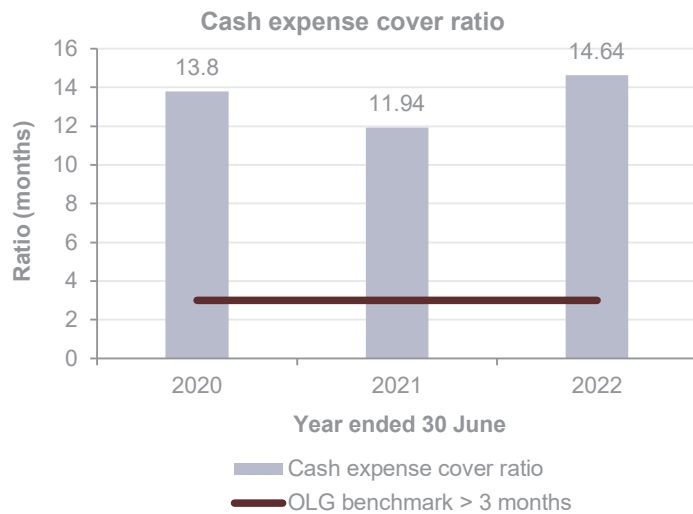
The 'rates and annual charges outstanding percentage' assesses the impact of uncollected rates and annual charges on council's liquidity and the adequacy of debt recovery efforts. The benchmark set by OLG is less than 10 per cent regional and rural councils.



Cash expense cover ratio

The Council met the OLG benchmark for the current reporting period.

This liquidity ratio indicates the number of months the council can continue paying for its immediate expenses without additional cash inflow. The benchmark set by OLG is greater than three months.



Infrastructure, property, plant and equipment renewals

- Council's asset renewal additions for the year were \$6.1 million compared \$1.8 million for the prior year
- The level of asset renewals during the year represented 87 percent of the total depreciation expense (\$7 million) for the year.

OTHER MATTERS

Legislative compliance

My audit procedures did not identify any instances of non-compliance with legislative requirements or a material deficiency in the Council's accounting records or financial statements. The Council's:

- accounting records were maintained in a manner and form to allow the GPFS to be prepared and effectively audited

- staff provided all accounting records and information relevant to the audit.

The Council's:

- accounting records were maintained in a manner and form that facilitated the preparation and the effective audit of the GPFS
- staff provided all accounting records and information relevant to the audit.

A handwritten signature in black ink, appearing to read 'Manuel Moncada', with a stylized flourish at the end.

Manuel Moncada
Delegate of the Auditor-General for New South Wales

Walgett Shire Council

SPECIAL PURPOSE FINANCIAL STATEMENTS for the year ended 30 June 2022

*That the community utilise the opportunities that arise from
our environment, to improve their quality of life, while
embracing its ethnic and social diversity to the benefit of all.*



Walgett Shire Council

Special Purpose Financial Statements

for the year ended 30 June 2022

Contents	Page
Statement by Councillors and Management	3
Special Purpose Financial Statements:	
Income Statement of water supply business activity	4
Income Statement of sewerage business activity	5
Statement of Financial Position of water supply business activity	6
Statement of Financial Position of sewerage business activity	7
Note – Significant Accounting Policies	8
Auditor's Report on Special Purpose Financial Statements	11

Walgett Shire Council

Special Purpose Financial Statements for the year ended 30 June 2022

Statement by Councillors and Management

Statement by Councillors and Management made pursuant to the Local Government Code of Accounting Practice and Financial Reporting

The attached Special Purpose Financial Statements have been prepared in accordance with:

- the NSW Government Policy Statement 'Application of National Competition Policy to Local Government',
- the Division of Local Government Guidelines 'Pricing and Costing for Council Businesses – A Guide to Competitive Neutrality',
- the Local Government Code of Accounting Practice and Financial Reporting,
- the NSW Office of Water Best-Practice Management of Water and Sewerage Guidelines.

To the best of our knowledge and belief, these statements:


- present fairly the operating result and financial position for each of Council's declared business activities for the year, and
- accord with Council's accounting and other records.
- present overhead reallocation charges to the water and sewerage businesses as fair and reasonable.

We are not aware of any matter that would render these statements false or misleading in any way.

Signed in accordance with a resolution of Council made on 30 August 2022.



Jane Keir
Mayor
30 August 2022



Greg Rummary
Deputy Mayor
30 August 2022



Michael Urquhart
General Manager
30 August 2022



Tony Hughes
Responsible Accounting Officer
12 September 2022

Walgett Shire Council

Income Statement of water supply business activity
for the year ended 30 June 2022

	2022 \$ '000	2021 \$ '000
Income from continuing operations		
Access charges	1,544	1,396
User charges	446	481
Fees	279	306
Interest and investment income	38	15
Grants and contributions provided for operating purposes	38	3,665
Other income	—	2
Total income from continuing operations	2,345	5,865
Expenses from continuing operations		
Employee benefits and on-costs	345	472
Materials and services	1,014	4,655
Depreciation, amortisation and impairment	868	751
Other expenses	150	191
Total expenses from continuing operations	2,377	6,069
Surplus (deficit) from continuing operations before capital amounts	(32)	(204)
Grants and contributions provided for capital purposes	2	117
Surplus (deficit) from continuing operations after capital amounts	(30)	(87)
Surplus (deficit) from all operations before tax	(30)	(87)
Surplus (deficit) after tax	(30)	(87)
Plus accumulated surplus	12,130	12,217
Plus adjustments for amounts unpaid:		
Closing accumulated surplus	12,100	12,130
Return on capital %	(0.1)%	(0.7)%
Subsidy from Council	1,318	654
Calculation of dividend payable:		
Surplus (deficit) after tax	(30)	(87)
Less: capital grants and contributions (excluding developer contributions)	(2)	(117)
Surplus for dividend calculation purposes	—	—
Potential dividend calculated from surplus	—	—

Walgett Shire Council

Income Statement of sewerage business activity

for the year ended 30 June 2022

	2022 \$ '000	2021 \$ '000
Income from continuing operations		
Access charges	921	896
Fees	–	1
Interest and investment income	21	7
Grants and contributions provided for operating purposes	10	9
Total income from continuing operations	952	913
Expenses from continuing operations		
Employee benefits and on-costs	137	159
Materials and services	310	842
Depreciation, amortisation and impairment	447	442
Other expenses	13	16
Total expenses from continuing operations	907	1,459
Surplus (deficit) from continuing operations before capital amounts	45	(546)
Surplus (deficit) from continuing operations after capital amounts	45	(546)
Surplus (deficit) from all operations before tax	45	(546)
Less: corporate taxation equivalent (25%) [based on result before capital]	(11)	–
Surplus (deficit) after tax	34	(546)
Plus accumulated surplus	12,169	12,715
Plus adjustments for amounts unpaid:		
– Corporate taxation equivalent	11	–
Closing accumulated surplus	12,214	12,169
Return on capital %	0.2%	(2.8)%
Subsidy from Council	620	833
Calculation of dividend payable:		
Surplus (deficit) after tax	34	(546)
Surplus for dividend calculation purposes	34	–
Potential dividend calculated from surplus	17	–

Walgett Shire Council

Statement of Financial Position of water supply business activity

as at 30 June 2022

	2022 \$ '000	2021 \$ '000
ASSETS		
Current assets		
Cash and cash equivalents	2,313	1,953
Receivables	854	600
Total current assets	3,167	2,553
Non-current assets		
Infrastructure, property, plant and equipment	35,148	30,205
Total non-current assets	35,148	30,205
Total assets	38,315	32,758
LIABILITIES		
Current liabilities		
Payables	23	—
Income received in advance	147	145
Total current liabilities	170	145
Total liabilities	170	145
Net assets	38,145	32,613
EQUITY		
Accumulated surplus	12,100	12,130
Revaluation reserves	26,045	20,483
Total equity	38,145	32,613

Walgett Shire Council

Statement of Financial Position of sewerage business activity

as at 30 June 2022

	2022 \$ '000	2021 \$ '000
ASSETS		
Current assets		
Cash and cash equivalents	6,966	6,792
Receivables	232	176
Total current assets	7,198	6,968
Non-current assets		
Infrastructure, property, plant and equipment	18,166	19,249
Total non-current assets	18,166	19,249
Total assets	25,364	26,217
Net assets	25,364	26,217
EQUITY		
Accumulated surplus	12,214	12,169
Revaluation reserves	13,150	14,048
Total equity	25,364	26,217

Note – Significant Accounting Policies

A statement summarising the supplemental accounting policies adopted in the preparation of the Special Purpose Financial Statements (SPFS) for National Competition Policy (NCP) reporting purposes follows.

These financial statements are SPFS prepared for use by Council and the Office of Local Government. For the purposes of these statements, the Council is a non-reporting not-for-profit entity.

The figures presented in these Special Purpose Financial Statements have been prepared in accordance with the recognition and measurement criteria of relevant Australian Accounting Standards, other authoritative pronouncements of the Australian Accounting Standards Board (AASB) and Australian Accounting Interpretations.

The disclosures in these Special Purpose Financial Statements have been prepared in accordance with the Local Government Act 1993 (NSW), the *Local Government (General) Regulation 2005*, and the Local Government Code of Accounting Practice and Financial Reporting.

The statements are prepared on an accruals basis. They are based on historic costs and do not take into account changing money values or, except where specifically stated, current values of non-current assets. Certain taxes and other costs, appropriately described, have been imputed for the purposes of the National Competition Policy.

The Statement of Financial Position includes notional assets/liabilities receivable from/payable to Council's general fund. These balances reflect a notional intra-entity funding arrangement with the declared business activities.

National Competition Policy

Council has adopted the principle of 'competitive neutrality' in its business activities as part of the National Competition Policy which is being applied throughout Australia at all levels of government. The framework for its application is set out in the June 1996 NSW Government Policy statement titled 'Application of National Competition Policy to Local Government'. *The Pricing and Costing for Council Businesses – A Guide to Competitive Neutrality* issued by the Office of Local Government in July 1997 has also been adopted.

The pricing and costing guidelines outline the process for identifying and allocating costs to activities and provide a standard for disclosure requirements. These disclosures are reflected in Council's pricing and/or financial reporting systems and include taxation equivalents, Council subsidies, and returns on investments (rate of return and dividends paid).

Declared business activities

In accordance with Pricing and Costing for Council Businesses – A Guide to Competitive Neutrality, Council has declared that the following are to be considered as business activities:

Category 1

(where gross operating turnover is over \$2 million)

a. Walgett Shire Council Combined Water Supply Services

Council's water supply activities servicing the towns of Walgett, Lightning Ridge and villages.

Category 2

(where gross operating turnover is less than \$2 million)

a. Walgett Shire Council Combined Sewerage Services

Council's sewerage reticulation & treatment activity servicing the towns of Walgett, Lightning Ridge and Collarenebri.

Taxation equivalent charges

Council is liable to pay various taxes and financial duties. Where this is the case, they are disclosed as a cost of operations just like all other costs. However, where Council does not pay some taxes which are generally paid by private sector businesses, such as income tax, these equivalent tax payments have been applied to all Council-nominated business activities and are reflected in the Special Purpose Financial Statements. For the purposes of disclosing comparative information relevant to the private sector equivalent, the following taxation equivalents have been applied to all Council-nominated business activities (this does not include Council's non-business activities):

Notional rate applied (%)

Corporate income tax rate – **25%** (2020/21 26%)

Land tax – the first \$755,000 of combined land values attracts **0%**. For the combined land values in excess of \$755,000 up to \$4,616,000 the rate is **\$100 + 1.6%**. For the remaining combined land value that exceeds \$4,616,000 a premium marginal rate of **2.0%** applies.

Note – Significant Accounting Policies (continued)

Payroll tax – 4.85% on the value of taxable salaries and wages in excess of \$1,200,000.

In accordance with the Department of Planning, Industry & Environment (DPIE) – Best Practice Water Supply and Sewer Guidelines, a payment for the amount calculated as the annual tax equivalent charges (excluding income tax) must be paid from water supply and sewerage business activities.

The payment of taxation equivalent charges, referred to in the DPIE – Best Practice Water & Sewer Guidelines as a 'dividend for taxation equivalent', may be applied for any purpose allowed under the *Local Government Act, 1993*.

Achievement of substantial compliance to the DPIE – Water guidelines is not a prerequisite for the payment of the tax equivalent charges, however the payment must not exceed \$3 per assessment.

Walgett Shire Council did not pay a dividend in this financial year.

Income tax

An income tax equivalent has been applied on the profits of the business activities. Whilst income tax is not a specific cost for the purpose of pricing a good or service, it needs to be taken into account in terms of assessing the rate of return required on capital invested. Accordingly, the return on capital invested is set at a pre-tax level - gain/(loss) from ordinary activities before capital amounts, as would be applied by a private sector competitor. That is, it should include a provision equivalent to the corporate income tax rate, currently 25% (in 2020/21 the rate was 26%)..

Income tax is only applied where a gain from ordinary activities before capital amounts has been achieved. Since the taxation equivalent is notional – that is, it is payable to Council as the 'owner' of business operations - it represents an internal payment and has no effect on the operations of the Council. Accordingly, there is no need for disclosure of internal charges in the SPFS.

The rate applied of 25% is the equivalent company tax rate prevalent at reporting date. No adjustments have been made for variations that have occurred during the year.

Local government rates and charges

A calculation of the equivalent rates and charges payable on all category 1 businesses has been applied to all land assets owned or exclusively used by the business activity.

Loan and debt guarantee fees

The debt guarantee fee is designed to ensure that council business activities face 'true' commercial borrowing costs in line with private sector competitors.

In order to calculate a debt guarantee fee, Council has determined what the differential borrowing rate would have been between the commercial rate and Council's borrowing rate for its business activities.

Council has no borrowings on its Category 1 businesses this financial year.

(i) Subsidies

Government policy requires that subsidies provided to customers, and the funding of those subsidies, must be explicitly disclosed.

Subsidies occur when Council provides services on a less-than-cost-recovery basis. This option is exercised on a range of services in order for Council to meet its community service obligations.

Accordingly, 'subsidies disclosed' (in relation to National Competition Policy) represents the difference between revenue generated from 'rate of return' pricing and revenue generated from prices set by Council in any given financial year.

The overall effect of subsidies is contained within the Income Statement of each reported business activity.

The NCP policy statement requires that councils with Category 1 businesses 'would be expected to generate a return on capital funds employed that is comparable to rates of return for private businesses operating in a similar field'.

Funds are subsequently available for meeting commitments or financing future investment strategies. The rate of return is disclosed for each of Council's business activities on the Income Statement.

The rate of return is calculated as follows:

Note – Significant Accounting Policies (continued)

Operating result before capital income + interest expense

Written down value of I,PP&E as at 30 June

As a minimum, business activities should generate a return equal to the Commonwealth 10 year bond rate which is 3.66% at 30/6/22.

(iii) Dividends

Council is not required to pay dividends to either itself (as owner of a range of businesses) or to any external entities.

Walgett Shire Council did not pay a dividend in this financial year. All dividends stated within these accounts are notional.



INDEPENDENT AUDITOR'S REPORT

Report on the special purpose financial statements

Walgett Shire Council

To the Councillors of Walgett Shire Council

Opinion

I have audited the accompanying special purpose financial statements (the financial statements) of Walgett Shire Council's (the Council) Declared Business Activities, which comprise the Statement by Councillors and Management, the Income Statement of each Declared Business Activity for the year ended 30 June 2022, the Statement of Financial Position of each Declared Business Activity as at 30 June 2022 and the Significant accounting policies note.

The Declared Business Activities of the Council are:

- Water supply
- Sewerage

In my opinion, the financial statements present fairly, in all material respects, the financial position of the Council's Declared Business Activities as at 30 June 2022, and their financial performance for the year then ended, in accordance with the Australian Accounting Standards described in the Significant accounting policies note and the Local Government Code of Accounting Practice and Financial Reporting 2021–22 (LG Code).

My opinion should be read in conjunction with the rest of this report.

Basis for Opinion

I conducted my audit in accordance with Australian Auditing Standards. My responsibilities under the standards are described in the 'Auditor's Responsibilities for the Audit of the Financial Statements' section of my report.

I am independent of the Council in accordance with the requirements of the:

- Australian Auditing Standards
- Accounting Professional and Ethical Standards Board's APES 110 'Code of Ethics for Professional Accountants (including Independence Standards)' (APES 110).

I have fulfilled my other ethical responsibilities in accordance with APES 110.

Parliament promotes independence by ensuring the Auditor-General and the Audit Office of New South Wales are not compromised in their roles by:

- providing that only Parliament, and not the executive government, can remove an Auditor-General
- mandating the Auditor-General as the auditor of councils
- precluding the Auditor-General from providing non-audit services.

I believe the audit evidence I have obtained is sufficient and appropriate to provide a basis for my audit opinion.

Emphasis of Matter - Basis of Accounting

Without modifying my opinion, I draw attention to the Significant accounting policies note to the financial statements which describes the basis of accounting. The financial statements have been prepared for the purpose of fulfilling the Council's financial reporting responsibilities under the LG Code. As a result, the financial statements may not be suitable for another purpose.

Other Information

The Council's annual report for the year ended 30 June 2022 includes other information in addition to the financial statements and my Independent Auditor's Report thereon. The Councillors are responsible for the other information. At the date of this Independent Auditor's Report, the other information I have received comprise the general purpose financial statements and Special Schedules (the Schedules).

My opinion on the financial statements does not cover the other information. Accordingly, I do not express any form of assurance conclusion on the other information. However, as required by the *Local Government Act 1993*, I have separately expressed an opinion on the general purpose financial statements and Special Schedule 'Permissible income for general rates'.

In connection with my audit of the financial statements, my responsibility is to read the other information and, in doing so, consider whether the other information is materially inconsistent with the financial statements or my knowledge obtained in the audit, or otherwise appears to be materially misstated.

If, based on the work I have performed, I conclude there is a material misstatement of the other information, I must report that fact.

I have nothing to report in this regard.

The Councillors' Responsibilities for the Financial Statements

The Councillors are responsible for the preparation and fair presentation of the financial statements and for determining that the accounting policies, described in the Significant accounting policies note to the financial statements, are appropriate to meet the requirements in the LG Code. The Councillors' responsibility also includes such internal control as the Councillors determine is necessary to enable the preparation and fair presentation of the financial statements that are free from material misstatement, whether due to fraud or error.

In preparing the financial statements, the Councillors are responsible for assessing the Council's ability to continue as a going concern, disclosing, as applicable, matters related to going concern and using the going concern basis of accounting.

Auditor's Responsibilities for the Audit of the Financial Statements

My objectives are to:

- obtain reasonable assurance about whether the financial statements as a whole are free from material misstatement, whether due to fraud or error
- issue an Independent Auditor's Report including my opinion.

Reasonable assurance is a high level of assurance, but does not guarantee an audit conducted in accordance with Australian Auditing Standards will always detect material misstatements. Misstatements can arise from fraud or error. Misstatements are considered material if, individually or in aggregate, they could reasonably be expected to influence the economic decisions users take based on the financial statements.

A description of my responsibilities for the audit of the financial statements is located at the Auditing and Assurance Standards Board website at: www.auasb.gov.au/auditors_responsibilities/ar4.pdf. The description forms part of my auditor's report.

The scope of my audit does not include, nor provide assurance:

- that the Council carried out its activities effectively, efficiently and economically
- about the security and controls over the electronic publication of the audited financial statements on any website where they may be presented
- about any other information which may have been hyperlinked to/from the financial statements.

A handwritten signature in black ink, appearing to read 'Manuel Moncada', with a stylized flourish at the end.

Manuel Moncada
Delegate of the Auditor-General for New South Wales

26 October 2022
SYDNEY

Walgett Shire Council

SPECIAL SCHEDULES

for the year ended 30 June 2022

*That the community utilise the opportunities that arise from
our environment, to improve their quality of life, while
embracing its ethnic and social diversity to the benefit of all.*



Walgett Shire Council

Special Schedules

for the year ended 30 June 2022

Contents	Page
----------	------

Special Schedules:

Permissible income for general rates	3
--------------------------------------	---

Report on infrastructure assets as at 30 June 2022	7
--	---

Walgett Shire Council

Permissible income for general rates

	Notes	Calculation 2021/22 \$ '000	Calculation 2022/23 \$ '000
Notional general income calculation ¹			
Last year notional general income yield	a	5,805	5,919
Plus or minus adjustments ²	b	5	5
Notional general income	c = a + b	5,810	5,924
Permissible income calculation			
Or rate peg percentage	e	2.00%	2.00%
Or plus rate peg amount	i = e x (c + g)	116	119
Sub-total	k = (c + g + h + i + j)	5,926	6,043
Plus (or minus) last year's carry forward total	l	7	14
Sub-total	n = (l + m)	7	14
Total permissible income	o = k + n	5,933	6,057
Less notional general income yield	p	5,919	6,029
Catch-up or (excess) result	q = o - p	14	28
Less unused catch-up ³	s	(2)	-
Carry forward to next year ⁴	t = q + r + s	12	28

Notes

- (1) The notional general income will not reconcile with rate income in the financial statements in the corresponding year. The statements are reported on an accrual accounting basis which include amounts that relate to prior years' rates income.
- (2) Adjustments account for changes in the number of assessments and any increase or decrease in land value occurring during the year. The adjustments are called 'supplementary valuations' as defined in the *Valuation of Land Act 1916 (NSW)*.
- (3) Unused catch-up amounts will be deducted if they are not caught up within 2 years. Usually councils will have a nominal carry forward figure. These amounts can be adjusted for in setting the rates in a future year.
- (4) Carry forward amounts which are in excess (an amount that exceeds the permissible income) require ministerial approval by order published in the NSW Government Gazette in accordance with section 512 of the Local Government Act 1993. The OLG will extract these amounts from Council's Permissible income for general rates Statement in the financial data return (FDR) to administer this process.



INDEPENDENT AUDITOR'S REPORT

Special Schedule – Permissible income for general rates

Walgett Shire Council

To the Councillors of Walgett Shire Council

Opinion

I have audited the accompanying Special Schedule – Permissible income for general rates (the Schedule) of Walgett Shire Council (the Council) for the year ending 30 June 2023.

In my opinion, the Schedule is prepared, in all material respects in accordance with the requirements of the Local Government Code of Accounting Practice and Financial Reporting 2021–22 (LG Code) and is in accordance with the books and records of the Council.

My opinion should be read in conjunction with the rest of this report.

Basis for Opinion

I conducted my audit in accordance with Australian Auditing Standards. My responsibilities under the standards are described in the 'Auditor's Responsibilities for the Audit of the Schedule' section of my report.

I am independent of the Council in accordance with the requirements of the:

- Australian Auditing Standards
- Accounting Professional and Ethical Standards Board's APES 110 'Code of Ethics for Professional Accountants (including Independence Standards)' (APES 110).

I have fulfilled my other ethical responsibilities in accordance with APES 110.

Parliament promotes independence by ensuring the Auditor-General and the Audit Office of New South Wales are not compromised in their roles by:

- providing that only Parliament, and not the executive government, can remove an Auditor-General
- mandating the Auditor-General as auditor of councils
- precluding the Auditor-General from providing non-audit services.

I believe that the audit evidence I have obtained is sufficient and appropriate to provide a basis for my audit opinion.

Emphasis of Matter - Basis of Accounting

Without modifying my opinion, I draw attention to the special purpose framework used to prepare the Schedule. The Schedule has been prepared for the purpose of fulfilling the Council's reporting obligations under the LG Code. As a result, the Schedule may not be suitable for another purpose.

Other Information

The Council's annual report for the year ended 30 June 2022 includes other information in addition to the Schedule and my Independent Auditor's Report thereon. The Councillors are responsible for the other information. At the date of this Independent Auditor's Report, the other information I have received comprise the general purpose financial statements, special purpose financial statements and Special Schedule 'Report on infrastructure assets as at 30 June 2022'.

My opinion on the Schedule does not cover the other information. Accordingly, I do not express any form of assurance conclusion on the other information. However, as required by the *Local Government Act 1993*, I have separately expressed an opinion on the general purpose financial statements and the special purpose financial statements.

In connection with my audit of the Schedule, my responsibility is to read the other information and, in doing so, consider whether the other information is materially inconsistent with the Schedule or my knowledge obtained in the audit, or otherwise appears to be materially misstated.

If, based on the work I have performed, I conclude there is a material misstatement of the other information, I must report that fact.

I have nothing to report in this regard.

The Councillors' Responsibilities for the Schedule

The Councillors are responsible for the preparation of the Schedule in accordance with the LG Code. The Councillors' responsibility also includes such internal control as the Councillors determine is necessary to enable the preparation of the Schedule that is free from material misstatement, whether due to fraud or error.

In preparing the Schedule, the Councillors are responsible for assessing the Council's ability to continue as a going concern, disclosing, as applicable, matters related to going concern and using the going concern basis of accounting.

Auditor's Responsibilities for the Audit of the Schedule

My objectives are to:

- obtain reasonable assurance whether the Schedule as a whole is free from material misstatement, whether due to fraud or error
- issue an Independent Auditor's Report including my opinion.

Reasonable assurance is a high level of assurance, but does not guarantee an audit conducted in accordance with Australian Auditing Standards will always detect material misstatements. Misstatements can arise from fraud or error. Misstatements are considered material if, individually or in aggregate, they could reasonably be expected to influence the economic decisions users take based on the Schedule.

A description of my responsibilities for the audit of the Schedule is located at the Auditing and Assurance Standards Board website at: www.auasb.gov.au/auditors_responsibilities/ar8.pdf. The description forms part of my auditor's report.

The scope of my audit does not include, nor provide assurance:

- that the Council carried out its activities effectively, efficiently and economically
- about the security and controls over the electronic publication of the audited Schedule on any website where it may be presented
- about any other information which may have been hyperlinked to/from the Schedule.

A handwritten signature in black ink, appearing to read 'Manuel Moncada', with a stylized flourish at the end.

Manuel Moncada
Delegate of the Auditor-General for New South Wales

26 October 2022
SYDNEY

Walgett Shire Council

Report on infrastructure assets as at 30 June 2022

Asset Class	Asset Category	Estimated cost			2021/22 Actual maintenance \$ '000	Net carrying amount \$ '000	Gross replacement cost (GRC) \$ '000	Assets in condition as a percentage of gross replacement cost				
		Estimated cost to bring to the standard	to bring assets to satisfactory level of service set by Council	to bring to the agreed level of service set by Council				1	2	3	4	5
Buildings	Buildings – non-specialised	1,000	1,000	100	533	5,054	6,724	20.0%	30.0%	30.0%	15.0%	5.0%
	Buildings – specialised	1,500	558	417	176	24,781	42,897	35.0%	23.0%	17.0%	20.0%	5.0%
	Sub-total	2,500	1,558	517	709	30,950	49,621	33.0%	23.9%	18.8%	19.3%	5.0%
Other structures	Other structures	2,000	2,500	500	7,000	22,992	35,544	30.0%	22.0%	20.0%	10.0%	18.0%
	Sub-total	2,000	2,500	500	7,000	22,992	35,544	30.0%	22.0%	20.0%	10.0%	18.0%
Roads	Roads inc Bulk earthworks	4,800	2,400	3,938	2,646	218,042	305,790	69.9%	12.1%	14.0%	2.0%	2.0%
	Sub-total	4,800	2,400	3,938	2,646	214,386	305,790	69.9%	12.1%	14.0%	2.0%	2.0%
Water supply network	Water supply network	6,100	6,100	2,464	1,501	34,285	51,759	16.0%	20.0%	25.0%	30.0%	9.0%
	Sub-total	6,100	6,100	2,464	1,501	34,285	51,759	16.0%	20.0%	25.0%	30.0%	9.0%
Sewerage network	Sewerage network	1,936	1,936	744	464	17,883	31,074	2.0%	45.0%	3.0%	47.0%	3.0%
	Sub-total	1,936	1,936	744	464	17,883	31,074	2.0%	45.0%	3.0%	47.0%	3.0%
Stormwater drainage	Stormwater drainage	150	150	324	224	16,354	20,617	5.0%	1.0%	90.0%	4.0%	0.0%
	Sub-total	150	150	324	224	16,354	20,617	5.0%	1.0%	90.0%	4.0%	0.0%
Total – all assets		17,486	14,644	8,487	12,544	336,850	494,405	50.7%	16.4%	18.5%	10.2%	4.2%

(a) Required maintenance is the amount identified in Council's asset management plans.

Infrastructure asset condition assessment 'key'

#	Condition	Integrated planning and reporting (IP&R) description
1	Excellent/very good	No work required (normal maintenance)
2	Good	Only minor maintenance work required
3	Satisfactory	Maintenance work required
4	Poor	Renewal required
5	Very poor	Urgent renewal/upgrading required

Walgett Shire Council

Report on infrastructure assets as at 30 June 2022

Infrastructure asset performance indicators (consolidated) *

\$ '000	Amounts 2022	Indicator 2022	Indicators 2021 2020		Benchmark
Buildings and infrastructure renewals ratio					
Asset renewals ¹	1,766	28.88%	26.88%	42.53%	>= 100.00%
Depreciation, amortisation and impairment	6,116				
Infrastructure backlog ratio					
Estimated cost to bring assets to a satisfactory standard	17,486	5.06%	5.82%	6.29%	< 2.00%
Net carrying amount of infrastructure assets	345,473				
Asset maintenance ratio					
Actual asset maintenance	12,544	147.80%	113.84%	107.88%	> 100.00%
Required asset maintenance	8,487				
Cost to bring assets to agreed service level					
Estimated cost to bring assets to an agreed service level set by Council	14,644	2.96%	3.72%	4.29%	
Gross replacement cost	494,405				

(*) All asset performance indicators are calculated using classes identified in the previous table.


(1) Asset renewals represent the replacement and/or refurbishment of existing assets to an equivalent capacity/performance as opposed to the acquisition of new assets (or the refurbishment of old assets) that increases capacity/performance.

Walgett Shire Council

Report on infrastructure assets as at 30 June 2022

Infrastructure asset performance indicators (by fund)						
\$ '000	General fund		Water fund		Sewer fund	
	2022	2021	2022	2021	2022	2021
Buildings and infrastructure renewals ratio						
Asset renewals ¹						
Depreciation, amortisation and impairment	36.78%	32.98%	0.00%	10.63%	0.00%	0.00%
						>= 100.00%
Infrastructure backlog ratio						
Estimated cost to bring assets to a satisfactory standard	3.22%	3.67%	17.79%	20.61%	10.83%	10.09%
Net carrying amount of infrastructure assets						< 2.00%
Asset maintenance ratio						
Actual asset maintenance	200.40%	123.99%	60.92%	20.18%	62.37%	107.91%
Required asset maintenance						> 100.00%
Cost to bring assets to agreed service level						
Estimated cost to bring assets to an agreed service level set by Council	1.61%	2.24%	11.79%	12.37%	6.23%	6.31%
Gross replacement cost						

(1) Asset renewals represent the replacement and/or refurbishment of existing assets to an equivalent capacity/performance as opposed to the acquisition of new assets (or the refurbishment of old assets) that increases capacity/performance.



Attachment B

2021 / 2022 Principal Activities Delivery Program

Community

GOAL: Develop a connected, informed, resilient and inviting community

CSP REF	STRATEGY	ACTION	RESPONSIBILITY	STATUS 30 th June 2022
1.1.1	Support and initiate a range of local activities and projects that build community connections for all age sectors	Develop a community consultation framework	GM	Ongoing Council supports for a range of community activities including but not limited to, special/sporting events, cultural initiatives. Council has a productive relationship with agencies eg: WAMS (MOU)
1.1.2	Provide vibrant and welcoming town centres, streets and meeting places	Provide Sec 356 Donations and subsidies Develop projects in conjunction with community organisations Liaise with volunteers and other community groups to assist in maintenance of parks and gardens	DETS	Funding provided by Council for various community events. Resolved 2021. As and when required
1.1.3	Embellish our community with parks, paths, cycleways, facilities, and meeting places	Implement the active transport plan Progressively review and upgrade community halls and swimming pools	DETS GM	Flowers supplied by volunteer organisation for flower beds at Trevalion Park Walgett. Support for Community Garden Lightning Ridge. Upgrade of Walgett CBD in progress.
1.1.4	Respect the heritage of the region and highlight and enhance our unique characteristics	Continue to implement the recommendations of Council's heritage advisor	DES	In progress with Stronger Country Communities grants, Local Roads and Community Infrastructure grants, Transport for NSW Grants and Council revenue funds
1.1.5	Support, encourage and celebrate community participation and volunteerism	Creation and promotion of volunteer opportunities	GM	Engagement of Council's new Heritage Advisor 2021. Review of Council's LEP and Local Heritage items to ensure protection of Council's Heritage Buildings and to enhance the Built Environment. Investigation of Grant opportunities. Underway
1.1.6	Work with other agencies and service providers to deliver community programmes, services and facilities which complement and enhance Council's service provision	Identify gaps in service delivery	EDO	Volunteers used as and when required. Council governed by employment legislation, the award, & WH&S and other requirements for volunteers. In accordance with volunteer policy. Volunteers program in progress Lightning Ridge VIC. Continuing with inter-agency group. Also CWP groups. Forming of "Community working Groups" for delivery of programs and specific events and social interaction across communities(all centers)

GOAL: A safe, active and healthy Shire

CSP REF	STRATEGY	ACTION	RESPONSIBILITY	STATUS 30 th June 2022
1.2.1	Partner with health agencies and community organisations in promoting healthy lifestyles and better health outcomes	Engage with local sporting associations and peak sporting bodies	CSM	On-going engagement with local agencies and contribution to healthy programs- ON GOING PROGRAMS Creative Community Concepts.
1.2.2	Support agencies and local organisations to address the availability of emergency services, affordable housing, disability and aged services and employment for people with disabilities	Consultation process for engaging with marginalised sections of community developed Enhanced wellbeing options provided for disadvantaged and marginalised community members	CSM	Continuing to support agencies throughout Shire Delivery of Child restraints day, Indigenous events and broader Youth Week programs across LGA – Movie Nights, Dance Parties, sporting events, community connection events. Ongoing promotion of further COVID-19 information.

ATTACHMENT B

1.2.3	Work with key partners and the community to lobby for adequate health services in our region	Identify gaps in service delivery	DES	Promotion of development of health services within the shire. Communicating with community partners. Council made submission to NSW Government Rural Health Inquiry. Support given to both Ochre & RAMS.
1.2.4	Provide, maintain and develop children's play and recreational facilities that encourage active participation	Operate youth centres and vacation care programs	CSM	Fully operational. Walgett Youth Centre relocated to PCYC. Lightning Ridge Youth Centre located at the Multi-purpose centre. Collarenebri located at Red Shed
1.2.5	Provide, maintain and develop passive recreational facilities and parklands to encourage greater utilisation and active participation	Maintain all parks and gardens including playground equipment and progressively upgrade shade shelters	DETS	Underway. New playground equipment for parks underway with grant programs. New Mega Park to commence 2022 at Lightning Ridge. Play Location now identified
1.2.6	Partner with police, community organisations and the community to address crime, anti-social behavior and maintain community safety	Partner with all combat emergency services and emergency support services	GM	GM Chairs the LEMC with stakeholder representation from Police, SES Ambulance, Fire services & other agencies as required. Exercise are conducted to ensure readiness in emergency events including natural disasters eg: floods Council partnering with Agencies during Covid 19 pandemic..
		Install and maintain cctv systems across the Shire	GM	Mobile CCTV operational across the shire. Able to relocate for specific events. CCTV installed in Walgett Lightning Ridge, and Collarenebri depots. Network extended to include all bore bath facilities across the shire.
	Provide effective regulatory, compliance and enforcement services for the community	Carry out food premises inspections to ensure compliance with the Food Act Target number of premises audited for fire safety compliance Undertake impounding of animals and registrations Inspections of Swimming Pools for compliance Provide management and investigation of dog attacks and dangerous dog declarations Orders to be issued or served where necessary	DES	Food inspections carried out annually and reported to the Food Authority as required. Staff working with a number of high risk premises in relation to fire safety. Providing opportunities for businesses to learn about and upgrade their fire safety services. Actively working with and caring for impounded animals as required. Thorough investigations of dog attacks and action taken as required. Construction of a new pound facility. Orders issued as necessary and as appropriate and followed up to ensure compliance. Swimming Pool Inspections carried out as required. Swimming Pool compliance program currently under development. Educating owners of premises about compliance matters.
1.2.8	Provide and maintain accessible quality sport and recreation facilities that encourage participation	Maintain swimming pools and bore baths facilities and the surrounds	DETS	Ongoing upgrade of swimming pool facilities. Pipe work at Walgett upgrade 2021. Planning for Bore Bath at Collarenebri mid 2022. Approval received for the Walgett Splash Park in 2022

ATTACHMENT B

GOAL: A diverse and creative culture

CSP REF	STRATEGY	ACTION	RESPONSIBILITY	STATUS 30 th June 2022
1.3.1	Provide enhanced and innovative library services that encourage lifelong learning	Continue yearly membership of Outback Arts Support Arts Program Increase use of library as a community space	CSM	Complete for 21/22 Annual contribution - Complete New programs in place with increased numbers. Regular knitters groups and book club memberships increasing
1.3.2	Work with the community and other agencies to develop major cultural and community events	Work with agencies to encourage events for the Shire Apply for grants for cultural events	EDO	Continuing. Investigation underway for Arts & Cultural Centre at Lightning Ridge and engagement of staff. Council successful with Regional NSW grant to conduct events in the shire from August 22 to March 23. Investigation into transfer of Walgett Vic and creation of art/cultural centre in its place.
1.3.3	Work in collaboration with agencies and community groups to address existing and emerging issues specific to the Aboriginal and ageing communities	Implement the Aboriginal Reconciliation Plan Undertake Aboriginal Projects Develop an ageing strategy	CSM	Successful delivery of Aboriginal focused programs across communities Sorry Day, Reconciliation Week, NAIDOC WEEK Attendance of ACDLO @ CWP meetings, Discussions around young men's and adults group and Indigenous signage programs with LRALC Ongoing- research and forming of consultation groups
1.3.4	Support the development of programs which offer alternative education programs and opportunities that meet the needs of specific community sectors	Establish programs for cadetships/traineeships Advocate for the improvement of secondary school educational outcomes across the Shire	GM GM	Council has a strategy in place to support cadetships & traineeships. Ongoing. WSC working with DETS to improve outcomes. School to work program in place currently 8 participants involved Large scale careers expo to take place in Walgett 31.8.2022

Economic Development

GOAL: An attractive environment for business, tourism and industry

CSP REF	STRATEGY	ACTION	RESPONSIBILITY		STATUS 30 th June 2022
2.1.1	Implement tools to simplify development processes and encourage quality commercial, industrial and residential development	Advocate for the development of the Australian Opal Centre	GM		Advocacy a success with grants made available across a wide range of activities.
		Ensure that building certification and inspections are carried out as per National Construction and the requirements of the Building Professionals Board	DES		Building Surveyors continually act within the conditions of their Accreditation.
2.1.2	Develop the skills of businesses to maximize utilization of new technologies and the emerging broadband and telecommunications networks	Develop and implement an Economic Development Strategy Lobby for improved mobile phone coverage across the shire	EDO EDO EDO		Application lodged with Black Spot program. Incentive policy under development
2.1.3	Lobby the Government to address needed infrastructure and services to match business and industry development in the region (education, transport and health)	Implement an Economic Incentive Scheme Continue to lobby the Government for funding for transport infrastructure	GM		Significant transport grants received and projects undertaken. Support for regional transport study. Council delegation met with NSW Minister Transport for funding Regional Roads.
2.1.4	Promote the Walgett Shire to business and industry and increase recognition of the area's strategic advantages	Develop business development prospects in collaboration with various government agencies	EDO		Continuing. Economic initiative for Collarenebri underway
2.1.5	Provision of caravan support facilities throughout the Shire	Maintain and expand facilities of the 'RV Friendly'	VIC		Council investigating caravan park for Walgett. Meanwhile primitive camping ground to be upgraded. Possible development at the rear of kookaburra court in 22/23.

GOAL: Employment opportunities that supports local industries

CSP REF	STRATEGY	ACTION	RESPONSIBILITY		STATUS 30 th June 2022
2.2.1	Identify partnerships and innovative funding approaches to provide for new and upgraded infrastructure for event hosting and tourism expansion	Continue to apply for grants for a new information centres for Lightning Ridge and Walgett	GM		Application lodged for Lightning Ridge centre upgrade. DA approved.
2.2.2	Provide land use planning that facilitates employment creation	Monitor and review Council's Local Environment Plan	DES		LEP 2013 currently under review with a view to promote ease of use, simpler, more streamlined processes and promote more practices as development without consent. LSPS community plan. Housekeeping of the LEP.
2.2.3	Support and encourage existing business and industry to develop and grow	Maintain a sufficient supply of residential, lifestyle, agriculture, commercial and industrial zoned land	DES		LEP 2013 currently under review. Walgett Rural Residential Strategy adopted in principle for public participation Nov 2018.
2.2.4	Develop and implement an economic development strategy which identifies potential projects and/or industries that build on the Shire's attributes and/or natural resources	Provide consultation with potential new business operators and pre-development application assistance	EDO		Continuing. Letters of support given to solar water farm proposal Walgett, solar power project discussions.
2.2.5	Encourage and support youth employment initiatives	Promote the school to work programme	EDO		In operation with increased numbers 21/22.

ATTACHMENT B

GOAL: An efficient network of arterial roads & supporting infrastructure; town streets & footpaths that are adequate & maintained

CSP REF	STRATEGY	ACTION	RESPONSIBILITY	STATUS 30 th June 2022
2.3.1	Provide an effective road network that balances asset conditions with available resources and asset utilisation	Undertake bitumen maintenance program in line with service levels Undertake maintenance grading program in line with service levels	DETS DETS	Ongoing. Successful grants to extend sealed network in the shire Burranbaa and Lorne Roads. Routine inspections of road network undertaken and road repairs undertaken on as needs basis. Maintenance grading has commenced
2.3.2	Maintain, renew and replace Council bridges and culverts as required	Undertake annual inspections of all bridges and culverts and update the required maintenance and repair program	DETS	Regular inspections undertaken and routine maintenance undertaken as required TfNSW funded culvert repair works planned this year at Burren Junction and Goangra/Beanbri stretch (incl. heavy patch work). Construction of Hollywood Bridge completed. Construction of Goangra Bridge ongoing due to environmental factors.
2.3.3	Ensure road network supporting assets are maintained (signs, posts, guardrails etc.)	Renew and maintain Council's road network supporting assets in-line with the Asset Management Plan	DETS	Regular inspections undertaken and maintenance undertaken as required Maintenance & replacement works around safety barriers along highways planned in year 2022.
2.3.4	Maintain existing footpaths in Shire towns and villages	Undertake annual inspections of all footpath and update the required maintenance and repair program	DETS	Regular inspections undertaken and maintenance undertaken as required Grant funding received for the Opal St footpath construction Complete. Fox Street Walgett. Agate and Kaolin Streets Lighting Ridge.
2.3.5	Lobby the Government to provide needed funds to maintain regional networks	Continue to apply for grants for the reconstruction and sealing of unsealed Regional Roads and major Local Roads network Investigate using SRV(5-15%) to fund a major upgrade of Local Roads	DETS GM	On-going lobbying of State Government Regional road grants received. Future road projects being developed. No works to date on SRV.

GOAL: Communities that are well serviced with essential infrastructure

CSP REF	STRATEGY	ACTION	RESPONSIBILITY	STATUS 30 th June 2022
2.4.1	Implement Council's strategic asset management plans and continue to develop asset systems	Implement an electronic asset management system for all Council assets	CFO	Asset system 'Confirm' in place
2.4.2	Ensure adequate public car parking and kerb and gutter infrastructure is provided and maintained	Inspect all kerb and gutter and undertake the required repair and replacement program	DETS	Works in progress, at Lightning Ridge and Walgett, with further works later in year at Collarenebri and Burren Junction.
2.4.3	Provide the infrastructure to embellish public spaces and recreation areas	Undertake the maintenance program for Council's parks and gardens team	DETS	Regular inspections undertaken and maintenance undertaken as required

2.4.4	Continue to lobby Government to provide incentives to appeal to airline companies to service the region	Partner with Brevarrina and Bourke to lobby the Government to subsidise airlines and the reintroduction of RPT services for Walgett and Bourke	GM	FNWJO has airline service for Walgett & Lightning Ridge in operation. Service reduced due to Covid lockdown.
-------	---	--	----	--

Governance and Civic Leadership

GOAL: An accountable and representative Council

CSP REF	STRATEGY	ACTION	RESPONSIBILITY	STATUS 30 th June 2022
3.1.1	Provide clear direction for the community through the development of the community strategic plan, delivery program and operational plan	Implement, monitor and review the Delivery and Operational Plan	CFO	Quarterly reports submitted to Council on time.
3.1.2	Engage with the community effectively and use community input to inform decision making	Deliver a Local Government week Program to engage the community and show case services provided by Council Distribute newsletters to residents	CFO EDO	No program for 2021 Due to Covid pandemic. Four editions issued during 21/22. Greater use of facebook and web during this time.
3.1.3	Provide strong representation for the community at regional, state and federal levels	Participate in and make visible contributions to regional forums such as OROC and Western Division Advocate the needs of the Shire to State and Federal Governments	GM GM	Continuing. Council delegation met with Minister for Transport 2021 to secure more funding for Regional Roads. On going. Mayor and GM met with Roads Minister in Cobar at Western Council Conference.
3.1.4	Undertake the civic duties of Council with the highest degree of professionalism and ethics	Ensure annual pecuniary interest declarations are completed Ensure Councillors comply with the Code of Conduct	GM GM	Tabled at the Oct 2021 Council meeting Training conducted January 2022.
3.1.5	Councillors represent the interests of the whole of the Shire area	Arrange seminars to ensure all Councillors appreciate their roles	GM	On-going seminar / training.

GOAL: Implement governance and financial management process that support the effective administration of Council

CSP REF	STRATEGY	ACTION	RESPONSIBILITY	STATUS 30 th June 2022
3.2.1	Develop processes that ensure that legislative and financial standards are actioned in a timely manner	Provide financial reports to management and staff to assist in budget control and decision making Complete quarterly budget review statements in line with statutory requirements Review, revise and maintain Council's Long Term Financial Plan Oversight financial decision making process	CFO CFO CFO GM	Fortnightly reports issued Reports tabled on time Completed for adoption of 2022/23 Long Term Financial Plan.

GOAL: Promote community involvement in Government decision making

CSP REF	STRATEGY	ACTION	RESPONSIBILITY	STATUS 30 th June 2022
3.2.1	Engage with the community through effective consultation and communication processes	Facilitate the delivery of community presentations to Council Meetings Conduct regular community meetings to present the annual budget Promote community involvement in any emerging Government Initiatives	GM GM and CFO	Ongoing. Council annual presentations to communities throughout the Shire. May 2022. Conducted in May 2022

ATTACHMENT B

3.3.2	Develop and implement community feedback systems that provides for community input on council projects and activities	Develop an online survey for Council's website	EDO	Not yet commenced
-------	---	--	-----	-------------------

GOAL: Promote community involvement in Government decision making

CSP REF	STRATEGY	ACTION	RESPONSIBILITY	STATUS 30 th June 2022
3.4.1	Resource the organisation of Council adequately to provide the services and support functions required to deliver the goals and strategies detailed in this plan	Resources provided in a timely fashion	GM	Resources allocated in accordance with budget. Additional variations, Council approval in QBR process.
3.4.2	Implement and maintain a performance management framework to enable clear reporting on progress in Councils strategic planning documents	Report to Council Meetings	GM & Directors	Reports tabled in accordance with Legislation

Sustainable Living

GOAL: Operate an urban waste management system that meets the community needs and environmental standards

CSP REF	STRATEGY	ACTION	RESPONSIBILITY	STATUS 30 th June 2022
4.1.1	Develop and implement a Shire Wide Waste Management strategy that includes recycling services	Develop and implement the Waste Management Strategy Effectively manage the domestic waste and landfill management contracts	DES	Waste strategy finalized and new action plan for Walgett and Lightning Ridge landfills in motion. Strategies for the unmanned landfills are in implementation phase for on-going improved site management.
4.1.2	Implement initiatives to reduce illegal dumping and provide community education to prevent litter	Actively respond to complaints and issues identified to ensure appropriate outcomes for illegal development, dumping and other activities such as abandoned vehicles, noise pollution and odour. Develop and implement a waste education program	DES	Council has received monies from EPA Trust for cleanup project Council has dedicated budget monies for cleanup projects and will continue to target illegal dumping through RID ONLINE education and new processes.

GOAL: Provide potable and raw water supply systems that ensures enhanced water security and meets health standards

CSP REF	STRATEGY	ACTION	RESPONSIBILITY	STATUS 30 th June 2022
4.2.1	Improve and upgrade the water supply infrastructure through an asset management framework	Complete an annual water main replacement program Ensure water supply is provided and maintained in compliance with the Drinking Water Quality requirements	DETS	Ongoing preventative maintenance program planned for in year 2022/2023 Regular water testing undertaken in accordance with Drinking Water Management plan
4.2.2	Maintain and renew the sewerage network infrastructure to ensure the provision of efficient and environmentally-sound sewerage services	Operate the sewer treatment plants in an efficient manner	DETS	Ongoing preventative maintenance program planned for in year 2022/2023
4.2.3	Ensure adequate stormwater and drainage infrastructure is provided, maintained and renewed	Maintain and renew the stormwater and drainage infrastructure	DETS	Regular inspections undertaken and maintenance undertaken as required

GOAL: A sustainable environment that recognises our rivers, natural environment, ecological systems and biodiversity

CSP REF	STRATEGY	ACTION	RESPONSIBILITY	STATUS 30 th June 2022
4.3.1	Promote and raise community awareness of environmental and biodiversity issues	Undertake waste avoidance, waste reduction and recycling program	DES	Council actively supports and works with RFSDS return and earn. Recycling is a focus in Council waste management contracts and will be implemented in 2020.
4.3.2	Protect and maintain a healthy catchments and waterways	Inspect Council's water networks and take samples when necessary	DETS	\$200k grant for recycling shed at Walgett. Grant in action \$200k for recycling in Lightning Ridge. Ongoing
4.3.3	Protect the Shire's historic buildings and sites recognising their value to the community	Implement the recommendations of Council's heritage advisor	DES	Development and promotion of the Council Local Heritage Fund which operates annually. Anticipate participation in the Heritage Near Me Program.

ATTACHMENT B

GOAL: Maintain a healthy balance between development and the environment

CSP REF	STRATEGY	ACTION	RESPONSIBILITY	STATUS 30 th June 2022
4.4.1	Retain open space that are accessible to everyone	Monitor environmental protection measures for sensitive land	DES	Implement new Biodiversity Laws and Walgett LEP and DCP 2013 & 2016. New LEP changes.
4.4.2	Ensure that Walgett Shire is sufficiently prepared to deal with natural disasters	Provide annual contribution to the RFS, SES and NSW Fire and rescue	GM & LEMC	Annual contribution for 21/22 payments in progress.
4.4.3	Educate the community about sustainable practices	Promote and provide adequate and user friendly pre-lodgment advice on all aspects of development	DES	Actively providing pre-lodgment services and advice. Attend on-site inspections and provide advice on all aspects of development. Making staff available for questions and queries and working actively with clients.

Infrastructure

GOAL: Provide and maintain an effective road network that meets the community needs and expectations

CSP REF	STRATEGY	ACTION	RESPONSIBILITY	STATUS 30 th June 2022
5.1.1	Manage the road network to respond to community needs, growth in the Shire, improving road safety and improving transport choices	Continually revise the works program for regional and local roads	DETS	Ongoing reconstruction and sealing of 54.9kms of Come By Chance Rd, 5.7kms of Lorne Rd and 9.6kms of Burranbaa Rd.
5.1.2	Develop a strategy that addresses transport options for the local community	Advocate for taxi services, air services and public transport	GM	Air Services see 2.4.4 Investigation and collaboration underway for a community bus service
5.1.3	An effective complaints management process that effectively responds to residents issues regarding roads	Maintain complaints management process Complaints actioned within 7 days through the CAR system	DETS CFO	Complaints lodged and processed Complaints processed within 14 days. O/S complaints followed up.

GOAL: A Regional and State Road network that is appropriately supported and resourced by the Government

CSP REF	STRATEGY	ACTION	RESPONSIBILITY	STATUS 30 th June 2022
5.2.1	Ensure that the road network is maintained to a standard that is achievable within the resources available	Continually revise the works program for regional and local roads	DETS	Regular inspections undertaken and maintenance undertaken as required
5.2.2	Maintain an effective operational relationship with the Roads and Maritime Services	Submit progress reports in a timely manner	DETS	Routine maintenance undertaken in accordance with contractual requirements 2 specific projects of maintenance undertaken in 2022 in addition to annual routine, scheduled and amenity maintenance program. Flood damage repairs undertaken and completed. Planned road condition assessment of highway network using laser technology totally linear KMs of both prescribed and counter directions of 815.208.
5.2.3	Lobby the Government to provide needed funds to maintain regional and state road networks	Continue to advocate for betterment and other funding through advocacy to state/federal Government	GM	Continuing to lobby other levels of Government for additional funding. GM to follow up with Minister for Transport. GM headed delegation to Sydney in 21/22 for additional funding on regional roads. Mayor and GM met with Minister for Roads in Cobar to discuss additional funding for existing projects.


GOAL: Maintain and improve Council's property assets to an optimal level

CSP REF	STRATEGY	ACTION	RESPONSIBILITY	STATUS 30 th June 2022
5.3.1	Manage properties in accordance with Council Asset Management Plan	Carry out the property works program in line with the annual budget	CFO	Program for 21/22 underway

ATTACHMENT B

GOAL: Provision of facilities and communication services

CSP REF	STRATEGY	ACTION	RESPONSIBILITY	STATUS 30 th June 2022
5.4.1	Provide a range of recreational and community facilities	Maintain and upgrade Council's community halls and reserves	CFO	On going. Successful grants to upgrade Rowena, Carinda and Collarenebri halls.
5.4.2	Represent the community with regard to external services including energy, communication, water, waste management and resource recovery	Lobby service providers in response to identified community concerns including mobile phone services	GM	Further applications to be lodged in new program. (Black spot program). WSC working with field solutions on improving connectivity in region and the NBN for extension in Collarenebri.
5.4.3	Advocate to utility and communication providers regarding the capacity and reliability of infrastructure across the Shire	Lobby service providers in response to identified community concerns	GM	On-going and service providers implementing services. GM has written to Telstra Countrywide with details of issues in Shire.



Attachment C

State of the Environment Report



STATE OF THE ENVIRONMENT REPORT 2021/2022

Table of Contents

STATE OF THE ENVIRONMENT REPORT	1
2021/2022	1
1 INTRODUCTION	3
1.1 GUIDELINES	3
2 WALGETT SHIRE - BACKGROUND	3
2.1 LAND TITLES	4
2.2 NATURAL ENVIRONMENT	7
2.3 POPULATION.....	10
2.4 ECONOMIC	12
3 LAND.....	13
3.1 CLEARING	13
3.2 OPAL MINING	17
3.3 LOCAL ENVIRONMENTAL PLAN	21
3.4 WEEDS - CYLINDROPUNTIA ROSEA – HUDSON PEAR	22
4 AIR QUALITY	25
5 WATER.....	25
5.1 URBAN WATER SUPPLIES	25
6 BIODIVERSITY	28
6.1 ENDANGERED ECOLOGICAL COMMUNITIES	28
7 WASTE	29
7.1 URBAN WASTE DISPOSAL	29
8 NOISE	30
8.1 DOMESTIC NOISE.....	30
9 HERITAGE	31



1 INTRODUCTION

All councils are required to prepare a State of the Environment report (SoE) and make that report available to the public, as well as submitting it to the Division of Local Government, Department of Premier and Cabinet. Supplementary reports provide an update on existing issues, as well as outlining new ones that have arisen since the previous SOE. Comprehensive SOEs are required to be prepared in the “year ending after each election of the councillors for its area”.

1.1 GUIDELINES

The Department of Local Government has published guidelines for state of the environment reporting, titled ‘Environmental Guidelines – State of the Environment Reporting by Local Government’.

2 WALGETT SHIRE - BACKGROUND

The Shire has a total area of 22,330 square kilometres and is located in north-western New South Wales as shown in Figure 1. Walgett Shire adjoins a number of other shires, and the state of Queensland (Figure 2).

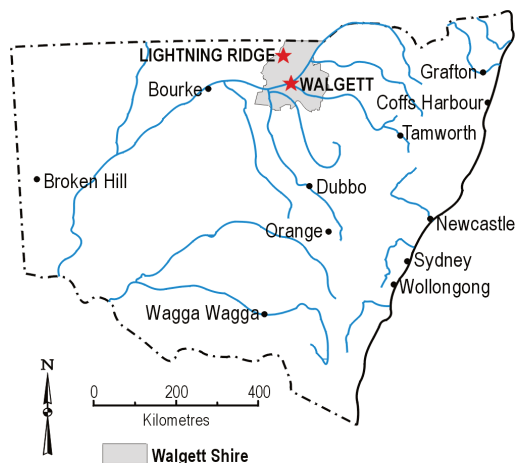


Figure 1 – Location of Walgett Shire in NSW.



Figure 2 – Adjoining shires.

2.1 LAND TITLES

Administratively Walgett Shire is separated into the Central Division (11,310 km²) and the Western Division (11,030 km²). The Barwon River separates the two divisions, as shown in Figure 3. Freehold land titles are dominant within the Central Division, while most of the Western Division consists of Crown Land held under Western Lands Leases.

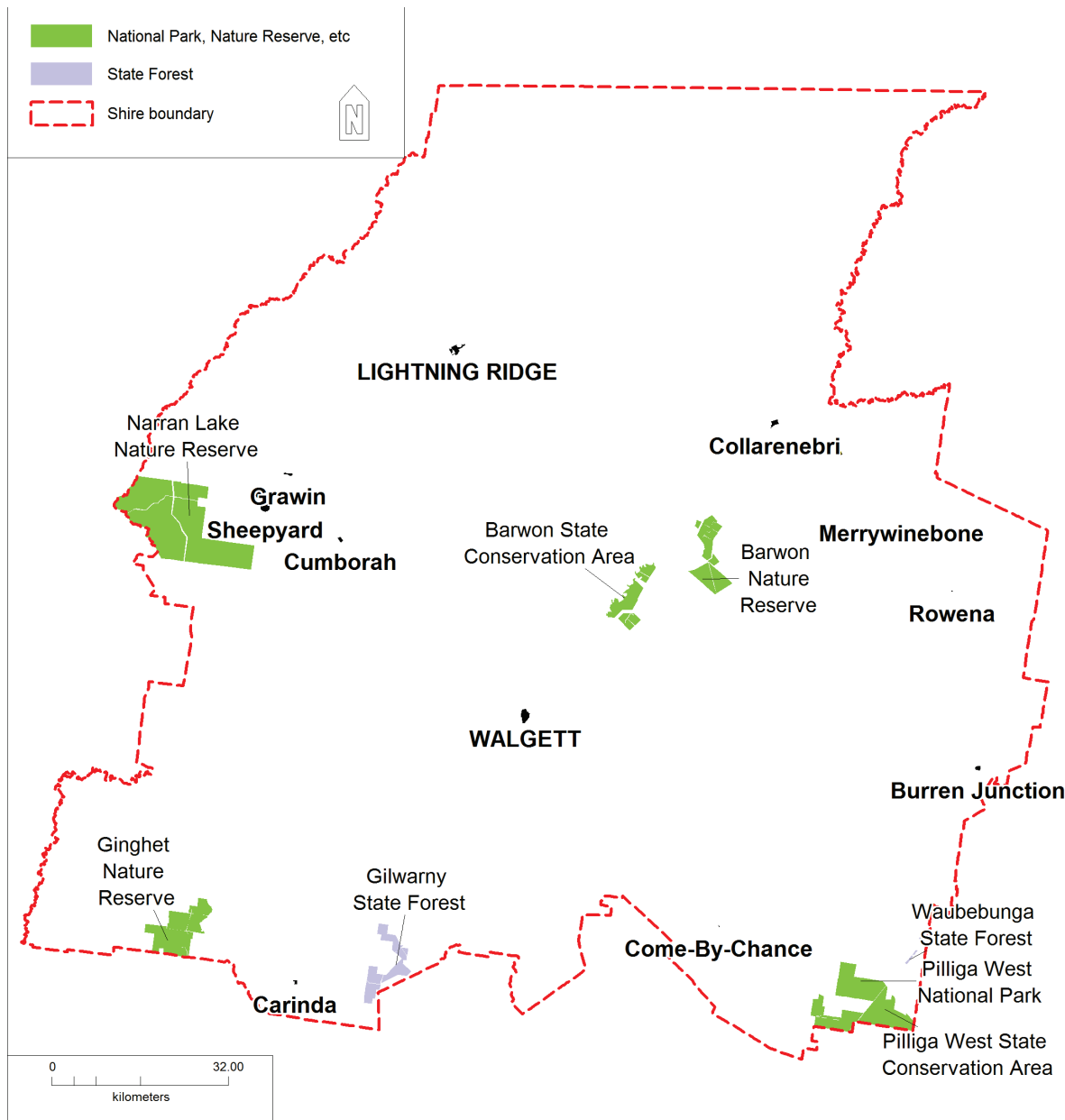


Figure 3 – Western and Central Divisions.

As shown in Figure 4, within the Shire there is about:

- 445 square kilometres (44,500 hectares) of Nature Reserves and National Parks.
- 36 square kilometres (3,600 hectares) of State Forest.

Figure 4 – Nature reserves and state forests within the Walgett Shire.



2.1.1 CROWN RESERVES BY MANAGEMENT TYPE FOR WALGETT LGA

- Council - 53
- Corporation - 9
- No management - 4
- Administrator - 0
- Trust unknown - 13
- Devolved to Council - 19
- Department of Industry - Crown Lands & Water - 1
- Trust Board – 5

2.1.2 Rural WLLs

Total number of Rural WLLs in Walgett LGA: 542

Area of Rural WLLs in Walgett LGA: 1,331,694ha

2.1.3 Cultivation Consents

Total number of consents: 169 Cultivation Consents

Area of Cultivation Consents: 122,394 ha

2.1.4 Voluntary Surrender Scheme (VSS) at Lightning Ridge

The total cost of the VSS (exclusive of GST) was \$6.8 million. The VSS included the surrender of nine lots comprising four properties and covering an area of over 19,500 hectares.

2.1.5 Lightning Ridge and Surrounding Opal Fields Management Reserve (LRSOFMR)

The reserve area is 20,300 hectares.

The reserve purposes are: Opal Mining and Exploration, Public Access, Tourist Facilities and Services, Accommodation, Heritage Purposes, Public Recreation, Future Public Requirements, Environmental Protection, Rural Services and Government Services.

The Reserve is currently managed by the Land Administration Ministerial Corporation through the NSW Department of Industry – Lands. It is anticipated that a Community Trust will be appointed to manage the Reserve in the future.

2.2 NATURAL ENVIRONMENT

2.2.1 Climate

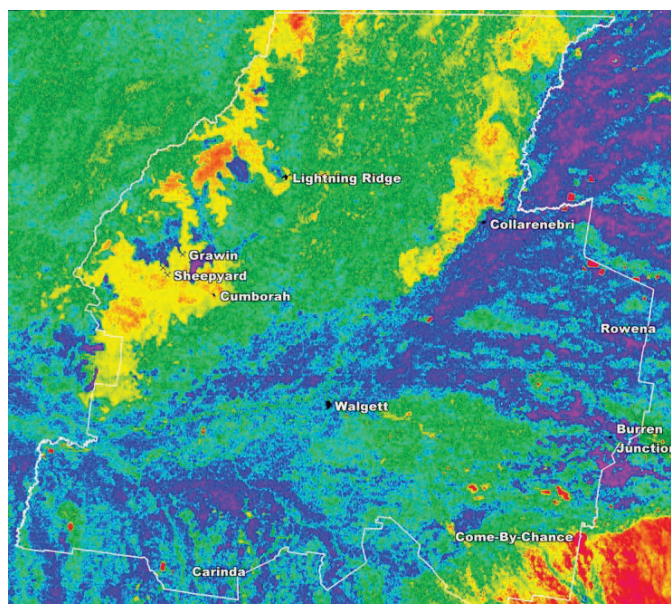
Walgett's climate is hot to very hot in summer and mild to cool in winter, with occasional frosts. Summer temperatures frequently rise above **40 °C**, and a maximum temperature of **49.2 °C (120.6 °F)** was recorded on 3 January 1903.

2.2.2 Landform

A number of rivers pass through the Shire including the Barwon, Namoi, Macquarie, Castlereagh, Narran and Moonie rivers. The dominant landform is a floodplain, with an elevation between 120 and 145 m above sea level. In the northern portion of the shire there are a number of ridges that reach a maximum elevation of about 160 m above sea level.

Both the floodplain and ridge landforms can be seen in Figure 5 which is an 'image' showing the relative levels of radiometric potassium detected from aerial surveys conducted by NSW Mineral Resources in the mid 1990s. Red and yellow coloured areas represent land that has comparatively elevated levels of radiometric potassium while green and purple coloured areas have comparatively lower levels. The red and yellow areas are generally ridge landforms or significant manmade water storages.

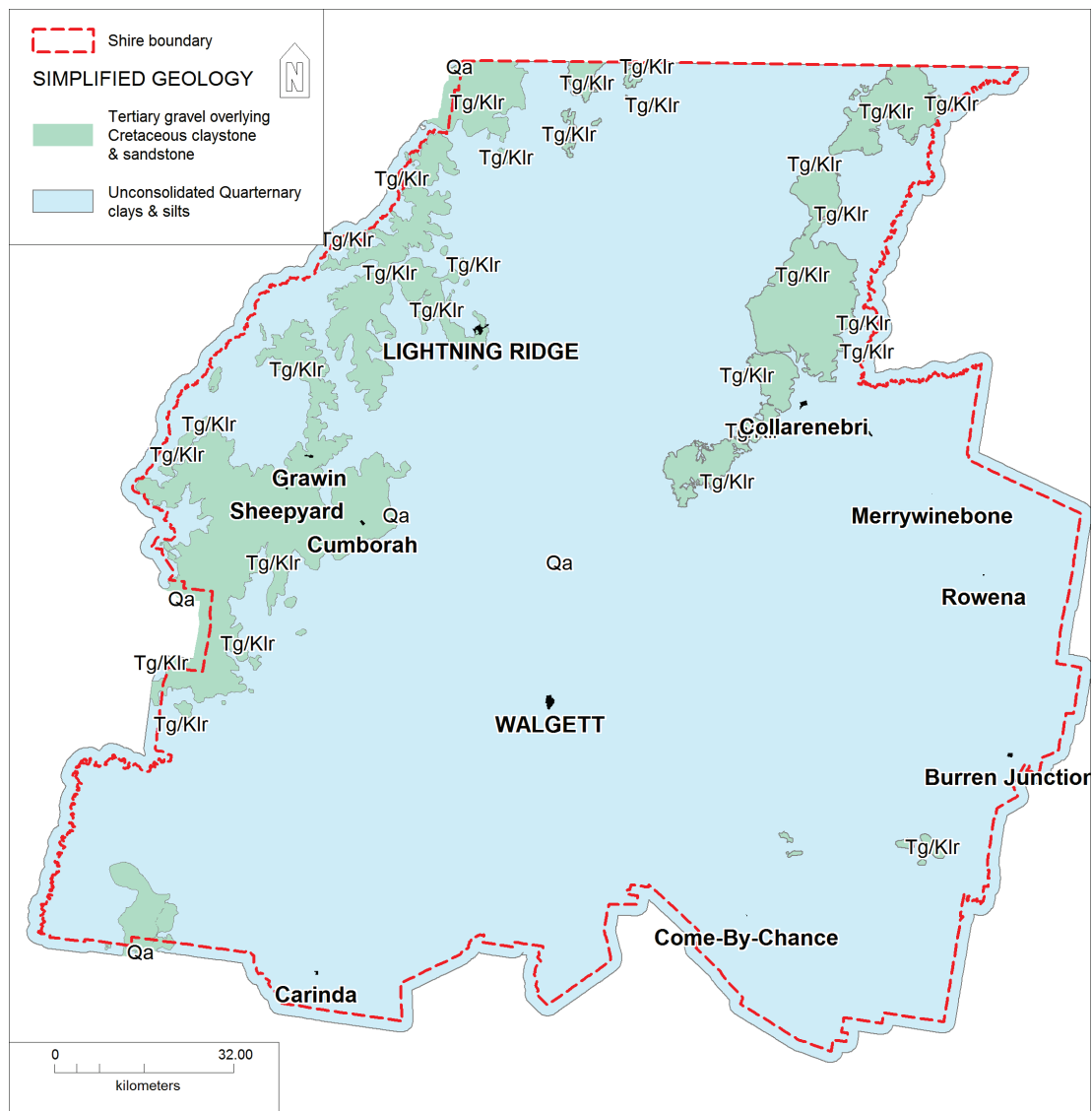
Figure 5 – Radiometric potassium 'image' showing elevated land and water storages as red/yellow, flood plains as green and purple.



2.2.3 Geology

Extensive flood plains of unconsolidated Quaternary alluvial silt and clay dominate local geology, as shown in Figure 6 below. There are also some comparatively small claypans and intermittent lakes that typically contain finer grained sediments such as mud and silt. Ridges of Cretaceous claystone and sandstone exist in the Lightning Ridge, Cumborah and Collarenebri areas. The ridges typically have a veneer of unconsolidated Tertiary alluvial gravel, which can also be consolidated in some areas forming a rock known as silcrete.

Figure 6 – Simplified geological map of the Walgett Shire ¹.

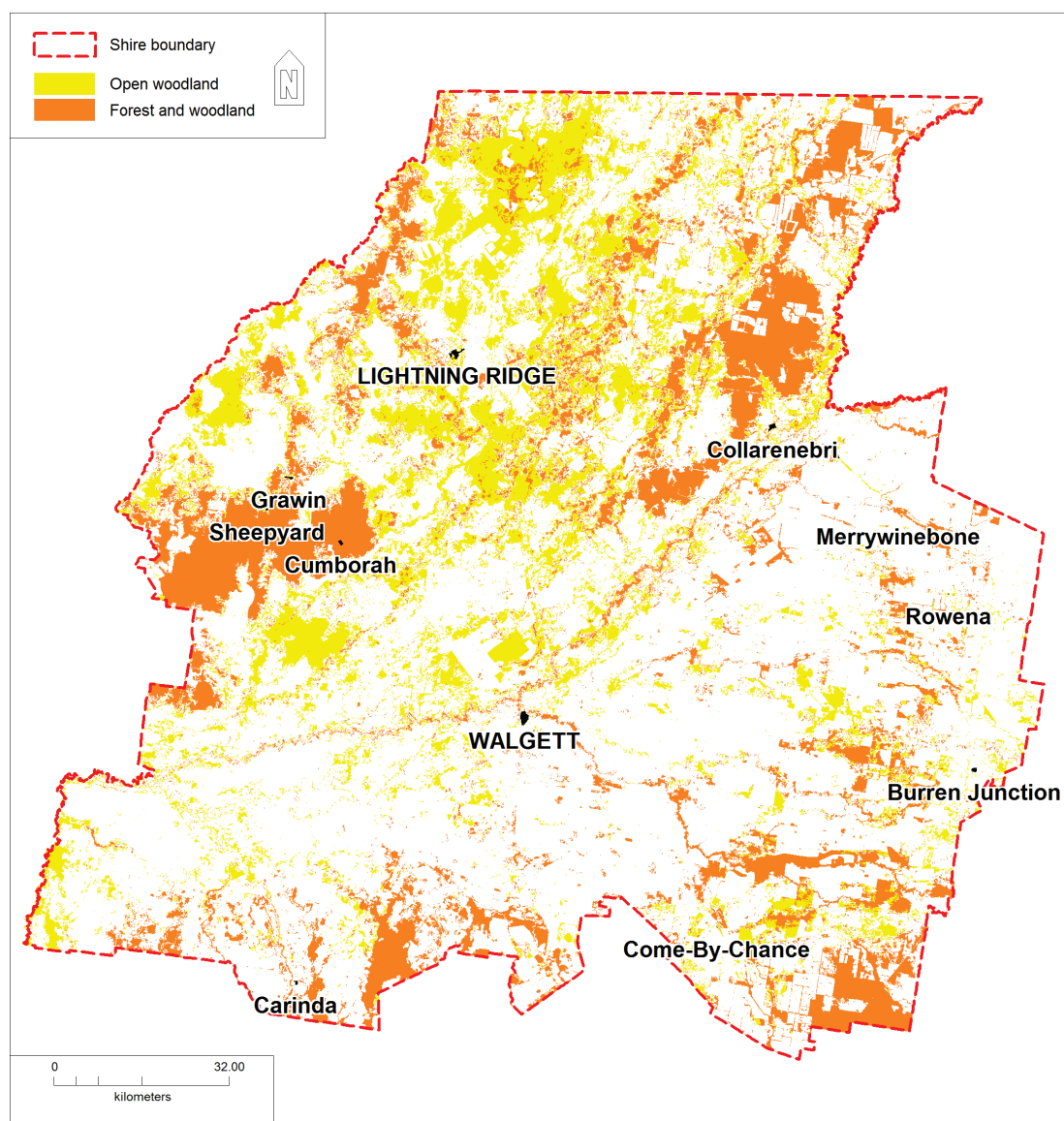


¹ Derived from GIS data provided by Mineral Resources division, NSW Department of Trade and Investment, Regional Infrastructure and Services.

2.2.4 Vegetation

Native vegetation communities within the shire are predominantly woodlands and open woodlands, as shown in Figure 7. Dominant tree species within the woodlands include *Eucalyptus populnea* (bimble box), *Callitris glaucophylla* (white cypress pine), *Eucalyptus microtheca* (coolibah), *Eucalyptus largiflorens* (black box) and *Eucalyptus camaldulensis* (river red gum). Open woodland areas have a similar dominant tree species.

Figure 7 – Simplified vegetation classification map of Walgett Shire ².

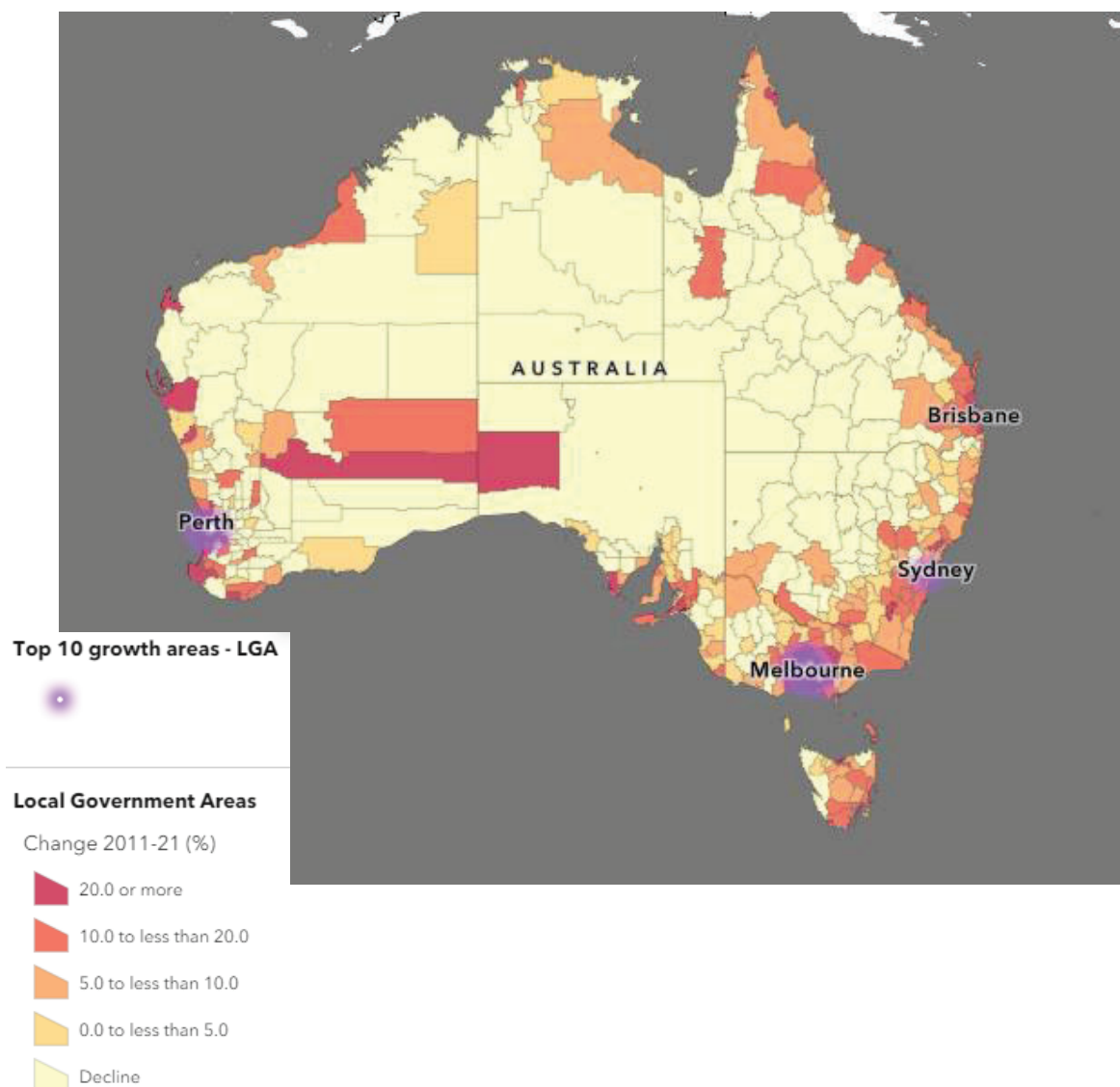


² Derived from 2004 remote sensing data provided by the NSW Rural Fire Service.

2.3 POPULATION

Urban centres within the Shire include Burren Junction, Carinda, Collarenebri, Cumborah, Cryon, Lightning Ridge, Rowena and Walgett. There are also numerous people living in mining camps on the opal fields at Grawin, Glengarry, Sheeppark and Lightning Ridge. Population trends are similar to many rural areas of Australia.

Population Change, Australia - 2011-2021 (ABS – 2022)



Population profiles derived from census data are summarised in Table 1.

Table 1 – Population distribution and dwellings (locality)³.

	Population 2011	Dwellings 2011	Population 2016	Dwellings 2016	Population 2021	Dwellings 2021
Walgett	2,267	998	2,145	993	1,824	778
Lightning Ridge	2,492	1,721	2,284	1,594	1,946	1,209
Carinda	185	116	158	101	165	88
Collarenebri	767	397	650	357	634	337
Burren Junction	300	211	276	169	225	132
Shire Total	6,941	2,664	6,107	3,693	5,253	2,839

Figures above supplied by the Australian Bureau of Statistics do not correspond with anecdotal evidence, suggesting large variances in the quality of the data for Walgett Shire.

Age - The median age of people in Walgett (A) (Local Government Areas) was 44 years. Children aged 0 - 14 years made up 18.5% of the population and people aged 65 years and over made up 21.8% of the population.

Ancestry - The most common ancestries in Walgett (A) (Local Government Areas) were Australian 28.7%, English 24.6%, Australian Aboriginal 20.3%, Irish 7.7% and Scottish 6.9%.

Country of Birth - In Walgett (A) (Local Government Areas), 64.8% of people were born in Australia. The most common countries of birth were England 1.1%, New Zealand 0.9%, Philippines 0.7%, India 0.5% and Germany 0.4%.

³ Australian Bureau of Statistics Census 2021.

2.4 ECONOMIC

Income - The median weekly personal income for people aged 15 years and over in Walgett (A) (Local Government Areas) was \$556, compared to an average of \$813 across NSW.

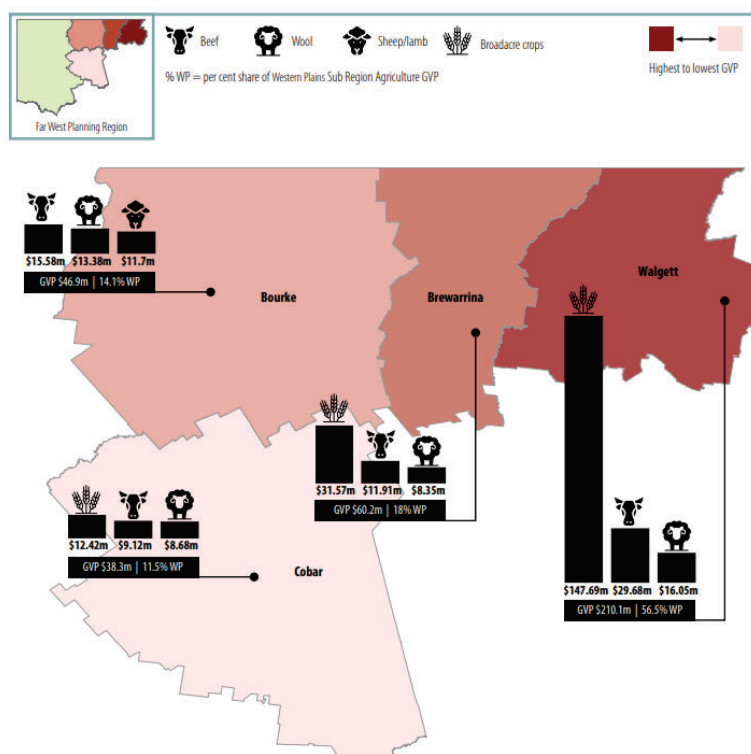
Tenure - Of occupied private dwellings in Walgett (A) (Local Government Areas), 41.4% were owned outright, 14.8% were owned with a mortgage and 31% were rented. Median rents were \$180.00 compared to NSW average \$420.00.

Motor Vehicles - In Walgett (A) (Local Government Areas), 37.5% of occupied private dwellings had one registered motor vehicle garaged or parked at their address, 32.4% had two registered motor vehicles and 20.1% had three or more registered motor vehicles.

Education – The highest education level of attainment for, people aged 15 years and over, in Walgett (A) (Local Government Areas) was Year 10 Certificate by 14.3%, followed by Certificate Level III and Year 9 or below by 11.1% respectively.

Industry - Dominant industries within the region include cropping (wheat, cotton, chickpeas), grazing (sheep, cattle), opal mining and tourism. Gross value of agricultural production (GVP) in Walgett (A) (Local Government Areas) accounts for over 56.5% share in the Western Plains Sub Region as shown in Figure 8.

Figure 8 – Western Plains Sub Region Agricultural GVP.⁴



⁴ Adapted from Agriculture Industry Snapshot for Planning, Western Plains Sub Region - Published August 2020 by NSW Department of Primary Industries.

3 LAND

3.1 CLEARING

3.1.1 Pressure

Excessively dense areas of native vegetation in the form of invasive native scrub (INS), dominated by woody weeds such as budda, cypress pine, turpentine and eucalypts, can have significant adverse environmental and agricultural impacts. INS is quite common within the Shire, especially in the Western Division. Dense stands of INS reduce habitat and can lead to increased potential for soil erosion, changes to soil surface hydrology and a change in biodiversity as a result of reduced ground cover. From an agricultural perspective, land affected by INS often has negligible productivity. Selective clearing, or thinning, of INS can have positive environmental and agricultural outcomes ⁵.

There is a widespread desire within the local agricultural community for a reduction in regulatory controls which restrict or inhibit land clearing. Many landholders would like the opportunity to clear additional land for the cultivation of crops such as wheat and chickpeas. This desire has been partially stimulated by progressive improvements in cultivation techniques that preserve soil moisture and maximise crop yields.

There are a range of land degradation issues that can arise from inappropriate land clearing, including:

- Soil erosion – Removal of endemic vegetation and cropping of marginal lands can result in increased rates of soil erosion. Drought conditions can further accelerate rates of soil erosion.
- Dryland salinity – Clearing reduces the abundance of deep-rooted perennial vegetation which is replaced with comparatively shallow rooted crops and pastures. This can then result in rising water tables.
- Loss of flora and fauna – Clearing reduces the extent and diversity of native vegetation communities, and the habitat available for occupation by native fauna. Many plant and animal species cannot adapt to the changed environmental conditions.

⁵ Western Catchment Management Authority

http://www.western.cma.nsw.gov.au/Publications/2011_NV_9_INS.pdf.

- Water quality degradation – Clearing and cropping near watercourses can reduce surface water quality by increasing soil erosion and sediment loads within watercourses, as well as by allowing pesticides and nutrients to more readily flow into watercourses.
- Chemical alteration of soil – Removal of native vegetation and its replacement with a grazing or cropping system driven by man will change the level of organic carbon, potentially increase the amount of man-made chemicals such as pesticides and fertilisers, as well as possibly alter the nature of biological activity in the soil.
- Weed establishment – The elimination of native vegetation can often result in an increase in the variety and density of weeds species.

3.1.2 State

To be able to determine the current extent of land clearing within the Shire, an understanding of the land use history for the region is required, along with accurate mapping of the extent, density and composition of vegetation communities prior to thinning or clearing. The required mapping does not exist. Nevertheless, high resolution (0.5m pixel) aerial photography taken in 2009 was used to produce a map showing areas where there is clear evidence that endemic vegetation has been cleared (Figure 9). This map indicates that at least 7,104km² (31.8%) of the Shire has been cleared. Extensive areas of thinned vegetation are not shown. Most of the cleared land is held under freehold title and located within the Central Division.

During the 2000s there has been an increasing trend toward farmers moving from cultivation farming to no-till farming systems. One survey has shown that 82% of responding farmers in northern NSW, including within the Walgett region, practice no-till farming ⁶. Recognised benefits of no-till farming include:

- Reduced susceptibility to land degradation through stubble retention,
- More manageable soils and improved soil structure, especially in control traffic situations due to less trafficability,
- Higher levels of organic matter and biological activity,
- Greater amounts of water harvested to grow the crop in dry areas,

⁶ Western Australian no tillage farmers assoc.

http://www.wantfa.com.au/index.php?option=com_content&view=article&id=94&Itemid=69

- Often less in-crop weed emergence and safer use of pre-emergent herbicide for weed control,
- Under no-till management fields tend to lose less carbon to the atmosphere compared with fields that are cleared yearly,
- Less labour, fuel and machinery costs per hectare; and
- Improved whole farm profitability and sustainability ⁷.

3.1.3 Response

In 2014 Local Land Services replaced the former Catchment Management Authorities. The Walgett LGA is managed by North West Local Land Services and while they have an office in Walgett their main office is in Narrabri.

PVPs are a voluntary, legally binding agreement between a landholder and the CMA, which are registered on the land title binding subsequent land owners. CMAs assess PVP proposals for positive and negative impacts on salinity, water quality, biodiversity and soils⁸.

There is an ongoing concern within the agricultural community that:

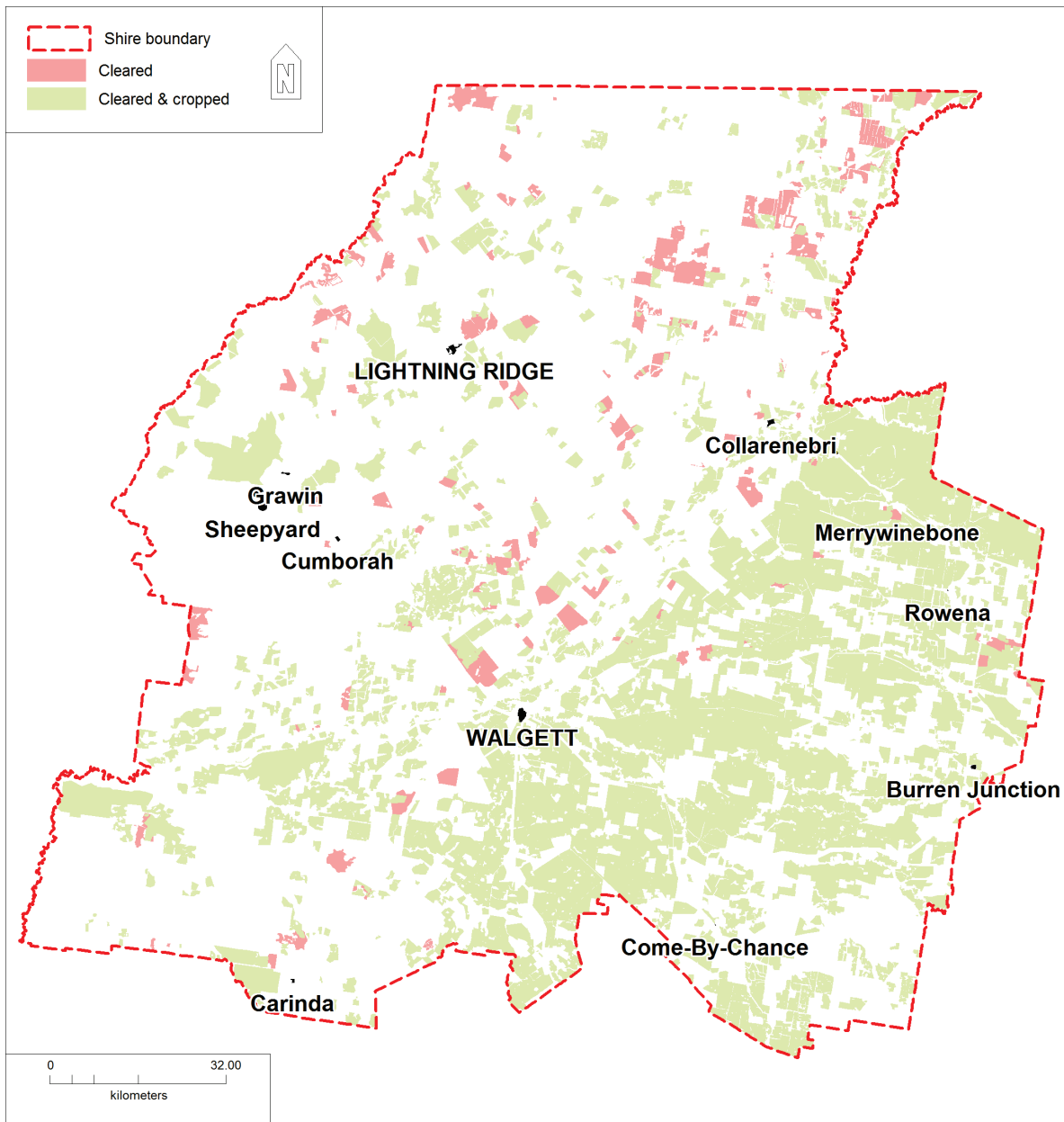
- A better balance needs to be established between opportunities for development and environmental outcomes.
- Excessive regulatory controls on clearing are having an unnecessary adverse impact on the local economy and the sustainability of agriculture.
- Opportunities exist for additional clearing within the Shire that will not have significant adverse environmental impacts, especially the Western Division.

⁷ Grains Research & Development Corp http://www.grdc.com.au/uploads/documents/GRDC_adoption_of_no-till.pdf

⁸ NSW Office of Environment & Heritage web site at <http://www.environment.nsw.gov.au/vegetation/pvp.htm>



Figure 9 – Minimum extent of cleared land 2009.⁹



⁹ Derived from 0.5m resolution aerial photographs taken during 2009 by the Land and Property Management Authority.

3.2 OPAL MINING

3.2.1 Pressure

There is a widespread desire within the local opal mining community for improved access to land for mining and prospecting. Active opal prospecting and mining occurs to varying degrees on the opal mining 'fields' shown in Figure 10. Opal prospecting is generally undertaken by drilling holes in the ground that range from 0.1 to 1m in diameter and are up to 25m deep. Once opal has been found in an area, underground and open cut mining techniques may be used to extract the opal bearing claystone.

Opal mining can have a number of detrimental environmental impacts, including:

- Soil compaction and erosion – Vehicle movements associated with opal mining and prospecting can result in increased rates of soil compaction and erosion. Rill and gully erosion can occur, especially when access tracks are located perpendicular to the contours of the land.
- Loss of native flora and fauna – Clearing associated with the establishment of mine sites, mullock stockpiles and tailings dams reduces the extent and diversity of native vegetation. Vegetation removal also reduces the habitat available for native fauna.
- Loss of native fauna and domestic livestock – Mine shafts and exploration drill holes can pose a hazard for livestock and fauna, especially if they are not secured (ie fenced, covered or backfilled). Animals can be injured, sometimes fatally, when falling into them.
- Chemical alteration of soil and runoff – Moderate levels of salinity within mullock, especially that recovered from deeper (>5m) rock layers, may increase the salinity of soil and runoff.
- Weed establishment – Weeds, especially cacti and succulents, tend to occur more frequently and at a higher density in the vicinity of mining camps on the preserved' opal fields. Many species were introduced to the area as ornamental plants, but have since become naturalised and are now effectively environmental and agricultural weeds.
- Rubbish – Active and abandoned mine sites can be associated with various forms of rubbish, including derelict mining equipment, car bodies and bottles.

An example of an area where opal mining and prospecting operations have occurred is shown in Plate 1. Mullock resulting from mining and prospecting operations tends to be white coloured.

Figure 10 – Location of opal fields.

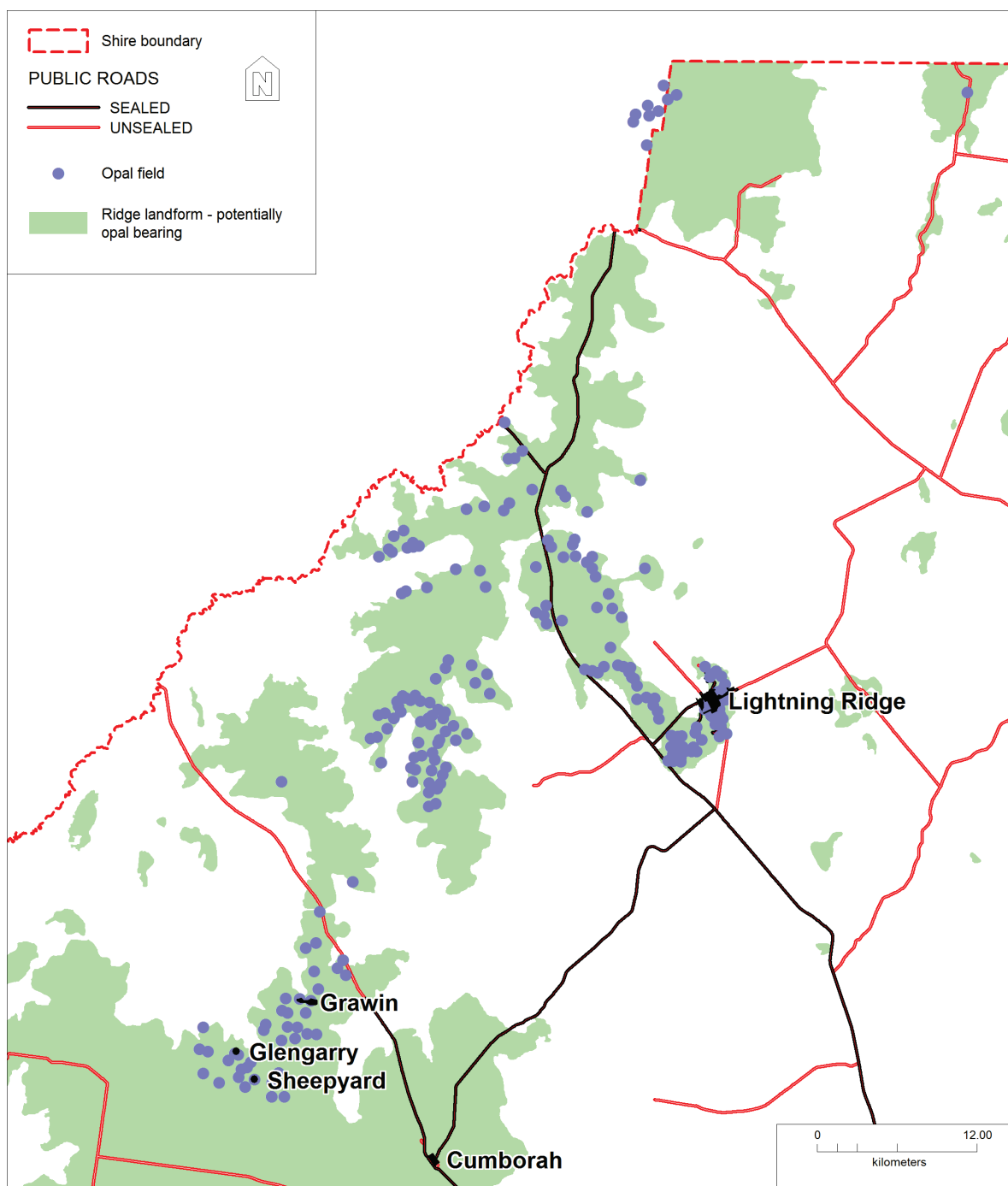


Plate 1 – Example of an opal mining area, Coocoran opal fields ¹⁰.



3.2.2 State

One of the most active opal mining areas continues to be the Mulga ‘rush’ in the Grawin Glengarry area, discovered late in 2000. Mineral Claim statistics (Table 2) indicate that there has been an ongoing decline in the total number of current claims over recent years.

¹⁰ 2009 aerial photograph, supplied by NSW Land & Property Information.

3.2.3 Response

Opal mining is primarily regulated by the Mineral Resources division, NSW Department of Trade and Investment, Regional Infrastructure and Services. In recent years the Department has increased the typical security deposit required to be lodged for each Mineral Claim from \$100 to \$700. In the event that a claim is not satisfactorily rehabilitated when mining operations have ceased, the Department can use the security to undertake any rehabilitation earthworks that may be required.

The Department has advised that various rehabilitation projects were undertaken during 2011-2012, including:

- Backfilled 198 mine shafts, predominantly on opal fields in the vicinity of Lightning Ridge.
- Backfilling 1 subsidence area.
- Removing rubbish and mullock from several sites.
- Upgrading fencing of mine shafts with heritage values.

Plates 2 & 3 – Before and after example of a rehabilitated opal mining subsidence area, near Astronomer’s Monument, Lightning Ridge¹¹.





3.3 LOCAL ENVIRONMENTAL PLAN

3.3.1 Pressure

Under the provisions of the Environmental Planning and Assessment Act 1979, Council is the authority which determines whether a development proposal should be approved via a Development Application. As part of the process to assess a development proposal, Council may provide neighbours to a development site with the opportunity to make written submissions regarding the proposal. Periodically Council receives objections to a proposal and is obligated to balance the concerns of objectors against the benefits which are expected for the community if a development is approved.

3.3.2 Walgett Local Environmental Plan 2013

The zoning of a given land parcel of land is a key factor which determines whether a proposed development is permitted or not within a given area. Council's current zoning maps under the are established under the Walgett Local Environmental Plan 2013.

3.4 WEEDS - *Cylindropuntia rosea* – Hudson Pear

3.4.1 Pressure

A wide range of agricultural and environmental weeds exist within Walgett Shire ¹¹. One of the major problem species is *Cylindropuntia rosea*, and another is *Cylindropuntia tunicata*. Although these weeds are superficially similar in appearance, *C. rosea* has white spines (as shown in Plate 2) and pink flowers, while *C. tunicata* has spines that are pale brown and off yellow coloured flowers. Locally both species are known by a range of informal names, including thistle cholla, Hudson pear and tiger pear.

Plate 4 – *Cylindropuntia rosea*, spines are about 4cm long.



Locally *C. rosea* is the most abundant of the two species and has recently been declared a noxious weed under the *Noxious Weeds Act 1993*. Its control class is a class 4 noxious weed throughout NSW.¹³ It forms plants up to two metres tall that occur in densities ranging from less than one plant per hectare up to more thousands of plant per hectare. Segments of the cactus readily break upon contact with a tyre, animal or person and become temporarily impaled in the tyre or flesh and are frequently transported to another location that was previously free of infestation with the plant.

¹¹ <http://www.noxiousweeds.org.au/declared-weeds>

¹³ <http://www.dpi.nsw.gov.au/agriculture/pests-weeds/weeds/profiles/hudson-pear>

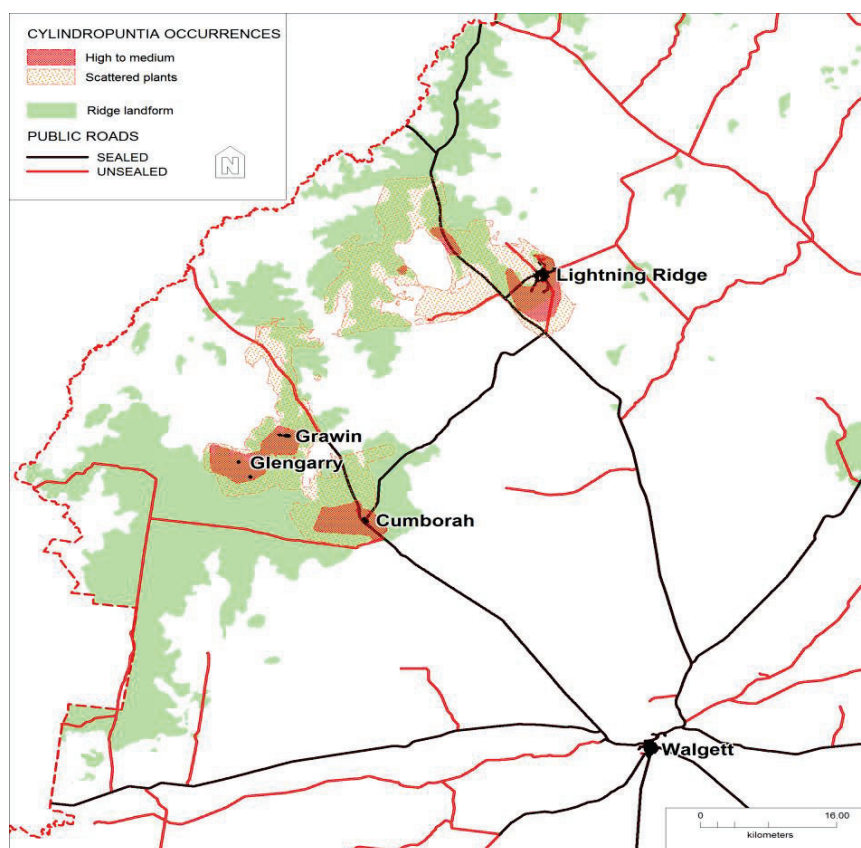
Both species are significant agricultural and environmental weeds. The spines readily penetrate the flesh of animals, including humans. Dense infestations of the plant form barriers that are hazardous for animals to walk through.

3.4.2 State

Based on data supplied by the Castlereagh Macquarie Country Council, historically there has been five medium to high density occurrences of *C. rosea* with a combined area of about 111km², as shown in Figure 11. Scattered plants have been found over an area of about 458 km². *C. tunicata* plants are known from the general vicinity of the Grawin opal fields and the Old Coocoran opal field.

Presently plants larger than 0.5m high are quite rare because most have been killed by herbicide spraying since the early 2000s. Now the vast majority of plants are under 10cm in size and tend to be found clustered at sites where larger plants grew previously.

Figure 11 – Approximate distribution of *Cylindropuntia rosea*.



3.4.3 Response

Commencing in 2002-03, substantial work to control *Cylindropuntia rosea* using herbicide has been undertaken with the assistance of a grant from the Natural Heritage Trust to the Lightning Ridge Miners Association. Since 2002-03 there has been an ongoing project led by the Castlereagh Macquarie County Council to use herbicides to control *C. rosea*. In the period from 2005 to 2009 Walgett Shire Council committed \$40,000 per annum to the project (\$200,000 total). Funds and resources have also been provided by:

- The Western Catchment Management Authority.
- NSW Department of Trade and Investment, Regional Infrastructure and Services
- The Natural Heritage Trust.
- Local landholders, opal miners and residents.
- The Lightning Ridge and Grawin Glengarry Sheepyard Miners Associations.

The NSW Department of Trade and Investment, Regional Infrastructure and Services has been coordinating research into potential biological controls in recent years. *Dactylopius tomentosus*, a species of cochineal insect introduced to control rope pear (*C. imbricata*) also attacks *C. rosea*, but is not particularly damaging. Recent South African research has shown that there are several biotypes of *D. tomentosus* present in Mexico, at least one of which is likely to be more damaging to *C. rosea*. The Department expects that there should be few host specificity issues associated with the introduction of additional *D. tomentosus* biotypes as there are no Australian native species in the Cactaceae (cactus) family and the species is already present in Australia. Cochineal insects used to control cactus all appear to be very specific and this is likely to be the case with the biotype for Hudson pear ¹².

In August 2010 samples of *D. tomentosus* were transported from Mexico to Australia for detailed host-specificity testing in quarantine, and this process is ongoing.¹³ A release date for the imported *D. tomentosus* insect has still not yet been determined.

Current efforts to control the *C. rosea* are primarily chemically based and focused on the preserved opal fields surrounding Lightning Ridge, Grawin, Glengarry and Sheepyard.

¹⁴ http://www.dpi.nsw.gov.au/data/assets/pdf_file/0020/96140/hudson-pear.pdf

¹⁵ http://www.dpi.qld.gov.au/4790_19382.htm

4 AIR QUALITY

Western regional area standard of good quality air throughout the year.

5 WATER

5.1 URBAN WATER SUPPLIES

5.1.1 Pressure

Walgett Shire Council supplies water to numerous residential and commercial residences within urban areas as outlined in Table 3 below. The 'sites' figure represents the number of properties on which Walgett Shire Council levies water rates (includes some vacant lots).

Table 3 – Council operated urban water supplies.

LOCATION	SOURCE	SUPPLY	TREATMENT	WATER METER ASSESSMENT SITES	
				BUSINESS (OTHER)	20mm DOMESTIC/ BUSINESS
WALGETT	Weirpool of Namoi & Barwon. Can be supplement by 2 bores.	Treated Raw	Conventional treatment & chlorine disinfection (Cooling Tower for bore water supply)	20	793
				10	816
LIGHTNING RIDGE	Artesian Bore	Raw	Nil	17	770
COLLARENEBRI	Weir on Barwon River	Treated	Ultrafiltration & chlorine disinfection	8	252
		Raw		2	253
VILLAGES	Bore	Raw	Nil	5	77
TOTAL				62	2961

Council has an obligation to ensure that water supplies are suitable for their intended uses. The Australian Drinking Water Guidelines 2011 (ADWG)¹⁴ are the key standards against which NSW Health and local Councils assess drinking water quality. The guidelines specify thresholds for drinking water quality amongst other things.

¹⁴ Australian Drinking Water Guidelines 2004, available from <http://www.nhmrc.gov.au/publications/synopses/eh19syn.htm>

The quality of water supplied by Council may vary for a number of reasons, including:

- Environmental changes affect raw water quality, for example river water invariably has an increased sediment load during flood periods.
- Human activities affect raw water quality, for example pesticide residues in river water.
- The types and effectiveness of water treatment processes applied to water prior to its distribution within urban areas.
- The age and condition of water mains and storage reservoirs. For example periodic cleaning of reservoirs is required to remove sediment.

5.1.2 State

Walgett Shire Council assesses potable water quality via a number of sampling programs as detailed within Table 4.

Table 4 – Monitoring programs associated with urban potable water.

PROGRAM	PURPOSE	FREQUENCY
Potable urban – microbiological	Samples submitted to NSW Health Division of Analytical Laboratories in Sydney to test all Council's potable urban supplies for contamination by <i>E. coli</i> . Data is also provided on total coliform counts, which are not normally of concern provided that samples are free of <i>E. coli</i> .	Permanent, weekly in Walgett, Lightning Ridge and Collarenebri. Fortnightly in Carinda. Monthly in Rowena and Cumborah.
Potable urban – chemical	Samples submitted to NSW Health Division of Analytical Laboratories in Sydney to test all Council's urban supplies for compliance with chemical thresholds specified in the ADWG. Each sample is analysed for pH, turbidity, Total Dissolved Solids (TDS), aluminium, antimony, arsenic, barium, boron, cadmium, calcium, chloride, chromium, copper, cyanide, fluoride, iodine, iron, lead, magnesium, manganese, mercury, molybdenum, nickel, nitrate, nitrite, selenium, silver, sodium, sulphate, total hardness as CaCO ₃ , true colour, zinc.	Permanent, twice yearly

A summary of significant results for the period is provided in Table 5.

Table 5 – Significant water analysis results 1 July 2021 to 30 June 2022.

TOWN/VILLAGE	ISSUE
WALGETT	<ul style="list-style-type: none"> • 14 out of 67 samples showed the presence of total coliforms. • Average turbidity was 0.47 NTU (the ADWG recommends a maximum of 5.0 NTU). • pH value exceeded aesthetic guideline value of 6.5-8.5 once with value of 8.6 when bore water was used.

TOWN/VILLAGE	ISSUE
LIGHTNING RIDGE	<ul style="list-style-type: none"> 8 out of 48 samples showed the presence of total coliforms. 1 out of 48 samples showed the presence of <i>E. coli</i>. Average sodium content was 233.5mg/L (the ADWG recommends a maximum of 180mg/L). <p>NOTE: Slightly elevated sodium value is typical for this supply system and others sourced from artesian bores in the region.</p>
COLLARENEBRI	<ul style="list-style-type: none"> 6 out of 68 samples showed the presence of total coliforms. 1 out of 68 samples showed the presence of <i>E. coli</i>. <p>Average turbidity was 0.25NTU.</p>
CARINDA	<p>NON-POTABLE SUPPLY</p> <ul style="list-style-type: none"> 6 out of 23 samples showed the presence of total coliforms. Average sodium content was 290mg/L (the ADWG recommends a maximum of 180mg/L).
ROWENA	<ul style="list-style-type: none"> 5 out of 8 samples showed total coliforms. Average Sodium level was 231mg/L (the ADWG recommends a maximum of 180mg/L).
CUMBORAH	<ul style="list-style-type: none"> 5 out of 14 samples showed the presence of total coliforms. 1 out of 14 samples showed the presence of <i>E. coli</i>. Average Sodium level was 275.5mg/L (the ADWG recommends a maximum of 180mg/L).

5.1.3 Response

From Table 5 it is apparent that total coliforms were found on a number of occasions in the various potable water supplies. The ADWG indicate coliforms can be present in drinking water as a result of:

- faecal contamination
- the presence of biofilms on pipes and fixtures
- contact with soil as a result of leaks, fractures or repair works.

Due to their widespread occurrence in soil and water environments, total coliforms (in the absence of *E. coli*) are not regarded as a specific indicator of faecal contamination. The relative abundance of coliforms makes them useful in monitoring the efficiency of water treatment and disinfection processes.

As noted in Table 5, several samples show that the respective water supplies were contaminated with *E. coli* during the year. The contamination was addressed by

chlorination to destroy the *E. coli*. Follow up testing was undertaken to confirm that the contamination had been dealt with.

6 BIODIVERSITY

6.1 ENDANGERED ECOLOGICAL COMMUNITIES

6.1.1 Pressure

A number of types of woodlands that exist within the Shire have been extensively cleared and modified since the arrival of European man. Fragmentation, overgrazing, weed invasion and alteration of flood regimes, amongst other things, can pose a threat to the long term viability of such ecological communities.

6.1.2 State

The NSW Threatened Species Conservation Act 1995 establishes an independent Scientific Committee, not subject to the control and direction of the Government, to determine which species, populations and communities are to be listed as threatened. That committee has determined that a number of ecological communities which are known to exist within the Shire should be regarded as endangered under the Act. Table 7 summarises the communities listed under that Act.

Under section 78A(8)(b) of the Environmental Planning and Assessment Act 1979, any Development Application which involves land that is critical habitat or is likely to significantly affect threatened species (listed in Appendix B), populations or ecological communities or their habitat, must be accompanied by a 'species impact statement'. A species impact statement must be prepared in the manner prescribed under Division 2 of Part 6 of the Threatened Species Conservation Act 1995.

Table 7 – Endangered ecological communities.

ENDANGERED ECOLOGICAL COMMUNITY	DATE
Artesian Springs Ecological Community	2001
Brigalow-Gidgee woodland/shrubland in the Mulga Lands and Darling Riverine Plains Bioregions	2005
Brigalow within the Brigalow Belt South, Nandewar and Darling Riverine Plains Bioregions	2005

<i>Cadellia pentastylis</i> (Ooline) community in the Nandewar and Brigalow Belt South Bioregions	1998
Carbeen Open Forest community in the Darling Riverine Plains and Brigalow Belt South Bioregions	1999
Myall Woodland in the Darling Riverine Plains, Brigalow Belt South, Cobar Peneplain, Murray-Darling Depression, Riverina and NSW South Western Slopes Bioregions	2005
Coolibah – Black Box Woodland of the northern riverine plains in the Darling Riverine Plains, Brigalow Belt South, Cobar Peneplain, and Mulga Lands Bioregions	2012

6.1.3 Response

In June 2011 the NSW Office of Environment and Heritage provided Council with mapping data for environmentally sensitive areas, including Endangered Ecological Communities, intended for use in Local Environmental Plan (LEP) mapping. A Council review of the data indicated that it was generally of comparatively poor quality, incomplete and not fit for use in LEP mapping. The lack of accurate mapping for threatened species, including endangered ecological communities, represents a significant gap in the information required to improve the management of threatened species.

7 WASTE

7.1 URBAN WASTE DISPOSAL

7.1.1 Pressure

The main waste depots within the Shire are located at Walgett and Lightning Ridge and are manned during opening hours. Within the short term the Lightning Ridge facility is expected to be at the end of its useful life. Smaller facilities are operated at Burren Junction, Carinda, Collarenebri, Rowena, Grawin and Come-by-Chance.

7.1.2 State

Estimates of the quantities of waste received at the Walgett and Lightning Ridge waste depots are provided in Table 8. No kerbside recycling is undertaken in any of the communities within the Shire, but the contractors operating the Walgett and Lightning Ridge waste depots undertake opportunistic recycling where possible. Vegetation removed as a result of Council maintenance operations is chipped and reused as mulch where possible.

Table 8 – Waste volumes 2022¹⁵.

LOCATION	WASTE QUANTITY (tonnes)	LOCALITY POPULATION 2011	WASTE PER CAPITA (tonnes)
WALGETT	17091	2,267	7.54
LIGHTNING RIDGE	11078	2,492	4.45
COLLARENEBRI	240	767	0.33
CARINDA	52	185	0.28
ROWENA	52	160	0.33
BURREN JUNCTION	144	300	0.48

Given that the figures within Table 8 show a wide range in the quantity of waste on a per capita basis, it appears that the figures are likely to contain significant inaccuracies.

7.1.3 Response

For several years Walgett Shire Council has been engaged in consultation with the community regarding options for waste disposal at Lightning Ridge. Consideration of two potential sites was abandoned after Council received objections from the community. Further work is required to formalise future waste disposal arrangements at Lightning Ridge.

Further work is also required by Council to:

- Accurately determine the volumes of waste being disposed of.
- Increase the proportion of waste that is being recycled.

8 NOISE

8.1 DOMESTIC NOISE

8.1.1 Pressure

Noise is rarely regarded as a significant issue within the Shire as there are few substantial noise generating developments. Most problems arise in a domestic context with issues

¹⁷ Population figures taken from ABS data, except Rowena where figures are based on number of dwellings multiplied by the ABS dwelling occupancy rate for the relevant Collector District.

such as a barking dog or loud music. Such issues tend to occur more frequently in association with camp mineral claims on the opal mining fields.

8.1.2 State

Council receives sporadic complaints about the noise created by generators operating at what are perceived as “late” hours by the complainant.

Although the issue is relatively simple in itself, complications arise from community attitudes that vary from acceptance that “it is part of living on the opal fields” through to an expectation that legislative requirements should be rigorously enforced. In some cases it appears that personality conflicts may be a significant factor in the complaint.

8.1.3 Response

In the majority of situations Walgett Shire Council advocates that any party concerned by generator noise should discuss the matter directly with the owner of the generator. The suggested objective of the discussion is to develop a mutually acceptable outcome. Other situations are dealt with on a case-by-case basis.

9 HERITAGE

9.1.1 Pressure

There are numerous heritage sites located within the Walgett Shire, some of which would not be recognised by a casual observer. Relatively common examples include scarred trees, stone tools, camp sites and railway infrastructure. All sites can be at risk of damage from livestock or people.

9.1.2 State Heritage Registers

The Office of Environment and Heritage (OEH) maintains the Aboriginal Heritage Information Management System (AHIMS) and the State Heritage Register a list is provided in Table 9. The database is known to be incomplete, with many known sites not listed. It is also expected that there are significant numbers of currently unknown sites that are likely to be found in the future, especially where a systematic survey of a particular area occurs.

Table 9A - Aboriginal Places listed under the National Parks and Wildlife Act.

Aboriginal place name	Local government area	Local Aboriginal Land Council	Gazettal date	Comments
<u>Moordale Wells</u>	Walgett	Walgett	12/22/1989 p. 11053-1105	

Table 9B - Items listed under the NSW Heritage Act.

Item name	Address	Suburb
<u>Collarenebri Aboriginal Cemetery</u>	Gundabloui Road	Collarenebri

Table 9C - Items listed by State Agencies.

Item name	Address	Suburb
<u>Angledool Weir</u>	Narran River	Angledool
<u>Bangate Weir</u>	Narran River	Angledool
<u>Calmundri Weir</u>	Barwon River	Walgett
<u>Collarenebri Police Station and Official Residence 1</u>	Earl Street, Corner Walgett Street	Collarenebri
<u>Collarenebri Weir</u>		Collarenebri
<u>Grawin Creek Bridge</u>	Gwydir Highway	Collarenebri
<u>Walgett Courthouse</u>	Wee Waa Street	Walgett
<u>Walgett Weir</u>	Barwon River	Walgett
<u>Walgett, Two-mile Creek Underbridge</u>	723.128km, Narrabri To Walgett Railway	Walgett

9.1.3 Walgett Shire Local Heritage

Walgett Shire Council's Heritage Advisor prepared the Walgett Shire Community Based Heritage Study in 2008. The study was publicly exhibited from 27 February until 27 March 2008. Both the study and the Thematic History of Walgett Shire are available on Council's website.

Australian Museum Business Services (AMBS) was commissioned by Walgett Shire Council (Council) to prepare an Aboriginal Heritage Study for the Walgett Shire Local Government Area (LGA). The heritage study will inform future management of Aboriginal cultural heritage within the existing relevant New South Wales (NSW) and Commonwealth Statutory frameworks.

In 2011 Australian Museum Business Services completed the Walgett Shire Aboriginal Heritage Study. Two versions of the study have been provided to Council as follows:

- * Complete version – which includes culturally sensitive information, including maps showing the location of some aboriginal heritage sites within the Shire.
- * Public version – which does not include culturally sensitive information. This version can be accessed via Council's web site.

Access to the complete version has been restricted to senior Council staff involved in infrastructure planning and development assessment. It will be used to determine whether there are known items of aboriginal heritage in a given area and/or whether the area is likely to be a place of heritage significance. In turn this will assist in determining whether an aboriginal heritage assessment is required.

9.1.4 Heritage Registers

Items recorded by the Australian Heritage Commission in the Register of the National Estate database (non-statutory archive), as of October 2017²⁰, are listed in Table 10. Ultimately the present state of many heritage items in the Shire is relatively poorly understood.

Table 10 – Sites listed on the Australian Heritage Database.

Place	Location	Listing
Indigenous Place	Barokaville Station via Walgett, NSW, Australia	(Indicative Place) Register of the National Estate (Non-statutory archive)
Indigenous Place	Brewarrina, NSW, Australia	(Registered) Register of the National Estate (Non-statutory archive)
Indigenous Place	Gingie Station via Walgett, NSW, Australia	(Indicative Place) Register of the National Estate (Non-statutory archive)
Indigenous Place	Walgett, NSW, Australia	(Registered) Register of the National Estate (Non-statutory archive)
Narran Lakes Area	Brewarrina, NSW, Australia	(Registered) Register of the National Estate (Non-statutory archive)
Two Mile Creek Rail Bridge	Walgett, NSW, Australia	(Registered) Register of the National Estate (Non-statutory archive)
Walgett Courthouse 55 Wee Waa St	Walgett, NSW, Australia	(Registered) Register of the National Estate (Non-statutory archive)
Walgett Freedom Ride Sites 1965 71 Fox St	Walgett, NSW, Australia	(Nomination now ineligible for PPAL) National Heritage List
Walgett Shire Council Chambers (former) 78 Fox St	Walgett, NSW, Australia	(Indicative Place) Register of the National Estate (Non-statutory archive)

9.1.5 Walgett Local Environmental Plan 2013

The following items are identified and protected under the Walgett Local Environmental Plan 2013.

Locality	Item name	Address	Significance
Angledool	Angledool meat house	23037 Castlereagh Highway	Local
Burren Junction	Shop	26 Alma Street	Local
Burren Junction	Shop	27 Alma Street	Local
Burren Junction	Shop	31 Alma Street	Local
Burren Junction	Catholic church	32 Alma Street	Local
Burren Junction	Post office	45 Alma Street	Local
Burren Junction	House (teacher's)	2 Hastings Street	Local
Burren Junction	Anglican church	15 Hastings Street	Local
Burren Junction	Bore baths	28253 Kamilaroi Highway	Local

Burren Junction	Glenburnie homestead complex	30533 Kamilaroi Highway	Local
Burren Junction	House	23 Slacksmith Street	Local
Burren Junction	House	35 Slacksmith Street	Local
Burren Junction	House (former bank)	8 Waterloo Street	Local
Burren Junction	Country Women's Association	13 Waterloo Street	Local
Burren Junction	Police station	15 Waterloo Street	Local
Burren Junction	Hall	19 Waterloo Street	Local
Carinda	Surveyor's mark	Carinda Road	Local
Carinda	Carinda School of Arts	6 Colin Street	Local
Carinda	Catholic church	9 Colin Street	Local
Carinda	Carinda Hotel	22 Colin Street	Local
Carinda	Anglican church	45 Colin Street	Local
Carinda	Wangrawally homestead complex	5245 Cumberland Way	Local
Carinda	Teacher's residence	2 McNamara Street	Local
Collarenebri	Moongulla homestead complex	5177 Boora Road	Local
Collarenebri	Collarenebri Aboriginal Cemetery	Off Gundabloui Road	State
Collarenebri	Collarenebri Public School	42 Herbert Street	Local
Collarenebri	Presbyterian church	43 Herbert Street	Local
Collarenebri	Presbyterian manse (former)	43 Herbert Street	Local
Collarenebri	Masonic lodge (former)	52 Herbert Street	Local
Collarenebri	Collarenebri Racecourse Grandstand	Ridge Road	Local
Collarenebri	Police station	25 Walgett Street	Local
Collarenebri	Tattersall's Hotel	1 Wilson Street	Local
Collarenebri	House	41 Wilson Street	Local
Collarenebri	Open air cinema	45 Wilson Street	Local
Collarenebri	Enclosed cinema	49 Wilson Street	Local
Collarenebri	House	57 Wilson Street	Local
Collarenebri	Anglican church	58 Wilson Street	Local
Come-by- Chance	Come-by-Chance Hall	Colless Street	Local
Cryon	Cryon Hall	Kamilaroi Highway	Local
Cryon	Cryon Outback Cafe	32562 Kamilaroi Highway	Local
Cumborah	Anglican church	1 Cumborah Street	Local
Cumborah	Zac's Shack	Hammond's Hill Opal Field	Local
Cumborah	Earth walled buildings	Narran Lake Road	Local
Lightning Ridge	Allport House	29 Harlequin Street	Local

Lightning Ridge	Amigo's Castle	Hatter's Flat Opal Field	Local
Lightning Ridge	School building	3 Kaolin Street	Local
Lightning Ridge	Nettleton's first shaft	McDonald's 6 Mile Opal Field	Local
Lightning Ridge	Bodel's Hut	3 Mile Opal Field	Local
Lightning Ridge	Lunatic Hill Open Cut	3 Mile Opal Field	Local
Lightning Ridge	The Mud Hut	3 Mile Opal Field	Local
Lightning Ridge	Bush Nurse Association Cottage	7 Morilla Street	Local
Lightning Ridge	Spicer's Hut	7 Morilla Street	Local
Lightning Ridge	Cooper's Cottage	20 Morilla Street	Local
Lightning Ridge	Old police station	28 Morilla Street	Local
Lightning Ridge	Walford House	13 Pandora Street	Local
Lightning Ridge	Serbian Orthodox church	132 Pandora Street	Local
Lightning Ridge	Astronomer's monument	Pony Fence Opal Field	Local
Lightning Ridge	Francis Hut (Paddy O'Hara's Hut)	5 Rainbow Street	Local
Pilliga	Milchomi Coaching Stables	7446 Come By Chance Road	Local
Pilliga	Epping Shearing Shed	552 Epping Road	Local
Rowena	Rowena Hall	3 Middle Street	Local
Rowena	St Mark's Anglican Church	14 Shaw Street	Local
Walgett	Borah Tank	Castlereagh Highway	Local
Walgett	Railway Station Goods Depot	Castlereagh Highway	Local
Walgett	Railway weighbridge	Castlereagh Highway	Local
Walgett	Two Mile Creek Railway Bridge	Castlereagh Highway	Local
Walgett	Barwon Vale homestead and stables	1744 Cumberdoon Way	Local
Walgett	Allawa homestead complex	2123 Cumberdoon Way	Local
Walgett	Survey mark	7 Euroka Street	Local
Walgett	Walgett Masonic Hall	72 Euroka Street	Local
Walgett	War memorial	Intersection of Fox and Wee Waa Streets	Local
Walgett	Tree	Fox Street	Local
Walgett	War Memorial Park	70 Fox Street	Local
Walgett	Old Shire Chambers	72 Fox Street	Local
Walgett	Nurses' home	152 Fox Street	Local
Walgett	Well	Grey Park	Local
Walgett	Milrea homestead complex	42837 Kamilaroi Highway	Local
Walgett	Euralah homestead	4393 Mercadool Road	Local
Walgett	Anglican church	19 Pitt Street	Local

Walgett	House	52 Warrena Street	Local
Walgett	Presbyterian church	28 Wee Waa Street	Local
Walgett	Walgett Court House	55 Wee Waa Street	Local
Walgett	Walgett Post Office (former)	65 Wee Waa Street	Local

MORE INFORMATION

More information on local environmental matters can be found at the following web sites:

- Walgett Shire Council - <http://www.walgett.nsw.gov.au/>
- Walgett Shire Council Environmental Services - <http://www.walgett-online.com/>
- Walgett Growth Management Study and Strategy, which provides information on the environment and land use issues within the Shire,
- Walgett Shire Local Environmental Plan 2013 - <https://www.legislation.nsw.gov.au/#/view/EPI/2013/373/sch5>
- Data on threatened species, populations and ecological communities <http://www.threatenedspecies.environment.nsw.gov.au/index.aspx>
- NSW Natural Resources Atlas,
- Ecologically Sustainable Development, <http://www.deh.gov.au/esd/>
- Murray–Darling Basin Authority, <http://www.mdba.gov.au/>
- NSW State Heritage Inventory and State Heritage Register, http://www.heritage.nsw.gov.au/07_subnav_02.cfm
- Australian Heritage Database, <http://www.environment.gov.au/cgi-bin/ahdb/search.pl>
- Public register under the Protection of the Environment Operations Act 1997,
- <http://www.epa.nsw.gov.au/licensing-and-regulation/public-registers>
- NSW Department of Primary Industries- Hudson Pear, Weed of National Significance, <http://www.dpi.nsw.gov.au/agriculture/pests-weeds/weeds/profiles/hudson-pear>
- River water quality indicators, <http://waterinfo.nsw.gov.au/wq/>
- Public Register of Approved Clearing PVPs and Development Applications, <http://www.environment.nsw.gov.au/vegetation/publicregister.htm>

